

FISCAL YEAR
JULY 2024 – JUNE 2025

PROPOSED BUDGET
FOR
COLUMBIA COUNTY, OREGON

2024-2025 Table of Contents

Tax Distribution Chart	1
Columbia County Organizational Chart	2
Notices of Budget Committee Meetings.....	3-4
Budget Message.....	5-6
Columbia County Officials.....	7
Columbia County Budget Committee.....	8
Budget Format Legend.....	9
General Fund Departments	10

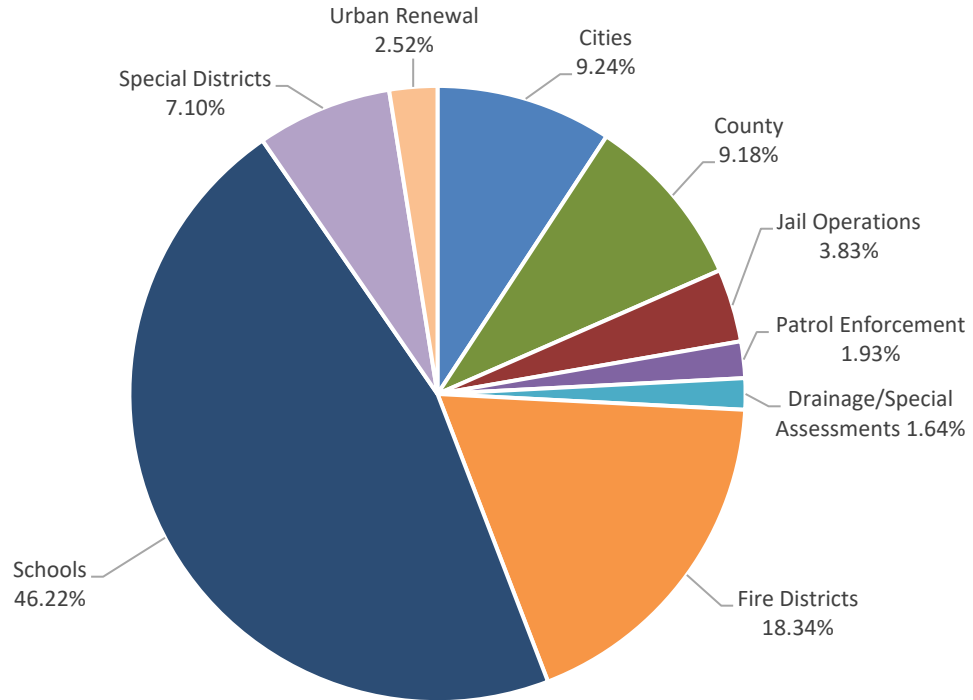
Proposed Operating Budgets

Tab	General Fund – Fund 100	Page #
1	Non-Departmental	11-12
2	Compliance	13
3	Assessor & GIS	14-15
4	Tax	16-17
5	County Clerk / Elections	18-20
6	Sheriff Office	21-28
	<i>Patrol / Civil / Criminal</i>	21-23
	<i>Marine Patrol</i>	23-24
	<i>K-9 Program</i>	224-25
	<i>City of Clatskanie</i>	25-26
	<i>Nehalem Valley</i>	26
	<i>Animal Control</i>	27-28
7	Surveyor	29
8	District Attorney	30-32
9	Justice Court	33-34
10	Columbia County Firing Range	35
11	Juvenile	36-37
12	Veteran’s Services	38
13	Public Health	39-40
14	Emergency Management Services	41-42
15	Treasurer	43
16	Land Development – Planning / Onsite	44-46
17	General Fund Summary	47
	Non-General Fund	
18	Public Works – Fund 201	48-51
19	Forest, Parks & Recreation – Fund 202	52-55
20	Community Corrections – Fund 203	56-61

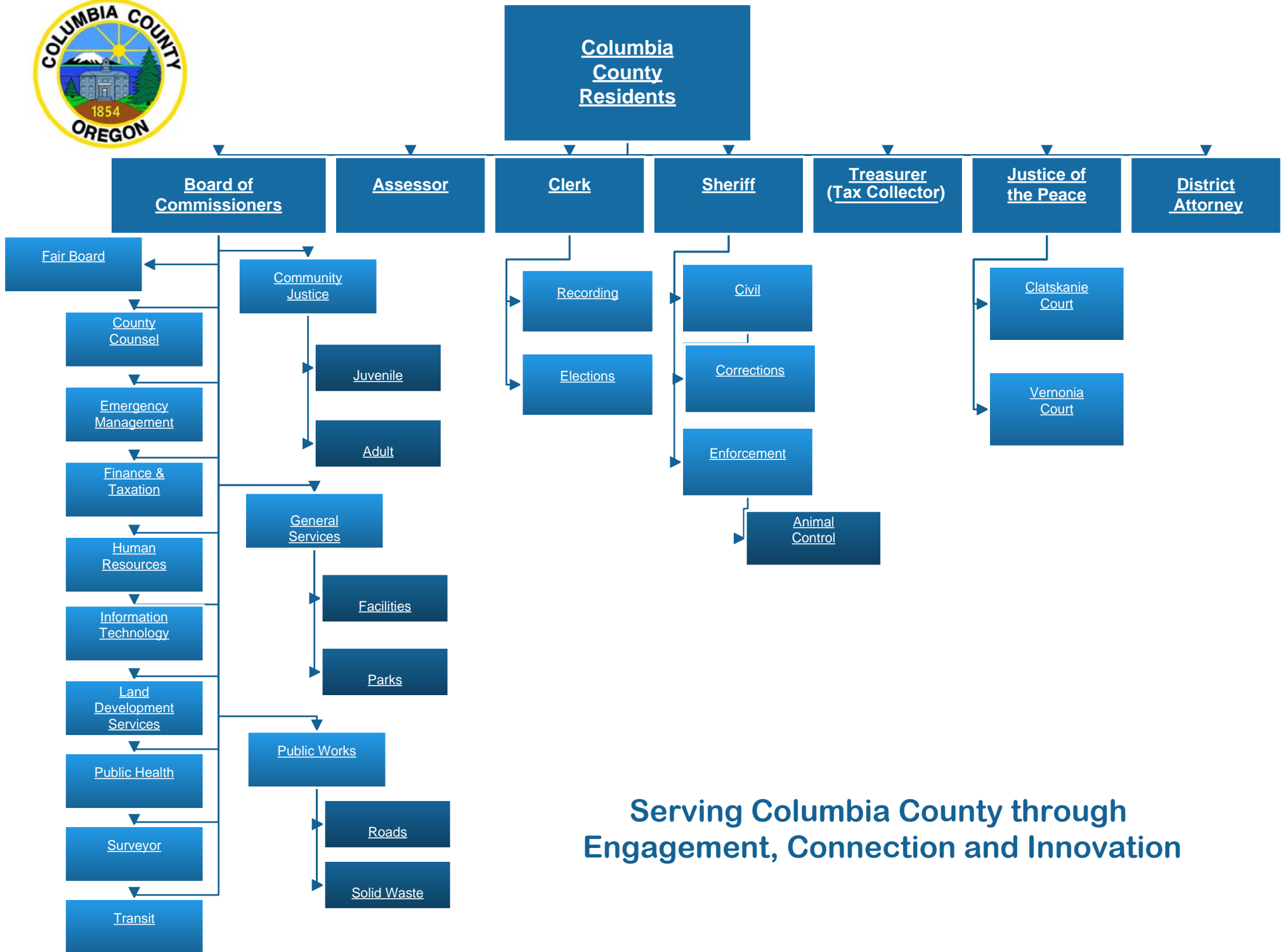
Tab		Page #
21	Fair – Fund 204	62-65
22	Solid Waste Transfer Station – Fund 207	66-69
23	Restricted Funds – Fund 208	70-104
	<i>CARES Act Grant</i>	70
	<i>COVID Projects (ARPA Projects)</i>	70
	<i>American Rescue Plan Grant</i>	71
	<i>ARPA Interest</i>	71
	<i>Title III Grant</i>	71
	<i>John Gumm School</i>	72
	<i>Local Assistance Funds (LATCF)</i>	73
	<i>ODJ Courthouse Improvements</i>	73
	<i>Marijuana Tax Funds</i>	73-74
	<i>Nat’l Opioid Settlement</i>	74
	<i>SAIF Refunds</i>	74
	<i>BOC My Fair Lady Donations</i>	74
	<i>Columbia County Event Committee</i>	75
	<i>Elections – CTCL Grant</i>	75
	<i>Elections – HAVA Grant</i>	75
	<i>Elections – Modernization</i>	75
	<i>Elections – SOS Modernization</i>	76
	<i>Sheriff-Animal Control Donations</i>	76
	<i>Sheriff – Criminal Fines HB5050</i>	76
	<i>Sheriff – CJC MJ Enforcement</i>	77
	<i>Sheriff – CIS Risk Management Jail</i>	77
	<i>District Attorney – Donations</i>	78
	<i>District Attorney – Criminal Fines Account</i>	78
	<i>District Attorney – VOCA Basic Grant</i>	79
	<i>District Attorney – CJC Family Drug Court</i>	80
	<i>District Attorney – CJC Adult Drug Court</i>	80
	<i>District Attorney – CJC Mental Health & Veterans Treatment</i>	80
	<i>Juvenile – Harr Funds</i>	80
	<i>Juvenile – OYA Expungement</i>	81
	<i>Juvenile – ODE Youth Division</i>	81
	<i>Community Corrections – CESF COVID Funds</i>	81
	<i>Fairgrounds – OBDD Grant</i>	81
	<i>Mental Health Funds</i>	82
	<i>Public Health – Marijuana Drug Prevention</i>	82
	<i>Public Health – PE51-02 RegMod Phase 2 Interest</i>	82
	<i>Public Health – PE51-03 ARPA WF Interest</i>	82
	<i>Public Health – DAS Vaccine Equity</i>	83
	<i>Public Health – State FEMA Vaccine Clinic</i>	83
	<i>Public Health – PE43-06 CARES Flu Interest</i>	84
	<i>Public Health – PE01-07 COVID Contact Interest</i>	84
	<i>Public Health – PE01-08 COVID Wrap Interest</i>	84
	<i>Public Health – PE01-09 COVID Contact Interest</i>	84

Tab		Page #
	<i>Public Health – PE01-10 COVID Immunization Interest</i>	84
	<i>Public Health – PE51-01 LPHA Interest</i>	84
	<i>Public Health – PE12-02 COVID 19 Interest</i>	85
	<i>Public Health – CPCO Wellness Donation</i>	85
	<i>Public Health – Community Wellness</i>	85
	<i>Public Health – CPCCO Donation</i>	85
	<i>Court Mediation</i>	86
	<i>Emergency Management – OEM Grant</i>	86
	<i>Emergency Management – HSEM Funds</i>	86-87
	<i>Emergency Management – UASI Grant (CFDA 97.067)</i>	87
	<i>Emergency Management – UASI Training</i>	87-88
	<i>Emergency Management – SHSP Grants</i>	88
	<i>Donations for Vernonia Flood</i>	88
	<i>Parks – Memorial Garden Donation</i>	88
	<i>John Gumm CIS Security</i>	88
	<i>Public Health General</i>	89-104
24	Cornerstone Preservation – Fund 209	105-106
25	Inmate Benefits – Fund 210	107-108
26	Courthouse Security – Fund 211	109
27	Law Library – Fund 213	110
28	Economic Development – Fund 214	111-112
29	Public Transit (CC Rider) – Fund 216	113-116
30	Land Development (Building Services) – Fund 217	117-120
31	Strategic Investment Program – Fund 218	121-122
32	Jail Fund – Fund 220	123-128
33	Sheriff Patrol Levy – Fund 221	129-130
34	PERS Reserve – Fund 230	131
35	Internal Services Fund – Fund 231	132-140
	<i>Commissioners Office</i>	132-133
	<i>Counsel</i>	133-134
	<i>Finance</i>	134-135
	<i>Risk Management</i>	136
	<i>Information Technology</i>	136-137
	<i>Human Resources</i>	137-138
	<i>General Services</i>	138-140
36	Clerk’s Records Reserve – Fund 232	141
37	Capital Projects – Fund 301	142-144
38	Major Projects – Fund 305	145-147
39	Debt Services – Fund 403	148
40	Admin Fees Spread to Departments	149
41	Occupancy Admin Fees Spread to Departments	150

Where Your Property Tax Dollar Goes 2023-24 Fiscal Year



Cities	\$	9,087,775
County	\$	9,031,314
Jail Operations	\$	3,769,265
Patrol Enforcement	\$	1,885,610
Drainage/Special Assessments	\$	1,613,898
Fire Districts	\$	18,038,421
Schools	\$	45,448,307
Special Districts	\$	6,982,100
Urban Renewal	\$	2,474,502
TOTAL	\$	98,331,192



Serving Columbia County through
Engagement, Connection and Innovation

Budget Committee

The six-member Budget Committee reviews the county's proposed annual budget as well as the budget for the Columbia County Development Agency. Before approval, committee members hold a hearing to listen to public comment, make possible changes to the proposed budget, and provide advice and direction to county department leaders. The committee typically meets two to three times annually from April through June and is made up of the three county commissioners and an equal number of county residents. Members generally have a financial or budgeting background and must live in Columbia County, be registered to vote, and may not be employees, officers, or agents of the county.

Notice of Budget Committee Meeting

A public meeting of the Budget Committee of Columbia County, State of Oregon, to discuss the budget for the fiscal year July 1, 2024, to June 30, 2025, will be held at 230 Strand Street St. Helens, Oregon 97051 in room 310. The meetings will take place on May 1, 2024, and May 7, 2024, through May 9, 2024, at 10:00 a.m.

The purpose of the meeting is to receive the budget message and to receive comments from the public on the budget.

This is a public meeting where deliberations of the Budget Committee will take place. Any person may appear at the meeting and discuss the proposed programs with the Budget Committee.

A copy of the budget document may be inspected or obtained on or after May 1, 2024, at <https://www.columbiacountyor.gov/departments/Finance>.

Notice: Budget Committee Meetings will be conducted as hybrid sessions. In addition to the in-person location listed above, the meetings will also be available on the web as follows:

<https://meet.goto.com/129709213> United States (Toll-Free): 1 866 899 4679

Access Code: 129-709-213

Adopted Budget Calendar for FY2024-2025

Annual budgets

- [FY2023-2024 Adopted Budget](#)
- [FY2022-2023 Adopted Budget](#)
- [FY2021-2022 Adopted Budget](#)
- [FY2020-2021 Adopted Budget](#)
- [FY20 County Budget](#)
- [FY19 County Budget](#)
- [FY18 County Budget](#)
- [FY17 County Budget](#)
- [FY16 County Budget](#)

Meadowview Budget Documents

CC24-1125

Notice of Budget Committee Meeting

A public meeting of the Budget Committee of the Clatskanie Park and Rec, Columbia, State of Oregon, to discuss the budget for the fiscal year July 1, 2024 to June 30, 2025, will be held at Clatskanie Library. The meeting will take place on May 16, 2024, at

5:30 p.m. The purpose of this meeting is to receive the budget message and to receive comment from the public on the budget. This is a public meeting where deliberation of the Budget Committee will take place. Any person may appear at the meeting and discuss the

proposed programs with the Budget Committee. A copy of the budget document may be inspected or obtained on or after May 9, 2024 at Clatskanie Swimming Pool, between the hours of 9:00 a.m. and 11:00 a.m.

CC24-1130

NOTICE OF BUDGET COMMITTEE MEETING

A public meeting of the Budget Committee of Columbia County, State of Oregon, to discuss the budget for the fiscal year July 1, 2024 to June 30, 2025, will be held at 230 Strand Street St. Helens, Oregon 97051 in room 310. The meetings will take place on May 1, 2024 and May 7, 2024 through May 9, 2024 at 10:00 a.m. The purpose of the meeting is to receive

the budget message and to receive comment from the public on the budget. This is a public meeting where deliberations of the Budget Committee will take place. Any person may appear at the meeting and discuss the proposed programs with the Budget Committee. A copy of the budget document may be inspected or obtained on or after May 1, 2024 at

(<https://www.columbia-countyor.gov/departments/Finance>). Notice: Budget Committee Meetings will be conducted as hybrid sessions. In addition to the in person location listed above, the meetings will also be available on the web as follows: <https://meet.goto.com/129709213> United States (Toll Free): 1 866 899 4679 Access Code: 129-709-213.

COLUMBIA COUNTY

Board of Commissioners Office

Commissioners

Margaret Magruder
Kellie Jo Smith
Casey Garrett

Administration

Jacyn Normine
Kathy Coddington

Communications

Mark Pacheco



ST. HELENS, OR 97051

230 Strand St., Room 338
Direct (503) 397-4322
Fax (503) 366-7243
columbiacountyor.gov

2024-2025 Budget Message

To: Columbia County Budget Committee

From: Commissioner Margaret Magruder, Budget Officer

Date: May 1, 2024

Pursuant to Oregon Budget Law ORS 294.403, I hereby submit this FY 2024-2025 proposed budget for consideration by the Budget Committee. The proposed budget provides funding for the county to provide adequate services and to continue operations through June 2025.

When preparing this budget, long term financial sustainability of the county, along with the county's priorities and goals were utilized.

The proposed budget for FY 2024-2025 is made of 23 Funds, encompassing 55 Component Units, 87 Grants and 10 Fiduciary Accounts for a total of 175 budgets that must be balanced and tracked. Things of note for this budget are the transfer of 20 Grants totaling a little more than \$2M from Public Health in the General Fund to Fund 208, Restricted Grants and Funds, as they should be tracked as grants and not part of the General Fund. It should also be noted that reduction in revenues/expenditures, especially in grants and capital projects are the result of the difference in receiving over \$14M in ARPA Funds since 2022, funds that are no longer available.

The proposed FY 2024-2025 budget totals \$106,052,233 for all funds, \$2,805,539 less than the 2023-2024 budget. The proposed General Fund budget is \$25,622,195 or \$5,734,753 more than last year.

The increase in the General Fund is largely due to increased interfund transfers of \$1,214,507; increasing contingency by \$1,911,000 to match 3 months operating expenses; \$185,000 increase in Capital Projects and an additional \$773,000 in Materials and Services.

The General Fund budgets include negotiated cost-of-living and benefit increases that raised Personnel Expenses by close to 6% or \$1,650,871 in the General Fund and \$1,843,681 across all funds. Negotiations are ongoing and this figure may increase prior to the final budget being accepted.

The remaining funds decreased across the board by \$8.5M primarily due to the reduction in grant funding of close to \$10M and increased contingency and reserves for future spending.

Budget Staffing Information and Cost Assumptions

Personnel budget assumptions include salary increases and steps as required by the county's collective bargaining agreements.

General Fund FTEs decreased by 3.8 due to moving personnel associated with the Grants that transferred into fund 208. There are three FTEs added to the General Fund Budget. One for the Tax Department, one for Land Development Services and one for Juvenile. Other funds increased FTEs, primarily due to staffing for the Transit Center moving in-house during 2022-2023, a difference of 6.4 FTEs and Public Works hiring 2 additional staff, to replace 1 retiring staff member, which was budget neutral. The net change across all funds is an additional 6.75 FTEs.

Budget Document


The County is continuing space renovation projects. Work continues on upgrades to the old Courthouse and the remodel of the John Gumm Building, which is projected to be complete in the fall. We continue to administer additional grants for Public Health, Parks, General Services, and several other departments, planning for future resiliency and to serve the best interests of our citizens.

Budget Policies

Four policies govern the development of this budget, and they are as follows:

1. The budget will seek to effectively provide the core services of county government in an efficient and effective manner (see Columbia County Mandated Services Guide for these details).
2. The budget will seek to ensure adequate reserves for future years with the General Fund contingency and Unappropriated Fund Balance budget categories.
3. The County's mission statement will drive the budget.
4. The budget will provide the resources to fund technological advancements and future resiliency.

Respectfully submitted,

A handwritten signature in black ink, appearing to read "Margaret Magruder", written in a cursive style.

Commissioner Margaret Magruder, Budget Officer

COLUMBIA COUNTY, OREGON

Board of Commissioners

<u>Name</u>	<u>Term Expiration</u>
Casey Garrett	December 31, 2024
Margaret Magruder	December 31, 2024
Kellie Jo Smith	December 31, 2026

Elected Officials

<u>Name</u>	<u>Position</u>	<u>Term Expiration</u>
Andrea Jurkiewicz	County Assessor	December 31, 2026
Debbie Klug	County Clerk	December 31, 2026
Joshua Pond	County District Attorney	December 31, 2026
Brian Pixley	County Sheriff	December 31, 2026
Mary Ann Guess	County Treasurer	December 31, 2024
Diana Taylor	Justice of the Peace	December 31, 2024

Appointed Officials

Tax Collector	Mary Ann Guess
County Surveyor	Nathan Woodward
Community Justice Director	Larry Evenson
County Counsel	Sarah Hanson
Public Health Director	Jaime Aanensen
Emergency Management Director	Corey Padrón
Finance & Taxation Director	Pam Smith
Land Development Service Director	Suzie Dahl
Information Technology Director	Holly Miller
Human Resources Director	Carrie Garcia
General Services Director	Riley Baker
Public Works Director	Mike Russell
Transit Director	John Dreeszen

COLUMBIA COUNTY, OREGON

Budget Committee Members

<u>Name</u>	<u>Term Expiration</u>
Kathy Engel	December 31, 2026
Dan Garrison	December 31, 2024
Paul Langner	December 31, 2027
Casey Garrett	December 31, 2024
Margaret Magruder	December 31, 2024
Kellie Jo Smith	December 31, 2026

Historical data is located to the left of each account

Future data is located to the right of each account

L I N E #	HISTORICAL DATA			FTE 2019/2020	L I N E #	RESOURCE/REQUIREMENT DESCRIPTION PROPOSED	FTE 2020/2021	Budget for next Year 2020-2021			L I N E #	
	Actual		Adopted					2020-2021	2020-2021	2020-2021		
	Second Preceding Year 06/30/18	First Preceding Year 06/30/19	Budget This Year 06/30/20					Proposed by Budget Officer	Approved by Budget Committee	Adopted by Governing Body		
Tab 40					Tab 40	FUND 220 - Jail Fund					Tab 40	
1	2,674,108	2,845,440	3,059,100		1	220-408.00-310.00-000-00	11	3,179,844	-	-	1	
2	84,856	143,893	70,000		2	220-408.00-310.10-000-00	11	70,000	-	-	2	
3	26,074	24,398	22,000		3	220-408.00-316.29-000-00		22,000	-	-	3	
4	12,032	11,655	12,000		4	220-408.00-316.29-100-00		10,000	-	-	4	
5	27,757	37,426	20,000		5	220-408.00-318.58-000-00		2,000	-	-	5	
6	13,345	13,164	10,000		6	220-408.00-318.59-000-00		5,000	-	-	6	
7	2,115,984	2,432,179	2,450,000		7	220-408.00-318.60-000-00		2,250,000	-	-	7	
8	3,064	523	1,000		8	220-408.00-322.10-000-00		500	-	-	8	
9	38,403	64,044	30,000		9	220-408.00-330.00-000-00		35,000	-	-	9	
10	775	1,425	1,300		10	220-408.00-331.00-000-00		1,500	-	-	10	
11	4,759	6,454	5,000		11	220-408.00-324.40-000-00		-	-	-	11	
12	38,466	144,753	30,000		12	220-408.00-324.01-000-00		-	-	-	12	
13	1,000,000	1,000,000	1,000,000		13	220-408.00-375.00-100-00		1,000,000	-	-	13	
14	-	-	-		14	220-408.00-375.00-210-00		10,000	-	-	14	
15	240,000	240,000	240,000		15	220-408.00-375.00-203-00		240,000	-	-	15	
16	57,433	49,972	52,194		16	220-408.00-375.00-218-00		53,000	-	-	16	
17	47,909	-	-		17	XXX		-	-	-	17	
18	2,916,931	3,146,492	1,301,888		18	220-408.00-399.04-000-00		2,814,266	-	-	18	
19	2,333	47,609	5,000		19	220-408.00-399.05-000-00		-	-	-	19	
20	9,304,230	10,209,426	8,309,482		20	TOTAL RESOURCES	10	9,693,110	-	-	20	
21	65,184	90,371	73,597	0.6700	21	220-408.00-490.00-110-00		71,795	-	-	21	
22	91,348	98,381	95,691	0.2500	22	220-408.00-490.00-120-00		25,889	-	-	22	
23	1,677,801	1,783,444	2,032,083	30.9500	23	220-408.00-490.00-130-00		1,907,465	-	-	23	
24	87	3,564	-	1.0000	24	220-408.00-490.00-140-00		85,955	-	-	24	
25	443,359	481,756	282,000		25	220-408.00-490.00-150-00		285,000	-	-	25	
26	487,585	571,923	585,242		26	220-408.00-490.00-210-00		748,937	-	-	26	
27	177,820	185,162	189,978		27	220-408.00-490.00-220-00		181,772	-	-	27	
28	240,888	238,141	403,329		28	220-408.00-490.00-230-00		416,326	-	-	28	
29	107,427	126,157	136,433		29	220-408.00-490.00-231-00		139,516	-	-	29	
30	128,394	151,985	145,317		30	220-408.00-490.00-232-00		148,893	-	-	30	
31	-	(35,356)	-		31	220-408.00-490.00-233-00		-	-	-	31	
32	28,666	43,023	39,298		32	220-408.00-490.00-260-00		43,627	-	-	32	
33	1,109	1,064	1,242		33	220-408.00-490.00-261-00		810	-	-	33	
34	164	-	4,470		34	220-408.00-490.00-270-00		-	-	-	34	
35	3,449,832	3,739,615	3,988,679	32.8700	35	TOTAL PERSONAL SERVICES	1	32.8700	4,055,985	-	-	35
36	3,403	63,438	35,000		36	220-408.00-490.00-301-00		15,000	-	-	36	
37	617	-	40,000		37	220-408.00-490.00-305-15		40,000	-	-	37	
38	10,272	2,003	3,000		38	220-408.00-490.00-305-28		4,000	-	-	38	
39	555,376	546,345	674,700		39	220-408.00-490.00-305-31		725,000	-	-	39	
40	282,692	304,001	320,000		40	220-408.00-490.00-305-32		336,000	-	-	40	
41	-	350	1,000		41	220-408.00-490.00-305-33		1,000	-	-	41	
42	1,344	-	500		42	220-408.00-490.00-305-35		500	-	-	42	
43	191,875	201,987	254,391		43	220-408.00-490.00-310-00		294,491	-	-	43	
44	2,738	4,462	4,500		44	220-408.00-490.00-315-00		4,500	-	-	44	
45	26,719	34,407	35,000		45	220-408.00-490.00-320-00		40,000	-	-	45	

Line numbers appear in three positions to help locate details for each account

General Fund Departments

Non-Departmental

Compliance

Assessor

GIS

Tax

Clerk

Elections

Sheriff

Surveyor

District Attorney

Justice Court

Firing Range

Juvenile

Veteran's Services

Public Health

Emergency Management Services

Treasurer

Land Development – Planning

L I N E #	HISTORICAL DATA				FTE 2023/2024	L I N E #	RESOURCE/REQUIREMENT DESCRIPTION PROPOSED	FTE 2024/2025	Budget for next Year 2024-2025			0.75% L I N E #
	Actual		Adopted Budget This Year 06/30/24	2024/2025 Proposed by Budget Officer					2024/2025 Approved by Budget Committee	2024/2025 Adopted by Governing Body		
	Second Preceeding Year 06/30/22	First Preceeding Year 06/30/23										
Tab 1					Tab 1	GENERAL FUND - Non-Departmental					Tab 1	
1	7,947,990	8,406,117	8,832,853	1	100-400.00-310.00-000-00	Property Tax-Current		9,204,941	-	-	1	
2	190,002	175,258	250,000	2	100-400.00-310.10-000-00	Property Tax-Prior Years		257,500	-	-	2	
3	260	510	250	3	100-400.00-316.30-000-00	Fees-Social Gaming		500	-	-	3	
4	500	-	500	4	100-400.00-316.31-000-00	Fees-Road Vacation		0	-	-	4	
5	25,320	141,223	50,000	5	100-400.00-319.91-052-00	Fees-Fed Forest Admin		50,000	-	-	5	
6	-	(52)	-	6	100-400.00-320.00-000-00	Misc Reimbursement		0	-	-	6	
7	9,310	8,956	-	7	100-400.00-322.00-000-00	Misc Revenue		0	-	-	7	
8	170	135	-	8	100-400.00-322.10-000-00	Refunds		100	-	-	8	
9	954,020	-	1,041,385	9	100-400.00-322.20-000-00	Misc Revenue-PERS Bond		0	-	-	9	
10	2,201	9,650	5,000	10	100-400.00-322.30-000-00	Rebates		3,000	-	-	10	
11	385,321	-	-	11	100-400.00-323.99-000-00	Prior Period Adjustment		0	-	-	11	
12	120,027	160,739	120,000	12	100-400.00-324.40-000-00	Forest, Land Sales & Royalties		50,000	-	-	12	
13	-	-	712,915	13	100-400.00-324.50-000-00	Sale of Materials		0	-	-	13	
14	3,059	3,151	3,200	14	100-400.00-325.00-000-00	Leases-Courthouse		3,300	-	-	14	
15	5,345	5,253	3,000	15	100-400.00-328.50-000-00	County Forest Receipts		3,500	-	-	15	
16	106,283	117,310	120,000	16	100-400.00-328.60-000-00	Electric Coop Earnings Tax		125,000	-	-	16	
17	15,545	115,803	75,000	17	100-400.00-330.00-000-00	Interest Allocations		75,000	-	-	17	
18	1,444	5,099	2,000	18	100-400.00-331.00-000-00	Interest-Unsegregated Tax		10,000	-	-	18	
19	349,608	369,899	360,000	19	100-400.00-340.13-000-00	State-Liquor Tax Apportionmt		400,000	-	-	19	
20	30,618	27,694	40,000	20	100-400.00-340.14-000-00	State-Cigarette Tax Apptnmt		30,000	-	-	20	
21	12,788	10,947	12,000	21	100-400.00-340.15-000-00	State-Amusement Tax Apptnmt		12,000	-	-	21	
22	7,242	11,057	8,000	22	100-400.00-341.00-000-00	State-PILT-West OR Sevrnc Tax		10,000	-	-	22	
23	32,202	34,503	30,000	23	100-400.00-360.00-000-00	Fed-Pymt In Lieu Tax 15.226		35,000	-	-	23	
24	525,732	478,825	460,000	24	100-400.00-361.00-000-00	Fed-DOI/BLM O&C Land 15.227		475,000	-	-	24	
25	-	-	-	25	100-400.00-375.00-216-00	Trans In-Fund 216 Transit		0	-	-	25	
26	132,842	60,857	120,000	26	100-400.00-375.00-218-00	Trans In-Fund 218 SIP & CSV		132,000	-	-	26	
27	-	975,978	-	27	100-400.00-375.00-219-00	Trans In- PERS Bond		0	-	-	27	
28	-	97,500	-	28	100-400.00-375.00-818-00	Transfer In CCDA Closing		0	-	-	28	
29	3,155,933	2,966,230	3,700,000	29	100-400.00-399.01-000-00	Beg Balance-Unrestricted		5,496,468	-	-	29	
30	313,962	809,846	-	30	100-400.00-399.05-000-00	Beg Balance-NonSpendable		0	-	-	30	
31	14,327,722	14,992,487	15,946,103	31		TOTAL RESOURCES	10	16,373,309	-	-	31	
32	114	(11,739)	-	32	100-400.00-490.00-300-00	Professional Fees		-	-	-	32	
33	1,249	805	1,200	33	100-400.00-490.00-305-03	Prof Fees-Technical Assist		200	-	-	33	
34	1,936	2,499	2,800	34	100-400.00-490.00-310-00	Prop/Liab Insurance		500	-	-	34	
35	5,580	-	-	35	100-400.00-490.00-410-60	Building Lease		-	-	-	35	
36	1,463	1,507	1,507	36	100-400.00-490.00-410-61	Waterway Lease		1,500	-	-	36	
37	434	498	-	37	100-400.00-490.00-451-50	Maint-Software		300	-	-	37	
38	-	231	-	38	100-400.00-490.00-501-00	Postage		75	-	-	38	
39	84	41	500	39	100-400.00-490.00-517-00	Field Supplies		-	-	-	39	

L I N E #	HISTORICAL DATA				L I N E #	RESOURCE/REQUIREMENT DESCRIPTION PROPOSED	FTE 2023/2024	FTE 2024/2025	Budget for next Year 2024-2025			0.75% L I N E #
	Actual		Adopted Budget This Year 06/30/24	2024/2025 Proposed by Budget Officer					2024/2025 Approved by Budget Committee	2024/2025 Adopted by Governing Body		
	Second Preceeding Year 06/30/22	First Preceeding Year 06/30/23										
1	1,314	2,726	4,000	1	100-400.00-490.00-550-00			3,000	-	-	1	
2	45	184	2,000	2	100-400.00-490.00-551-00			-	-	-	2	
3	12,469	12,466	12,500	3	100-400.00-490.00-552-00			12,500	-	-	3	
4	3,721	-	-	4	100-400.00-490.00-590-00			-	-	-	4	
5	-	-	68,005	5	100-400.00-490.00-595-25			-	-	-	5	
6	-	231	-	6	100-400.00-490.00-600-03			-	-	-	6	
7	15,000	-	-	7	100-400.00-490.00-595-51			-	-	-	7	
8	43,408	9,449	92,512	8	<i>TOTAL MATERIALS & SERVICES</i>	2		18,075	-	-	8	
9	-	25,368	-	9	100-400.00-490.00-730-00			-	-	-	9	
10	-	25,368	-	10	<i>TOTAL CAPITAL OUTLAY</i>	3		-	-	-	10	
11	950,068	988,017	1,041,385	11	100-400.00-490.00-800-00			1,041,385	-	-	11	
12	30,290	29,165	33,041	12	100-400.00-490.00-802-00			31,634	-	-	12	
13	980,359	1,017,182	1,074,426	13	<i>TOTAL DEBT SERVICES</i>	4		1,073,019	-	-	13	
14	213,750	142,500	71,250	14	100-400.00-490.00-830-11			71,250	-	-	14	
15	4,373,701	4,605,562	-	15	100-400.00-490.00-831-11			-	-	-	15	
16	46,875	33,750	16,875	16	100-400.00-490.00-840-00			16,875	-	-	16	
17	1,000,000	1,000,000	1,000,000	17	100-400.00-490.00-841-00			1,441,945	-	-	17	
18	-	-	88,125	18	100-400.00-490.00-843-00			88,125	-	-	18	
19	-	-	-	19	100-400.00-490.00-844-00			505,400	-	-	19	
20	-	-	183,325	20	100-400.00-490.00-844-00			83,044	-	-	20	
21	5,634,326	5,781,812	1,359,575	21	<i>TOTAL TRANSFERS OUT</i>	5		2,206,639	-	-	21	
22	-	-	1,190,000	22	100-400.00-490.00-880-00			750,000	-	-	22	
23	-	-	1,190,000	23	<i>TOTAL CONTINGENCIES</i>	6		750,000	-	-	23	
24	-	-	1,500,000	24	100-400.00-490.00-900-00			250,000	-	-	24	
25	-	-	1,500,000	25	<i>TOTAL UNAPPROPRIATED BALANCE</i>	8		250,000	-	-	25	
26	6,658,092	6,833,811	5,216,513	26	TOTAL REQUIREMENTS	9		4,297,733	-	-	26	
27	7,669,629	8,158,676	10,729,590	27	CONTRIBUTION TO/(FROM) FUND			12,075,576	-	-	27	

L I N E #	HISTORICAL DATA				L I N E #	RESOURCE/REQUIREMENT DESCRIPTION PROPOSED	FTE	FTE	Budget for next Year 2024-2025			0.75% L I N E #	
	Actual		Adopted Budget This Year 06/30/24	FTE 2023/2024					2024/2025 Proposed by Budget Officer	2024/2025 Approved by Budget Committee	2024/2025 Adopted by Governing Body		
	Second Preceding Year 06/30/22	First Preceding Year 06/30/23											
Tab 2					Tab 2	GENERAL FUND - Compliance (Other)					Tab 2		
1	-	-	-		1	100-400.02-322.00-000-00	Misc Revenue			-	-	-	1
2	TOTAL RESOURCES 10											2	
3	-	12,552	13,535	0.20	3	100-400.02-490.00-130-00	Sal-Regular	0.20		14,597	-	-	3
4	-	231	-		4	100-400.02-490.00-150-00	Sal-Overtime			-	-	-	4
5	-	2,053	2,113		5	100-400.02-490.00-210-00	Ben-Insur Benefits			2,362	-	-	5
6	-	923	1,035		6	100-400.02-490.00-220-00	Ben-FICA Tax			1,117	-	-	6
7	-	1,970	2,416		7	100-400.02-490.00-230-00	Ben-PERS ER			2,606	-	-	7
8	-	737	812		8	100-400.02-490.00-231-00	Ben-PERS EE 6%			876	-	-	8
9	-	-	-		9	100-400.02-490.00-232-00	Ben-PERS Bond			-	-	-	9
10	-	-	(123)		10	100-400.02-490.00-233-00	Ben-PERS 822			(133)	-	-	10
11	-	13	9		11	100-400.02-490.00-260-00	Ben-W/ Comp			10	-	-	11
12	-	4	4		12	100-400.02-490.00-261-00	Ben-WBF			4	-	-	12
13	-	25	54		13	100-400.02-490.00-262-00	Ben-PLO			58	-	-	13
14	-	25	7		14	100-400.02-490.00-270-00	Ben-Unemploy Insurance			7	-	-	14
15	-	18,534	19,862	0.20	15	TOTAL PERSONAL SERVICES		1	0.20	21,504	-	-	15
16	-	-	200		16	100-400.02-490.00-452-00	Repairs & Maint-Equipment			-	-	-	16
17	-	-	100		17	100-400.02-490.00-505-00	Professional Supplies			-	-	-	17
18	-	1,486	1,725		18	100-400.02-490.00-600-00	IGS-Admin Allocation			2,482	-	-	18
19	-	1,486	2,025		19	TOTAL MATERIALS & SERVICES		2		2,482	-	-	19
20	-	833	859		20	100-400.02-490.00-820-60	Trans Out-F100 PERS Dbt Svc			927	-	-	20
21	-	833	859	0.00	21	TOTAL TRANSFERS OUT		5		927	-	-	21
22	-	20,853	22,746	0.20	22	TOTAL REQUIREMENTS		9	0.20	24,913	-	-	22
23	-	(20,853)	(22,746)		23	CONTRIBUTION TO/(FROM) FUND				(24,913)	-	-	23

L I N E #	HISTORICAL DATA				L I N E #	RESOURCE/REQUIREMENT DESCRIPTION PROPOSED	FTE 2023/2024	FTE 2024/2025	Budget for next Year 2024-2025			0.75% L I N E #
	Actual		Adopted Budget This Year 06/30/24	2024/2025 Proposed by Budget Officer					2024/2025 Approved by Budget Committee	2024/2025 Adopted by Governing Body		
	Second Preceding Year 06/30/22	First Preceding Year 06/30/23										
Tab 3					Tab 3	GENERAL FUND - Assessor Department					Tab 3	
1	3,346	2,660	3,000		1	100-402.00-316.20-000-00			3,000	-	-	1
2	-	-	-		2	100-402.00-316.21-000-00				-	-	2
3	-	-	-		3	100-402.00-320.00-000-00				-	-	3
4	6,901	4,520	2,500		4	100-402.00-340.12-000-00			2,500	-	-	4
5	306,777	226,045	250,000		5	100-402.00-351.00-000-00			250,000	-	-	5
6	317,024	233,225	255,500		6	TOTAL RESOURCES	10		255,500	-	-	6
7	96,408	104,280	111,058	1.00	7	100-402.00-490.00-110-00		1.00	121,055	-	-	7
8	647,253	700,846	768,684	10.00	8	100-402.00-490.00-130-00		10.00	839,883	-	-	8
9	-	-	-	0.00	9	100-402.00-490.00-140-00		0.00		-	-	9
10	66	12	1,000		10	100-402.00-490.00-150-00			1,000	-	-	10
11	231,690	223,599	226,200		11	100-402.00-490.00-210-00			271,340	-	-	11
12	56,730	61,123	67,377		12	100-402.00-490.00-220-00			73,588	-	-	12
13	120,538	133,145	160,919		13	100-402.00-490.00-230-00			176,854	-	-	13
14	43,690	48,308	52,845		14	100-402.00-490.00-231-00			57,716	-	-	14
15	52,576	-	-		15	100-402.00-490.00-232-00			-	-	-	15
16	(21,647)	-	(7,667)		16	100-402.00-490.00-233-00			(8,270)	-	-	16
17	2,299	2,661	3,854		17	100-402.00-490.00-260-00			3,980	-	-	17
18	205	200	240		18	100-402.00-490.00-261-00			218	-	-	18
19	-	1,583	3,523		19	100-402.00-490.00-262-00			3,794	-	-	19
20	1,869	1,623	440		20	100-402.00-490.00-270-00			481	-	-	20
21	1,231,677	1,277,379	1,388,473	11.00	21	TOTAL PERSONAL SERVICES	1	11.00	1,541,639	-	-	21
22	-	13	25		22	100-402.00-490.00-300-00			40	-	-	22
23	1,050	-	2,500		23	100-402.00-490.00-300-50			1,500	-	-	23
24	-	-	-		24	100-402.00-490.00-302-00				-	-	24
25	765	776	850		25	100-402.00-490.00-305-02			950	-	-	25
26	2,396	2,417	3,200		26	100-402.00-490.00-310-00			11,000	-	-	26
27	3,605	3,665	4,500		27	100-402.00-490.00-315-00			4,000	-	-	27
28	10,551	14,061	15,000		28	100-402.00-490.00-320-00			5,000	-	-	28
29	-	-	-		29	100-402.00-490.00-321-00			-	-	-	29
30	1,980	1,986	1,500		30	100-402.00-490.00-410-62			1,986	-	-	30
31	3,031	3,235	2,800		31	100-402.00-490.00-412-00			2,700	-	-	31
32	1,627	1,429	1,800		32	100-402.00-490.00-450-00			1,000	-	-	32
33	72,977	78,191	88,000		33	100-402.00-490.00-451-50			83,257	-	-	33
34	-	-	-		34	100-402.00-490.00-452-00				-	-	34
35	1,987	2,479	3,500		35	100-402.00-490.00-500-00			3,000	-	-	35
36	-	2,466	3,500		36	100-402.00-490.00-501-00			2,500	-	-	36
37	-	-	-		37	100-402.00-490.00-505-00			-	-	-	37
38	888	-	1,000		38	100-402.00-490.00-510-00			1,000	-	-	38
39	1,486	1,363	1,500		39	100-402.00-490.00-515-00			1,000	-	-	39
40	-	505	600		40	100-402.00-490.00-515-50				-	-	40
41	258	606	1,000		41	100-402.00-490.00-517-00			793	-	-	41
42	1,244	1,021	1,500		42	100-402.00-490.00-550-00			1,300	-	-	42

L I N E #	HISTORICAL DATA				L I N E #	RESOURCE/REQUIREMENT DESCRIPTION PROPOSED	FTE	FTE	Budget for next Year 2024-2025			0.75% L I N E #	
	Actual		Adopted Budget This Year 06/30/24	FTE 2023/2024					2024/2025 Proposed by Budget Officer	2024/2025 Approved by Budget Committee	2024/2025 Adopted by Governing Body		
	Second Preceding Year 06/30/22	First Preceding Year 06/30/23											
Tab 3					Tab 3	GENERAL FUND - Assessor Department					Tab 3		
1	1,953	2,750	3,000		1	100-402.00-490.00-551-00			1,000	-	-	1	
2	-	16,013	16,013		2	100-402.00-490.00-552-00			16,013	-	-	2	
3	97,468	118,066	137,661		3	100-402.00-490.00-600-00			195,873	-	-	3	
4	70,324	83,545	86,578		4	100-402.00-490.00-600-01			93,521	-	-	4	
5	273,590	334,585	376,027		5	<i>TOTAL MATERIALS & SERVICES</i>		2	427,433	-	-	5	
6	-	-	-		6	100-402.00-490.00-710-00			-	-	-	6	
7	-	-	-		7	100-402.00-490.00-720-00			-	-	-	7	
8	-	-	-		8	<i>TOTAL CAPITAL OUTLAY</i>		3	-	-	-	8	
9	-	54,271	55,927		9	100-402.00-490.00-820-60			61,083	-	-	19	
10	-	54,271	55,927	0.00	10	<i>TOTAL TRANSFERS OUT</i>		5	61,083	-	-	10	
11	1,505,267	1,666,236	1,820,427	11.00	11	TOTAL REQUIREMENTS		9	11.00	2,030,155	-	-	11
12	(1,188,244)	(1,433,011)	(1,564,927)		12	CONTRIBUTION TO/(FROM) FUND			(1,774,655)	-	-	12	
Tab 3					Tab 3	GENERAL FUND - GIS Department					Tab 3		
13	50,866	28,611	30,000		13	100-402.10-316.21-000-00			30,000	-	-	13	
14	50,866	28,611	30,000		14	TOTAL RESOURCES		10	30,000	-	-	14	
15	153,012	169,926	189,072	2.00	15	100-402.10-490.00-130-00		2.00	204,220	-	-	15	
16	7	-	-		16	100-402.10-490.00-150-00			-	-	-	16	
17	38,192	33,211	33,775		17	100-402.10-490.00-210-00			37,760	-	-	17	
18	11,684	12,972	14,464		18	100-402.10-490.00-220-00			15,623	-	-	18	
19	24,529	27,239	33,749		19	100-402.10-490.00-230-00			36,453	-	-	19	
20	9,181	10,196	11,344		20	100-402.10-490.00-231-00			12,253	-	-	20	
21	11,003	-	-		21	100-402.10-490.00-232-00			-	-	-	21	
22	(5,019)	-	(1,721)		22	100-402.10-490.00-233-00			(1,858)	-	-	22	
23	84	99	132		23	100-402.10-490.00-260-00			143	-	-	23	
24	36	39	44		24	100-402.10-490.00-261-00			40	-	-	24	
25	-	340	756		25	100-402.10-490.00-262-00			817	-	-	25	
26	383	340	97		26	100-402.10-490.00-270-00			102	-	-	26	
27	243,091	254,361	281,712	2.00	27	<i>TOTAL PERSONAL SERVICES</i>		1	2.00	305,553	-	-	27
28	-	-	-		28	100-402.10-490.00-300-00			-	-	-	28	
29	15,500	-	16,000		29	100-402.10-490.00-305-28			15,000	-	-	29	
30	4,100	639	5,000		30	100-402.10-490.00-320-00			3,000	-	-	30	
31	-	-	200		31	100-402.10-490.00-321-00			-	-	-	31	
32	297	350	360		32	100-402.10-490.00-410-62			360	-	-	32	
33	322	281	500		33	100-402.10-490.00-450-00			300	-	-	33	
34	11,600	16,740	15,400		34	100-402.10-490.00-451-50			16,325	-	-	34	
35	458	-	1,000		35	100-402.10-490.00-500-00			350	-	-	35	
36	386	-	-		36	100-402.10-490.00-515-00			-	-	-	36	
37	15,742	22,984	27,779		37	100-402.10-490.00-600-00			39,813	-	-	37	
38	6,048	7,185	7,446		38	100-402.10-490.00-600-01			8,018	-	-	38	
39	54,453	48,179	73,685		39	<i>TOTAL MATERIALS & SERVICES</i>		2	83,166	-	-	39	
40	-	11,473	12,006		40	100-402.10-490.00-820-60			12,968	-	-	40	
41	-	11,473	12,006	0.00	41	<i>TOTAL TRANSFERS OUT</i>		5	12,968	-	-	41	
42	297,543	314,013	367,403	2.00	42	TOTAL REQUIREMENTS		9	2.00	401,687	-	-	42
43	(246,677)	(285,402)	(337,403)		43	CONTRIBUTION TO/(FROM) FUND			(371,687)	-	-	43	

L I N E #	HISTORICAL DATA				L I N E #	RESOURCE/REQUIREMENT DESCRIPTION PROPOSED	FTE 2023/2024	FTE 2024/2025	Budget for next Year 2024-2025			0.75% L I N E #
	Actual		Adopted Budget This Year 06/30/24	2024/2025 Proposed by Budget Officer					2024/2025 Approved by Budget Committee	2024/2025 Adopted by Governing Body		
	Second Preceding Year 06/30/22	First Preceding Year 06/30/23										
Tab 4					Tab 4	GENERAL FUND - Tax Department					Tab 4	
1	16,783	16,490	15,000		1	100-403.00-316.33-000-00			20,000	-	-	1
2	1,100	1,100	1,100		2	100-403.00-316.34-000-00			1,100	-	-	2
3	23,893	12,581	-		3	100-403.00-319.91-051-00			-	-	-	3
4	1	-	-		4	100-403.00-320.00-000-00			-	-	-	4
5	50,260	38,051	53,000		5	100-403.00-351.00-000-00			53,000	-	-	5
6	92,036	68,222	69,100		6	TOTAL RESOURCES	10		74,100	-	-	6
7	10,873	14,979	13,403	0.10	7	100-403.00-490.00-120-00		0.10	14,495	-	-	7
8	110,765	121,425	131,216	1.60	8	100-403.00-490.00-130-00		2.90	117,499	-	-	8
9	526	544	1,000		9	100-403.00-490.00-150-00			1,000	-	-	9
10	36,354	40,420	40,962		10	100-403.00-490.00-210-00			75,516	-	-	10
11	9,241	10,174	11,140		11	100-403.00-490.00-220-00			16,252	-	-	11
12	20,505	25,819	29,323		12	100-403.00-490.00-230-00			44,201	-	-	12
13	6,231	8,090	8,737		13	100-403.00-490.00-231-00			13,617	-	-	13
14	7,605	-	-		14	100-403.00-490.00-232-00			-	-	-	14
15	(1,141)	-	(1,013)		15	100-403.00-490.00-233-00			(1,719)	-	-	15
16	65	79	101		16	100-403.00-490.00-260-00			158	-	-	16
17	31	33	29		17	100-403.00-490.00-261-00			54	-	-	17
18	-	273	582		18	100-403.00-490.00-262-00			908	-	-	18
19	305	269	74		19	100-403.00-490.00-270-00			114	-	-	19
20	201,362	222,106	235,554	1.70	20	TOTAL PERSONAL SERVICES	1	3.00	282,095	-	-	20
21	-	39	600		21	100-403.00-490.00-300-00			300	-	-	21
22	14,641	16,713	37,511		22	100-403.00-490.00-302-00			6,000	-	-	22
23	-	-	-		23	100-403.00-490.00-305-00			-	-	-	23
24	4,725	2,775	8,000		24	100-403.00-490.00-305-07			8,200	-	-	24
25	3,362	-	2,200		25	100-403.00-490.00-305-08			-	-	-	25
26	5,614	6,421	6,700		26	100-403.00-490.00-305-09			6,800	-	-	26
27	9,678	10,331	12,000		27	100-403.00-490.00-305-10			16,000	-	-	27
28	200	200	200		28	100-403.00-490.00-310-20			200	-	-	28
29	185	275	300		29	100-403.00-490.00-315-00			300	-	-	29
30	1,327	2,176	4,000		30	100-403.00-490.00-320-00			3,000	-	-	30
31	167	304	1,000		31	100-403.00-490.00-321-00			300	-	-	31
32	701	701	700		32	100-403.00-490.00-410-62			701	-	-	32
33	227	273	500		33	100-403.00-490.00-450-00			-	-	-	33
34	1,180	1,747	2,200		34	100-403.00-490.00-451-50			1,747	-	-	34
35	1,210	45	1,400		35	100-403.00-490.00-452-00			500	-	-	35
36	755	747	2,000		36	100-403.00-490.00-500-00			900	-	-	36
37	2,901	3,031	5,500		37	100-403.00-490.00-501-00			2,500	-	-	37

L I N E #	HISTORICAL DATA				L I N E #	RESOURCE/REQUIREMENT DESCRIPTION PROPOSED	FTE 2023/2024	FTE 2024/2025	Budget for next Year 2024-2025			0.75% L I N E #
	Actual		Adopted Budget This Year 06/30/24	2024/2025 Proposed by Budget Officer					2024/2025 Approved by Budget Committee	2024/2025 Adopted by Governing Body		
	Second Preceeding Year 06/30/22	First Preceeding Year 06/30/23										
1	-	-	-		1	100-403.00-490.00-505-00						1
2	3,677	2,256	5,000		2	100-403.00-490.00-510-00			2,000	-	-	2
3	-	526	2,700		3	100-403.00-490.00-515-00			1,956	-	-	3
4	35	70	-		4	100-403.00-490.00-530-00				-	-	4
5	165	-	350		5	100-403.00-490.00-531-00			250	-	-	5
6	19,128	26,459	30,522		6	100-403.00-490.00-600-00			50,544	-	-	6
7	23,006	27,158	28,323		7	100-403.00-490.00-600-01			30,596	-	-	7
8	9,052	8,320	6,672		8	100-403.00-490.00-600-03			2,000	-	-	8
9	101,937	110,566	158,378		9	<i>TOTAL MATERIALS & SERVICES</i>	2		134,794	-	-	9
10	-	9,112	9,247		10	100-403.00-490.00-820-60			14,411	-	-	15
11	-	9,112	9,247	0.00	11	<i>TOTAL TRANSFERS OUT</i>	5		14,411	-	-	11
12	303,299	341,785	403,179	1.70	12	TOTAL REQUIREMENTS	9	3.00	431,300	-	-	12
13	(211,263)	(273,563)	(334,079)		13	CONTRIBUTION TO/(FROM) FUND			(357,200)	-	-	13

L I N E #	HISTORICAL DATA				L I N E #	RESOURCE/REQUIREMENT DESCRIPTION PROPOSED	FTE 2023/2024	FTE 2024/2025	Budget for next Year 2024-2025			0.75% L I N E #
	Actual		Adopted Budget This Year 06/30/24	2024/2025 Proposed by Budget Officer					2024/2025 Approved by Budget Committee	2024/2025 Adopted by Governing Body		
	Second Preceding Year 06/30/22	First Preceding Year 06/30/23										
Tab 5					Tab 5	GENERAL FUND - County Clerk-Recording Dept					Tab 5	
1	5,472	2,985	3,887		1	100-404.00-316.21-001-00			3,358	-	-	1
2	115	41	50		2	100-404.00-316.25-000-00			40	-	-	2
3	452,788	253,395	358,000		3	100-404.00-316.26-000-00			285,000	-	-	3
4	5,729	3,377	3,887		4	100-404.00-316.26-001-00			3,358	-	-	4
5	18,686	9,538	10,740		5	100-404.00-316.27-000-00			9,089	-	-	5
6	37,565	37,620	28,750		6	100-404.00-316.28-000-00			32,500	-	-	6
7	450	525	300		7	100-404.00-316.28-010-00			250	-	-	7
8	485	433	598		8	100-404.00-316.60-000-00			50	-	-	8
9	-	-	-		9	100-404.00-320.00-000-00			-	-	-	9
8	-	32	-			100-404.00-373.00-100-00			-	-	-	8
9	9,052	8,496	6,672		9	100-404.00-373.00-100-03			7,000	-	-	9
10	530,341	316,441	412,884		10	TOTAL RESOURCES	10		340,645	-	-	10
11	87,650	98,292	104,681	1.00	11	100-404.00-490.00-110-00		1.00	114,097	-	-	11
12	59,907	77,604	91,417	2.00	12	100-404.00-490.00-130-00		1.96	99,275	-	-	12
13	25,340	10,120	9,126	0.22	13	100-404.00-490.00-140-00		0.26	9,477	-	-	13
14	112	174	500		14	100-404.00-490.00-150-00			500	-	-	14
15	56,605	52,059	48,970		15	100-404.00-490.00-210-00			54,735	-	-	15
16	13,077	14,115	15,738		16	100-404.00-490.00-220-00			17,086	-	-	16
17	21,356	26,433	36,722		17	100-404.00-490.00-230-00			40,201	-	-	17
18	7,994	9,894	12,343		18	100-404.00-490.00-231-00			12,832	-	-	18
19	9,692	-	-		19	100-404.00-490.00-232-00			-	-	-	19
20	(4,370)	-	(1,872)		20	100-404.00-490.00-233-00			(2,048)	-	-	20
21	96	113	144		21	100-404.00-490.00-260-00			156	-	-	21
22	66	63	70		22	100-404.00-490.00-261-00			64	-	-	22
23	-	383	823		23	100-404.00-490.00-262-00			893	-	-	23
24	436	369	103		24	100-404.00-490.00-270-00			114	-	-	24
25	277,961	289,621	318,765	3.22	25	TOTAL PERSONAL SERVICES	1	3.22	347,382	-	-	25
26	-	39	45		26	100-404.00-490.00-300-00			50	-	-	26
27	1,566	231	1,400		27	100-404.00-490.00-300-50			500	-	-	27
28	15,709	4,419	9,053		28	100-404.00-490.00-302-00			5,000	-	-	28
29	250	-	425		29	100-404.00-490.00-315-00			300	-	-	29
30	517	1,509	4,300		30	100-404.00-490.00-320-00			1,000	-	-	30
31	207	288	500		31	100-404.00-490.00-321-00			100	-	-	31
32	1,685	1,299	1,265		32	100-404.00-490.00-410-62			1,685	-	-	32
33	867	499	618		33	100-404.00-490.00-450-00			500	-	-	33
34	23,462	22,403	24,000		34	100-404.00-490.00-451-50			22,403	-	-	34
35	1,140	1,682	5,000		35	100-404.00-490.00-500-00			3,000	-	-	35
36	40	4,696	4,875		36	100-404.00-490.00-501-00			3,500	-	-	36
37	245	-	700		37	100-404.00-490.00-505-00			900	-	-	37
38	103	694	-		38	100-404.00-490.00-510-00			-	-	-	38
39	3,387	1,436	5,000		39	100-404.00-490.00-515-00			-	-	-	39
40	37	52	154		40	100-404.00-490.00-530-00			100	-	-	40

L I N E #	HISTORICAL DATA				L I N E #	RESOURCE/REQUIREMENT DESCRIPTION PROPOSED	FTE 2023/2024	FTE 2024/2025	Budget for next Year 2024-2025			0.75% L I N E #
	Actual		Adopted Budget This Year 06/30/24	2024/2025 Proposed by Budget Officer					2024/2025 Approved by Budget Committee	2024/2025 Adopted by Governing Body		
	Second Preceeding Year 06/30/22	First Preceeding Year 06/30/23										
1	925	-	1,100		1	100-404.00-490.00-531-00			677	-	-	1
2	-	-	3,000		2	100-404.00-490.00-532-00			-	-	-	2
3	70	-	-		3	100-404.00-490.00-586-00			-	-	-	3
4	27,448	32,588	36,568		4	100-404.00-490.00-600-00			45,611	-	-	4
5	44,754	53,168	55,098		5	100-404.00-490.00-600-01			59,525	-	-	5
6	122,412	125,002	153,101		6	<i>TOTAL MATERIALS & SERVICES</i>	2		144,851	-	-	6
7	-	11,089	13,063		7	100-404.00-490.00-820-60			13,581	-	-	9
8	-	11,089	13,063	0.00	8	<i>TOTAL TRANSFERS OUT</i>	5		13,581	-	-	8
9	400,373	425,712	484,929	3.22	9	TOTAL REQUIREMENTS	9	3.22	505,814	-	-	9
10	129,968	(109,271)	(72,045)		10	<i>CONTRIBUTION TO/(FROM) FUND</i>			(165,169)	-	-	10
Tab 5					Tab 5	GENERAL FUND - Elections						Tab 5
12	450	740	450		12	100-405.00-318.71-000-00			700	-	-	12
13	400	3,900	800		13	100-405.00-318.71-010-00			2,200	-	-	13
14	6,143	6,117	-		14	100-405.00-320.20-000-00			8,000	-	-	14
15	-	44,922	850		15	100-405.00-320.21-000-00			50,000	-	-	15
16	6,993	55,679	2,100		16	TOTAL RESOURCES	10		60,900	-	-	16
17	-	-	-	0.00	17	100-405.00-490.00-120-00		0.00	-	-	-	17
18	68,443	77,868	78,901	0.85	18	100-405.00-490.00-130-00		0.04	82,842	-	-	18
19	263	2,534	2,091	0.00	19	100-405.00-490.00-140-00		0.85	2,255	-	-	19
20	1,060	3,019	2,000		20	100-405.00-490.00-150-00			2,000	-	-	20
21	2,005	2,024	2,260		21	100-405.00-490.00-210-00			2,493	-	-	21
22	5,314	6,339	6,349		22	100-405.00-490.00-220-00			6,663	-	-	22
23	11,062	13,380	14,814		23	100-405.00-490.00-230-00			15,547	-	-	23
24	4,121	4,927	4,979		24	100-405.00-490.00-231-00			5,226	-	-	24
25	5,000	-	-		25	100-405.00-490.00-232-00			-	-	-	25
26	(2,255)	-	(755)		26	100-405.00-490.00-233-00			(793)	-	-	26
27	37	73	58		27	100-405.00-490.00-260-00			61	-	-	27
28	16	18	19		28	100-405.00-490.00-261-00			17	-	-	28
29	-	154	332		29	100-405.00-490.00-262-00			348	-	-	29
30	174	165	41		30	100-405.00-490.00-270-00			44	-	-	30
31	95,239	110,501	111,089	0.85	31	<i>TOTAL PERSONAL SERVICES</i>	1	0.89	116,703	-	-	31
32	-	228	-		32	100-405.00-490.00-300-00			500	-	-	32
33	6,528	22,428	6,900		33	100-405.00-490.00-302-00			21,394	-	-	33
34	100	200	250		34	100-405.00-490.00-315-00			150	-	-	34
35	533	464	1,250		35	100-405.00-490.00-320-00			500	-	-	35
36	453	1,145	900		36	100-405.00-490.00-321-00			250	-	-	36
37	900	835	1,200		37	100-405.00-490.00-410-50			650	-	-	37
38	-	386	422		38	100-405.00-490.00-410-62			450	-	-	38
39	-	141	206		39	100-405.00-490.00-450-00			100	-	-	39
40	15,726	15,106	16,500		40	100-405.00-490.00-450-50			15,106	-	-	40

L I N E #	HISTORICAL DATA				L I N E #	RESOURCE/REQUIREMENT DESCRIPTION PROPOSED	FTE 2023/2024	FTE 2024/2025	Budget for next Year 2024-2025			0.75% L I N E #
	Actual		Adopted Budget This Year 06/30/24	2024/2025 Proposed by Budget Officer					2024/2025 Approved by Budget Committee	2024/2025 Adopted by Governing Body		
	Second Preceeding Year 06/30/22	First Preceeding Year 06/30/23										
1	-	390	400		1	100-405.00-490.00-452-00						1
2	977	1,560	6,000		2	100-405.00-490.00-500-00			2,500	-	-	2
3	-	6,133	-		3	100-405.00-490.00-501-00			2,500	-	-	3
4	52,171	86,757	57,500		4	100-405.00-490.00-505-00			70,000	-	-	4
5	432	2,714	600		5	100-405.00-490.00-510-00			2,000	-	-	5
6	742	940	1,000		6	100-405.00-490.00-530-00			750	-	-	6
7	13,002	19,365	19,162		7	100-405.00-490.00-600-00			29,601	-	-	7
8	17,757	21,095	21,860		8	100-405.00-490.00-600-01			23,605	-	-	8
9	109,319	179,886	134,150		9	<i>TOTAL MAT'LS & SERVICES</i>	2		170,056	-	-	9
10	-	5,556	5,270		10	100-405.00-490.00-820-60			5,531	-	-	10
11	-	5,556	5,270	0.00	11	<i>TOTAL TRANSFERS OUT</i>	5		5,531	-	-	11
12	204,558	295,943	250,509	0.85	12	TOTAL REQUIREMENTS	9	0.89	292,290	-	-	12
13	(197,565)	(240,264)	(248,409)		13	CONTRIBUTUION TO/(FROM) FUND			(231,390)	-	-	13

L I N E #	HISTORICAL DATA				L I N E #	RESOURCE/REQUIREMENT DESCRIPTION PROPOSED	FTE 2023/2024	FTE 2024/2025	Budget for next Year 2024-2025			0.75% L I N E #	
	Actual		Adopted Budget This Year 06/30/24	2024/2025 Proposed by Budget Officer					2024/2025 Approved by Budget Committee	2024/2025 Adopted by Governing Body			
	Second Preceeding Year 06/30/22	First Preceeding Year 06/30/23											
Tab 6					Tab 6	GENERAL FUND - Sheriff Office-Patrol/Civil/Criminal					Tab 6		
1	-	-	10,000		1	100-406.00-318.50-000-00					-	-	1
2	28,267	31,936	28,000		2	100-406.00-318.51-000-00			35,000		-	-	2
3	218,200	213,101	225,000		3	100-406.00-318.52-000-00			225,000		-	-	3
4	3,620	-	5,000		4	100-406.00-318.53-000-00			5,000		-	-	4
5	170	-	5,000		5	100-406.00-318.54-000-00			5,000		-	-	5
6	-	-	-		6	100-406.00-318.64-000-00			6,000		-	-	6
7	125,000	125,000	125,000		7	100-406.00-319.93-000-00			125,000		-	-	7
8	6,240	4,775	2,500		8	100-406.00-320.00-000-00					-	-	8
9	27,357	21,730	10,000		9	100-406.00-320.01-000-00			30,000		-	-	9
10	30	-	-		10	100-406.00-323.50-000-00					-	-	10
11	3,019	32	-		11	100-406.00-323.60-000-00					-	-	11
12	4,424	10	-		12	100-406.00-324.00-000-00					-	-	12
13	25	1,005	500		13	100-406.00-329.00-000-00					-	-	13
14	10,489	9,016	7,500		14	100-406.00-341.10-050-00			15,000		-	-	14
15	-	-	5,000		15	100-406.00-355.71-000-00					-	-	15
16	462	594	-		16	100-406.00-362.12-000-00			300		-	-	16
17	3,058	3,183	-		17	100-406.00-366.00-000-00			800		-	-	17
18	-	3,531	-		18	100-406.00-366.01-000-00			4,000		-	-	18
19	-	-	65,000		19	100-406.00-375.00-208-01			65,000		-	-	19
20	-	-	-		20	100-406.00-375.00-406-09			5,000		-	-	20
21	430,362	413,913	488,500		21	TOTAL RESOURCES	10		521,100		-	-	21
22	-	-	45,216	0.30	22	100-406.00-490.00-110-00		0.50	74,673		-	-	22
23	-	-	109,820	0.80	23	100-406.00-490.00-120-00		0.90	133,575		-	-	23
24	-	-	832,399	10.30	24	100-406.00-490.00-130-00		11.30	1,013,089		-	-	24
25	-	-	110,166	1.50	25	100-406.00-490.00-140-00		1.50	113,604		-	-	25
26	-	-	140,000		26	100-406.00-490.00-150-00			140,000		-	-	26
27	-	-	256,530		27	100-406.00-490.00-210-00			296,369		-	-	27
28	-	-	94,676		28	100-406.00-490.00-220-00			112,833		-	-	28
29	-	-	281,285		29	100-406.00-490.00-230-00			338,497		-	-	29
30	-	-	72,716		30	100-406.00-490.00-231-00			86,956		-	-	30
31	-	-	-		31	100-406.00-490.00-232-00			-		-	-	31
32	-	-	(12,946)		32	100-406.00-490.00-233-00			(15,545)		-	-	32
33	-	-	19,919		33	100-406.00-490.00-260-00			24,157		-	-	33
34	-	-	297		34	100-406.00-490.00-261-00			294		-	-	34
35	-	-	4,922		35	100-406.00-490.00-262-00			5,869		-	-	35
36	-	-	617		36	100-406.00-490.00-270-00			738		-	-	36
37	-	-	1,955,617	12.90	37	TOTAL PERSONAL SERVICES	1	14.20	2,325,109		-	-	37
38	2,460	-	-		38	100-406.00-490.00-300-00					-	-	38
39	8,260	20,968	10,000		39	100-406.00-490.00-301-00			5,000		-	-	39
40	-	2,210	10,000		40	100-406.00-490.00-305-15			2,500		-	-	40

L I N E #	HISTORICAL DATA				L I N E #	RESOURCE/REQUIREMENT DESCRIPTION PROPOSED	FTE 2023/2024	FTE 2024/2025	Budget for next Year 2024-2025			0.75% L I N E #
	Actual		Adopted Budget This Year 06/30/24	2024/2025 Proposed by Budget Officer					2024/2025 Approved by Budget Committee	2024/2025 Adopted by Governing Body		
	Second Preceding Year 06/30/22	First Preceding Year 06/30/23										
1	1,098	560	-	500	1	100-406.00-490.00-305-17						1
2	2,954	5,228	5,000	7,500	2	100-406.00-490.00-305-28						2
3	13,785	14,730	15,000	15,000	3	100-406.00-490.00-305-34						3
4	150	1,123	1,500	1,500	4	100-406.00-490.00-305-35						4
5	9,897	-	17,500	18,375	5	100-406.00-490.00-305-36						5
6	1,864	9,362	15,000	10,000	6	100-406.00-490.00-305-38						6
7	62,556	63,010	81,000	105,000	7	100-406.00-490.00-310-00						7
8	2,192	2,074	3,000	2,700	8	100-406.00-490.00-315-00						8
9	42,843	41,711	40,000	20,000	9	100-406.00-490.00-320-00						9
10	36	776	2,000	600	10	100-406.00-490.00-322-00						10
11	5,776	5,776	5,800	6,215	11	100-406.00-490.00-410-62						11
12	7,913	5,789	8,500	5,000	12	100-406.00-490.00-411-00						12
13	17,613	17,552	17,000	16,500	13	100-406.00-490.00-412-00						13
14	1,000	636	2,500	1,500	14	100-406.00-490.00-419-00						14
15	4,173	2,893	4,500	1,500	15	100-406.00-490.00-450-00						15
16	3,206	-	-	1,500	16	100-406.00-490.00-451-50						16
17	3,695	4,756	30,000	5,000	17	100-406.00-490.00-451-51						17
18	-	18	-	-	18	100-406.00-490.00-455-00						-
19	20,077	16,181	17,000	7,000	19	100-406.00-490.00-500-00						19
20	290	1,011	1,200	500	20	100-406.00-490.00-500-10						20
21	13,401	7,763	12,000	7,000	21	100-406.00-490.00-501-00						21
22	41,344	49,756	65,000	50,000	22	100-406.00-490.00-505-00						22
23	9,839	446	12,500	2,000	23	100-406.00-490.00-505-21						23
24	8,718	7,477	8,000	6,500	24	100-406.00-490.00-505-50						24
25	23	44	650	200	25	100-406.00-490.00-505-51						25
26	6,103	10,715	15,000	6,000	26	100-406.00-490.00-510-00						26
27	1,100	6,116	-	-	27	100-406.00-490.00-515-00						27
28	37	-	500	-	28	100-406.00-490.00-530-00						28
29	770	-	-	-	29	100-406.00-490.00-531-00						29
30	51,847	57,808	67,500	67,500	30	100-406.00-490.00-550-00						30
31	42,020	45,876	40,000	25,000	31	100-406.00-490.00-551-00						31
32	54,744	162,144	128,000	122,000	32	100-406.00-490.00-552-00						32
33	-	-	-	499	33	100-406.00-490.00-585-00						33
34	110	234	-	-	34	100-406.00-490.00-586-00						34
35	154,632	195,006	225,081	331,092	35	100-406.00-490.00-600-00						35
36	23,559	28,823	29,572	31,858	36	100-406.00-490.00-600-01						36
38	620,085	788,571	890,303	883,039	38	<i>TOTAL MATERIALS & SERVICES</i>	2					38

L I N E #	HISTORICAL DATA				L I N E #	RESOURCE/REQUIREMENT DESCRIPTION PROPOSED	FTE 2023/2024	FTE 2024/2025	Budget for next Year 2024-2025			0.75% L I N E #
	Actual		Adopted Budget This Year 06/30/24	2024/2025 Proposed by Budget Officer					2024/2025 Approved by Budget Committee	2024/2025 Adopted by Governing Body		
	Second Preceding Year 06/30/22	First Preceding Year 06/30/23										
1	-	117,098	-	-	1	100-406.00-490.00-710-00			-	-	-	1
2	-	-	-	-	2	100-406.00-490.00-720-00			-	-	-	2
3	-	-	-	-	3	100-406.00-490.00-730-00			-	-	-	3
4	-	-	-	-	4	100-406.00-490.00-750-00			-	-	-	4
5	-	117,098	-	-	5	TOTAL CAPITAL OUTLAY	3		-	-	-	5
37	-	-	-	-	37	100-406.00-490.00-854-00			-	-	-	37
6	-	-	76,958	-	6	100-406.00-490.00-820-60			92,029	-	-	6
7	-	-	76,958	0.00	7	TOTAL TRANSFERS OUT	5		92,029	-	-	7
8	620,085	905,668	2,922,878	12.90	8	TOTAL REQUIREMENTS	9	14.20	3,300,177	-	-	8
9	(189,723)	(491,755)	(2,434,378)		9	CONTRIBUTION TO/(FROM) FUND			(2,779,077)	-	-	9
Tab 6												
GENERAL FUND - Sheriff Office-Marine Patrol												
12	-	-	-	-	12	100-406.02-320.00-000-00			-	-	-	12
13	-	-	-	-	13	100-406.02-323.60-000-00			-	-	-	13
14	198,938	188,297	215,677	-	14	100-406.02-355.50-000-00			215,677	-	-	14
15	198,938	188,297	215,677		15	TOTAL RESOURCES	10		215,677	-	-	15
16	11,561	12,699	13,727	0.10	16	100-406.02-490.00-120-00		0.10	14,842	-	-	16
17	105,517	109,829	130,514	1.40	17	100-406.02-490.00-130-00		1.40	124,945	-	-	17
18	-	839	-	-	18	100-406.02-490.00-140-00			-	-	-	18
19	12,184	12,969	25,000	-	19	100-406.02-490.00-150-00			25,000	-	-	19
20	31,647	28,532	31,991	-	20	100-406.02-490.00-210-00			42,613	-	-	20
21	9,685	10,299	12,947	-	21	100-406.02-490.00-220-00			12,606	-	-	21
22	28,211	29,500	40,615	-	22	100-406.02-490.00-230-00			39,885	-	-	22
23	7,727	7,918	10,154	-	23	100-406.02-490.00-231-00			9,887	-	-	23
24	9,331	-	-	-	24	100-406.02-490.00-232-00			-	-	-	24
25	(3,131)	-	(1,887)	-	25	100-406.02-490.00-233-00			(1,833)	-	-	25
26	1,795	1,925	3,211	-	26	100-406.02-490.00-260-00			3,126	-	-	26
27	28	27	34	-	27	100-406.02-490.00-261-00			31	-	-	27
28	-	283	677	-	28	100-406.02-490.00-262-00			659	-	-	28
29	323	264	85	-	29	100-406.02-490.00-270-00			82	-	-	29
30	214,879	215,085	267,068	1.50	30	TOTAL PERSONAL SERVICES	1	1.50	271,843	-	-	30
31	-	-	-	-	31	100-406.02-490.00-305-35			-	-	-	31
32	2,419	-	3,000	-	32	100-406.02-490.00-305-36			3,000	-	-	32
33	861	717	840	-	33	100-406.02-490.00-305-43			900	-	-	33
34	7,715	7,629	9,523	-	34	100-406.02-490.00-310-00			12,000	-	-	34
35	-	-	2,500	-	35	100-406.02-490.00-320-00			2,000	-	-	35
36	591	1,028	1,350	-	36	100-406.02-490.00-411-00			1,000	-	-	36
37	1,373	1,321	1,900	-	37	100-406.02-490.00-411-10			1,500	-	-	37
38	2,212	2,423	2,500	-	38	100-406.02-490.00-412-00			2,000	-	-	38
39	910	1,032	900	-	39	100-406.02-490.00-413-10			900	-	-	39
40	-	-	-	-	40	100-406.02-490.00-416-00			-	-	-	40

L I N E #	HISTORICAL DATA				L I N E #	RESOURCE/REQUIREMENT DESCRIPTION PROPOSED	FTE	FTE	Budget for next Year 2024-2025			0.75% L I N E #
	Actual		Adopted Budget This Year 06/30/24	FTE 2023/2024					2024/2025 Proposed by Budget Officer	2024/2025 Approved by Budget Committee	2024/2025 Adopted by Governing Body	
	Second Preceeding Year 06/30/22	First Preceeding Year 06/30/23										
1	-	-	-	1	100-406.02-490.00-451-50	Maint-Software			-	-	-	1
2	-	122	2,000	2	100-406.02-490.00-452-00	Repairs & Maint-Equipment			1,000	-	-	2
3	109	31	24,000	3	100-406.02-490.00-455-10	Rep&Maint-Bldg Boat House			2,500	-	-	3
4	171	49	2,000	4	100-406.02-490.00-505-00	Professional Supplies			2,500	-	-	4
5	444	174	800	5	100-406.02-490.00-505-50	Uniforms			1,500	-	-	5
6	7,751	6,375	10,000	6	100-406.02-490.00-550-00	Vehicle-Fuel			7,500	-	-	6
7	7,405	8,933	15,000	7	100-406.02-490.00-550-10	Boat-Fuel			15,000	-	-	7
8	4,438	6,167	4,500	8	100-406.02-490.00-551-00	Vehicle-Repairs & Maint			3,500	-	-	8
9	7,070	10,161	12,500	9	100-406.02-490.00-551-10	Boat-Repairs & Maint			10,000	-	-	9
10	18,506	24,005	30,318	10	100-406.02-490.00-600-00	IGS-Admin Allocation			41,332	-	-	10
11	272	337	350	11	100-406.02-490.00-600-01	IGS-Admin-General Services			385	-	-	11
12	62,248	70,501	123,981	12	<i>TOTAL MATERIALS & SERVICES</i>		2		108,517	-	-	12
13	-	-	-	13	100-406.02-490.00-730-00	Capital Outlay-Vehicles			-	-	-	13
14	-	-	-	14	<i>TOTAL CAPITAL OUTLAY</i>		3		-	-	-	14
15	-	8,992	10,747	15	100-406.02-490.00-820-60	Trans Out-F100 PERS Dbt Svc			10,464	-	-	15
16	-	8,992	10,747	0.00	16	<i>TOTAL TRANSFERS OUT</i>		5	10,464	-	-	16
17	277,127	294,578	401,796	1.50	17	TOTAL REQUIREMENTS		9	390,824	-	-	8
18	(78,188)	(106,281)	(186,119)		18	<i>CONTRIBUTION TO/(FROM) FUND</i>			(175,147)	-	-	9
Tab 6					Tab 6	<i>GENERAL FUND - Sheriff - K-9 Program</i>						Tab 6
20	275	-	-	20	100-406.03-320.01-000-00	Misc Reimb-Insurance			-	-	-	20
21	-	-	-	21	100-406.03-329.00-000-00	Donations			500	-	-	21
22	275	-	-	22	TOTAL RESOURCES		10		500	-	-	22
23	-	-	92,932	1.00	23	100-406.03-490.00-130-00	Sal-Regular	1.00	99,363	-	-	23
24	-	-	7,350		24	100-406.03-490.00-150-00	Sal-Overtime		7,350	-	-	24
25	-	-	24,498		25	100-406.03-490.00-210-00	Ben-Insur Benefits		29,510	-	-	25
26	-	-	7,672		26	100-406.03-490.00-220-00	Ben-FICA Tax		8,164	-	-	26
27	-	-	22,352		27	100-406.03-490.00-230-00	Ben-PERS ER		23,808	-	-	27
28	-	-	6,017		28	100-406.03-490.00-231-00	Ben-PERS EE 6%		6,403	-	-	28
29	-	-	-		29	100-406.03-490.00-232-00	Ben-PERS Bond		-	-	-	29
30	-	-	(1,117)		30	100-406.03-490.00-233-00	Ben-PERS 822		(1,190)	-	-	30
31	-	-	1,902		31	100-406.03-490.00-260-00	Ben-W/ Comp		2,024	-	-	31
32	-	-	23		32	100-406.03-490.00-261-00	Ben-WBF		21	-	-	32
33	-	-	401		33	100-406.03-490.00-262-00	Ben-PLO		427	-	-	33
34	-	-	50		34	100-406.03-490.00-270-00	Ben-Unemploy Insurance		53	-	-	34
35	-	-	162,080	1.00	35	<i>TOTAL PERSONAL SERVICES</i>		1	175,933	-	-	35
36	94	-	200		36	100-406.03-490.00-310-00	Prop/Liab Insurance		4,500	-	-	36
37	25	-	-		37	100-406.03-490.00-315-00	Membership Dues		-	-	-	37
38	793	402	2,500		38	100-406.03-490.00-320-00	Conferences & Training		500	-	-	38
39	10,403	4,624	10,000		39	100-406.03-490.00-505-00	Professional Supplies		3,500	-	-	39
40	428	822	1,000		40	100-406.03-490.00-505-50	Uniforms		500	-	-	40

L I N E #	HISTORICAL DATA				L I N E #	RESOURCE/REQUIREMENT DESCRIPTION PROPOSED	FTE 2023/2024	FTE 2024/2025	Budget for next Year 2024-2025			0.75% L I N E #
	Actual		Adopted Budget This Year 06/30/24	2024/2025 Proposed by Budget Officer					2024/2025 Approved by Budget Committee	2024/2025 Adopted by Governing Body		
	Second Preceding Year 06/30/22	First Preceding Year 06/30/23										
1	7,031	8,478	12,500		1	100-406.03-490.00-550-00			7,000	-	-	1
2	8,713	3,152	5,500		2	100-406.03-490.00-551-00			5,000	-	-	2
3	8,587	12,626	16,338		3	100-406.03-490.00-600-00			25,807	-	-	3
4	272	337	350		4	100-406.03-490.00-600-01			385	-	-	4
5	36,345	30,442	48,388		5	TOTAL MATERIALS & SERVICES	2		47,192	-	-	5
6	-	-	-		6	100-406.03-490.00-730-00						6
7	-	-	-	0.00	7	TOTAL CAPITAL OUTLAY	3		-	-	-	7
8	-	-	6,368		8	100-406.03-490.00-820-60			6,776	-	-	8
9	-	-	6,368	0.00	9	TOTAL TRANSFERS OUT	5		6,776	-	-	9
10	36,345	30,442	216,836	1.00	10	TOTAL REQUIREMENTS	9	1.00	229,901	-	-	38
11	(36,070)	(30,442)	(216,836)		11	CONTRIBUTION TO/(FROM) FUND			(229,401)	-	-	39
Tab 6	Tab 6 GENERAL FUND - Sheriff-City of Clatskanie Tab 6											
13	460,314	455,526	542,458		13	100-406.04-319.94-000-00			569,809	-	-	13
14	460,314	455,526	542,458		14	TOTAL RESOURCES	10		569,809	-	-	14
15	170,119	196,560	255,316	3.10	15	100-406.04-490.00-130-00		3.40	295,996	-	-	15
16	39,856	36,819	15,000		16	100-406.04-490.00-150-00			15,000	-	-	16
17	43,480	49,005	47,008		17	100-406.04-490.00-210-00			34,632	-	-	17
18	16,202	17,539	20,679		18	100-406.04-490.00-220-00			23,791	-	-	18
19	42,623	46,992	60,481		19	100-406.04-490.00-230-00			69,691	-	-	19
20	12,542	13,828	16,219		20	100-406.04-490.00-231-00			18,660	-	-	20
21	14,988	-	-		21	100-406.04-490.00-232-00			-	-	-	21
22	(6,292)	-	(3,022)		22	100-406.04-490.00-233-00			(3,481)	-	-	22
23	2,902	3,314	5,128		23	100-406.04-490.00-260-00			5,900	-	-	23
24	53	57	71		24	100-406.04-490.00-261-00			70	-	-	24
25	-	447	1,081		25	100-406.04-490.00-262-00			1,244	-	-	25
26	534	468	136		26	100-406.04-490.00-270-00			154	-	-	26
27	337,007	365,029	418,097	3.10	27	TOTAL PERSONAL SERVICES	1	3.40	461,657	-	-	27
28	305	325	1,000		28	100-406.04-490.00-301-00			500	-	-	28
29	2,419	-	2,000		29	100-406.04-490.00-305-34			7,000	-	-	29
30	-	-	1,500		30	100-406.04-490.00-305-36			500	-	-	30
31	10,478	9,794	13,135		31	100-406.04-490.00-310-00			15,000	-	-	31
32	455	439	700		32	100-406.04-490.00-410-62			500	-	-	32
33	3,227	3,402	3,000		33	100-406.04-490.00-411-00			3,500	-	-	33
34	2,338	2,240	250		34	100-406.04-490.00-412-00			2,500	-	-	34
35	1,042	981	1,250		35	100-406.04-490.00-413-00			900	-	-	35
36	969	1,026	1,200		36	100-406.04-490.00-414-00			1,200	-	-	36
37	85	41	100		37	100-406.04-490.00-450-00			100	-	-	37
38	-	56	500		38	100-406.04-490.00-452-00			-	-	-	38
39	17	11	1,000		39	100-406.04-490.00-455-00			-	-	-	39
40	1,075	391	2,000		40	100-406.04-490.00-500-00			500	-	-	40

L I N E #	HISTORICAL DATA				L I N E #	RESOURCE/REQUIREMENT DESCRIPTION PROPOSED	FTE 2023/2024	FTE 2024/2025	Budget for next Year 2024-2025			0.75% L I N E #
	Actual		Adopted Budget This Year 06/30/24	2024/2025 Proposed by Budget Officer					2024/2025 Approved by Budget Committee	2024/2025 Adopted by Governing Body		
	Second Preceding Year 06/30/22	First Preceding Year 06/30/23										
1	722	1,290	1,500		1	100-406.04-490.00-505-00			1,200	-	-	1
2	-	-	500		2	100-406.04-490.00-505-20			-	-	-	2
3	158	-	1,000		3	100-406.04-490.00-505-50			501	-	-	3
4	-	-	515		4	100-406.04-490.00-505-51			-	-	-	4
5	-	-	650		5	100-406.04-490.00-515-00			-	-	-	5
6	11,145	8,566	15,000		6	100-406.04-490.00-550-00			14,000	-	-	6
7	8,386	5,818	7,000		7	100-406.04-490.00-551-00			1,000	-	-	7
8	-	-	5,000		8	100-406.04-490.00-600-06			-	-	-	8
9	26,508	33,549	40,474		9	100-406.04-490.00-600-00			62,556	-	-	9
10	272	337	350		10	100-406.04-490.00-600-01			385	-	-	10
11	69,603	68,266	99,624		11	TOTAL MATERIALS & SERVICES	2		111,842	-	-	11
12	-	-	-		12	100-406.04-490.00-720-00			-	-	-	12
13	-	-	-	0.00	13	TOTAL CAPITAL OUTLAY	3		-	-	-	13
14	-	-	-		14	100-406.04-490.00-820-07			5,000	-	-	14
15	-	15,572	17,165		15	100-406.04-490.00-820-60			19,747	-	-	15
16	-	15,572	17,165	0.00	16	TOTAL TRANSFERS OUT	5		24,747	-	-	16
17	406,610	448,867	534,886	3.10	17	TOTAL REQUIREMENTS	9	3.40	598,246	-	-	17
18	53,704	6,659	7,572		18	CONTRIBUTION TO/(FROM) FUND			(28,437)	-	-	18
Tab 6					Tab 6	GENERAL FUND - Sheriff-Nehalem Valley						Tab 6
20	45,000	18,750	-		20	100-406.05-319.98-000-00			-	-	-	20
21	-	65,000	-		21	100-406.05-375.00-208-01			-	-	-	21
22	45,000	83,750	-		22	TOTAL RESOURCES			-	-	-	22
23	29,838	82,361	-	1.50	23	100-406.05-490.00-130-00		0.00	-	-	-	23
24	8,130	29,032	-		24	100-406.05-490.00-150-00			-	-	-	24
25	7,737	19,666	-		25	100-406.05-490.00-210-00			-	-	-	25
26	2,665	7,645	-		26	100-406.05-490.00-220-00			-	-	-	26
27	7,774	22,650	-		27	100-406.05-490.00-230-00			-	-	-	27
28	2,288	6,665	-		28	100-406.05-490.00-231-00			-	-	-	28
29	2,845	7,611	-		29	100-406.05-490.00-232-00			-	-	-	29
30	(1,148)	-	-		30	100-406.05-490.00-233-00			-	-	-	30
31	530	1,615	-		31	100-406.05-490.00-260-00			-	-	-	31
32	12	27	-		32	100-406.05-490.00-261-00			-	-	-	32
33	-	244	-		33	100-406.05-490.00-262-00			-	-	-	33
34	95	209	-		34	100-406.05-490.00-270-00			-	-	-	34
35	60,767	177,725	-	1.50	35	TOTAL PERSONAL SERVICES			-	-	-	35
36	-	-	-		36	100-406.05-490.00-505-00			-	-	-	36
37	-	13,999	-		37	100-406.05-490.00-600-00			-	-	-	37
38	-	-	-		38	100-406.05-490.00-600-01			-	-	-	38
39	-	13,999	-		39	TOTAL MATERIALS & SERVICES			-	-	-	39
40	60,767	191,724	-	1.50	40	TOTAL REQUIREMENTS			-	-	-	40
41	(15,767)	(107,974)	-		41	CONTRIBUTION TO/(FROM) FUND			-	-	-	41

L I N E #	HISTORICAL DATA				L I N E #	RESOURCE/REQUIREMENT DESCRIPTION PROPOSED	FTE	FTE	Budget for next Year 2024-2025			0.75% L I N E #
	Actual		Adopted Budget This Year 06/30/24	FTE 2023/2024					2024/2025 Proposed by Budget Officer	2024/2025 Approved by Budget Committee	2024/2025 Adopted by Governing Body	
	Second Preceeding Year 06/30/22	First Preceeding Year 06/30/23										
Tab 6					Tab 6	GENERAL FUND - Sheriff-Animal Control					Tab 6	
1	104,191	101,809	125,000		1	100-406.09-318.55-000-00			115,000	-	-	1
2	1,515	1,110	1,500		2	100-406.09-318.55-001-00			2,000	-	-	2
3	16,040	12,930	15,000		3	100-406.09-318.55-002-00			15,000	-	-	3
4	75	1,755	1,500		4	100-406.09-318.55-003-00			4,000	-	-	4
5	-	230	-		5	100-406.09-318.55-004-00			-	-	-	5
6	2,325	5,230	4,000		6	100-406.09-318.55-005-00			7,500	-	-	6
7	1,707	3,313	2,750		7	100-406.09-318.65-000-00			2,500	-	-	7
8	274	2,268	-		8	100-406.09-320.00-000-00			-	-	-	8
9	3,440	3,077	-		9	100-406.09-329.00-000-00			-	-	-	9
10	4,226	8,778	8,000		10	100-406.09-375.00-100-14			8,000	-	-	10
11	133,792	140,500	157,750		11	TOTAL RESOURCES	10		154,000	-	-	11
12	-	-	129,917	2.00	12	100-406.09-490.00-130-00		2.00	139,080	-	-	12
13	-	-	-	0.00	13	100-406.09-490.00-140-00		0.00	-	-	-	13
14	-	-	7,500		14	100-406.09-490.00-150-00			7,501	-	-	14
15	-	-	45,092		15	100-406.09-490.00-210-00			54,467	-	-	15
16	-	-	10,512		16	100-406.09-490.00-220-00			11,213	-	-	16
17	-	-	24,529		17	100-406.09-490.00-230-00			26,165	-	-	17
18	-	-	8,245		18	100-406.09-490.00-231-00			8,795	-	-	18
19	-	-	-		19	100-406.09-490.00-232-00			-	-	-	19
20	-	-	(1,250)		20	100-406.09-490.00-233-00			(1,334)	-	-	20
21	-	-	1,010		21	100-406.09-490.00-260-00			1,077	-	-	21
22	-	-	46		22	100-406.09-490.00-261-00			42	-	-	22
23	-	-	550		23	100-406.09-490.00-262-00			586	-	-	23
24	-	-	68		24	100-406.09-490.00-270-00			73	-	-	24
25	-	-	226,219	2.00	25	TOTAL PERSONAL SERVICES	1	2.00	247,665	-	-	25
26	-	-	500		26	100-406.09-490.00-302-00			-	-	-	26
27	-	190	-		27	100-406.09-490.00-305-28			-	-	-	27
28	-	-	1,000		28	100-406.09-490.00-305-36			-	-	-	28
29	1,344	1,356	1,684		29	100-406.09-490.00-310-00			7,500	-	-	29
30	75	519	800		30	100-406.09-490.00-315-00			550	-	-	30
31	1,022	1,720	2,500		31	100-406.09-490.00-320-00			1,500	-	-	31
32	1,132	1,718	1,600		32	100-406.09-490.00-412-00			1,500	-	-	32
33	791	1,199	1,300		33	100-406.09-490.00-413-00			-	-	-	33
34	581	1,454	1,300		34	100-406.09-490.00-414-00			-	-	-	34
35	673	1,365	1,000		35	100-406.09-490.00-415-00			-	-	-	35
36	684	1,021	700		36	100-406.09-490.00-416-00			-	-	-	36
37	-	210	-		37	100-406.09-490.00-451-50			500	-	-	37
38	15,805	5,594	10,000		38	100-406.09-490.00-455-00			3,500	-	-	38
39	-	157	3,250		39	100-406.09-490.00-500-00			150	-	-	39
40	-	3,866	-		40	100-406.09-490.00-501-00			3,500	-	-	40
41	2,699	6,754	10,000		41	100-406.09-490.00-505-00			8,000	-	-	41

L I N E #	HISTORICAL DATA				L I N E #	RESOURCE/REQUIREMENT DESCRIPTION PROPOSED	FTE	FTE	Budget for next Year 2024-2025			0.75% L I N E #
	Actual		Adopted Budget This Year 06/30/24	FTE 2023/2024					2024/2025 Proposed by Budget Officer	2024/2025 Approved by Budget Committee	2024/2025 Adopted by Governing Body	
	Second Preceeding Year 06/30/22	First Preceeding Year 06/30/23										
1	86	564	800		1	100-406.09-490.00-505-50			500	-	-	1
2	318	-	500		2	100-406.09-490.00-510-00			-	-	-	2
3	-	794	-		3	100-406.09-490.00-515-00			-	-	-	3
4	4,443	3,890	5,800		4	100-406.09-490.00-550-00			4,000	-	-	4
5	5,158	3,287	4,500		5	100-406.09-490.00-551-00			1,000	-	-	5
6	2,400	3,788	-		6	100-406.09-490.00-585-00			-	-	-	6
7	125	420	-		7	100-406.09-490.00-586-00			-	-	-	7
8	432	790	750		8	100-406.09-490.00-590-03			500	-	-	8
9	1,208	150	-		9	100-406.09-490.00-595-21			-	-	-	9
10	9,786	16,898	24,545		10	100-406.09-490.00-600-00			36,177	-	-	10
11	272	337	350		11	100-406.09-490.00-600-01			385	-	-	11
12	49,033	58,040	72,879		12	<i>TOTAL MATERIALS & SERVICES</i>	2		69,262	-	-	12
13	-	-	-		13	100-406.09-490.00-730-00						13
14	-	-	-	0.00	14	<i>TOTAL CAPITAL OUTLAY</i>	3		-	-	-	14
15	-	-	8,726		15	100-406.09-490.00-820-60			9,308			15
16	-	-	8,726	0.00	16	<i>TOTAL TRANSFERS OUT</i>	5		9,308	-	-	16
17	49,033	58,040	307,824	2.00	15	TOTAL REQUIREMENTS	9	2.00	326,235	-	-	15
18	84,759	82,459	(150,074)		16	CONTRIBUTION TO/(FROM) FUND			(172,235)	-	-	16

L I N E #	HISTORICAL DATA				L I N E #	RESOURCE/REQUIREMENT DESCRIPTION PROPOSED	FTE 2023/2024	FTE 2024/2025	Budget for next Year 2024-2025			0.75% L I N E #
	Actual		Adopted Budget This Year 06/30/24	2024/2025 Proposed by Budget Officer					2024/2025 Approved by Budget Committee	2024/2025 Adopted by Governing Body		
	Second Preceding Year 06/30/22	First Preceding Year 06/30/23										
Tab 7					Tab 7	GENERAL FUND - Surveyor					Tab 7	
1	3,310	140	-		1	100-411.00-316.27-100-00			-	-	-	1
2	26,430	26,950	20,000		2	100-411.00-316.40-000-00			20,000	-	-	2
3	5,140	2,200	4,000		3	100-411.00-316.40-100-00			4,000	-	-	3
4	5,600	7,700	5,600		4	100-411.00-316.40-200-00			5,000	-	-	4
5	-	980	1,800		5	100-411.00-316.40-300-00			1,000	-	-	5
6	2,850	2,795	2,500		6	100-411.00-370.00-201-00			5,000	-	-	6
7	43,330	40,765	33,900		7	TOTAL RESOURCES	10		35,000	-	-	7
8	-	-	92,303	0.80	8	100-411.00-490.00-120-00		0.80	104,150	-	-	8
9	-	-	37,946	0.50	9	100-411.00-490.00-130-00		0.50	40,906	-	-	9
10	-	-	-		10	100-411.00-490.00-150-00			-	-	-	10
11	-	-	31,939		11	100-411.00-490.00-210-00			35,680	-	-	11
12	-	-	9,964		12	100-411.00-490.00-220-00			11,097	-	-	12
13	-	-	23,250		13	100-411.00-490.00-230-00			25,893	-	-	13
14	-	-	7,815		14	100-411.00-490.00-231-00			8,703	-	-	14
15	-	-	-		15	100-411.00-490.00-232-00			-	-	-	15
16	-	-	(1,185)		16	100-411.00-490.00-233-00			(1,320)	-	-	16
17	-	-	1,126		17	100-411.00-490.00-260-00			1,254	-	-	17
18	-	-	30		18	100-411.00-490.00-261-00			27	-	-	18
19	-	-	521		19	100-411.00-490.00-262-00			580	-	-	19
20	-	-	65		20	100-411.00-490.00-270-00			72	-	-	20
21	-	-	203,774	1.30	21	TOTAL PERSONAL SERVICES	1	1.30	227,042	-	-	21
22	-	-	-		22	100-411.00-490.00-302-00			-	-	-	22
23	-	-	-		23	100-411.00-490.00-305-08			350	-	-	23
24	410	643	1,200		24	100-411.00-490.00-310-00			2,000	-	-	24
25	304	194	600		25	100-411.00-490.00-315-00			250	-	-	25
26	821	1,250	1,500		26	100-411.00-490.00-320-00			1,000	-	-	26
27	450	747	2,300		27	100-411.00-490.00-451-50			600	-	-	27
28	-	66	500		28	100-411.00-490.00-452-00			-	-	-	28
29	-	251	500		29	100-411.00-490.00-500-00			750	-	-	29
30	-	5	-		30	100-411.00-490.00-501-00			-	-	-	30
29	-	3,200	1,000		29	100-411.00-490.00-515-00			-	-	-	29
30	-	38	250		30	100-411.00-490.00-517-00			150	-	-	30
31	559	655	800		31	100-411.00-490.00-550-00			350	-	-	31
32	247	215	175		32	100-411.00-490.00-551-00			500	-	-	32
33	-	-	-		33	100-411.00-490.00-552-00			-	-	-	33
34	12,730	16,820	19,482		34	100-411.00-490.00-600-00			27,455	-	-	34
35	11,733	13,939	14,445		35	100-411.00-490.00-600-01			15,587	-	-	35
36	27,254	38,023	42,752		36	TOTAL MATERIALS & SERVICES	2		48,992	-	-	36
37	-	-	2,500		37	100-411.00-490.00-855-00			-	-	-	37
38	-	-	8,271		38	100-411.00-490.00-820-60			9,211	-	-	40
41	-	-	10,771		41	TOTAL TRANSFERS OUT	5		9,211	-	-	41
42	27,254	38,023	257,297	1.30	42	TOTAL REQUIREMENTS	9	1.30	285,245	-	-	42
43	16,075	2,742	(223,397)		43	CONTRIBUTION TO/(FROM) FUND			(250,245)	-	-	43

L I N E #	HISTORICAL DATA				L I N E #	RESOURCE/REQUIREMENT DESCRIPTION PROPOSED	FTE 2023/2024	FTE 2024/2025	Budget for next Year 2024-2025			0.75% L I N E #
	Actual		Adopted Budget This Year 06/30/24	2024/2025 Proposed by Budget Officer					2024/2025 Approved by Budget Committee	2024/2025 Adopted by Governing Body		
	Second Preceeding Year 06/30/22	First Preceeding Year 06/30/23										
Tab 8					Tab 8	GENERAL FUND - District Attorney					Tab 8	
1	21,046	18,073	16,000		1	100-412.00-316.42-000-00			16,000	-	-	1
2	-	-	-		2	100-412.00-316.42-010-00			-	-	-	2
3	946	1,719	-		3	100-412.00-323.60-000-00			1,700	-	-	3
4	-	-	-		4	100-412.00-399.04-000-00			-	-	-	4
5	21,992	19,791	16,000		5	TOTAL RESOURCES	10		17,700	-	-	5
6	-	-	21,023	1.00	6	100-412.00-490.00-110-00		1.00	22,075	-	-	6
7	-	-	-	0.00	7	100-412.00-490.00-120-00		0.00	-	-	-	7
8	-	-	912,706	8.80	8	100-412.00-490.00-130-00		9.00	952,472	-	-	8
9	-	-	127,013	1.80	9	100-412.00-490.00-140-00		1.80	133,743	-	-	9
10	-	-	5,000		10	100-412.00-490.00-150-00			5,000	-	-	10
11	-	-	186,502		11	100-412.00-490.00-210-00			246,748	-	-	11
12	-	-	81,529		12	100-412.00-490.00-220-00			85,167	-	-	12
13	-	-	200,687		13	100-412.00-490.00-230-00			243,367	-	-	13
14	-	-	63,153		14	100-412.00-490.00-231-00			65,944	-	-	14
15	-	-	-		15	100-412.00-490.00-232-00			-	-	-	15
16	-	-	(8,377)		16	100-412.00-490.00-233-00			(10,785)	-	-	16
17	-	-	833		17	100-412.00-490.00-260-00			870	-	-	17
18	-	-	225		18	100-412.00-490.00-261-00			211	-	-	18
19	-	-	4,007		19	100-412.00-490.00-262-00			4,224	-	-	19
20	-	-	533		20	100-412.00-490.00-270-00			556	-	-	20
21	-	-	1,594,834	11.60	21	TOTAL PERSONAL SERVICES	1	11.80	1,749,592	-	-	21
22	-	-	-		22	100-412.00-490.00-300-00			-	-	-	22
23	2,883	874	2,000		23	100-412.00-490.00-305-14			2,000	-	-	23
24	3,521	5,678	5,000		24	100-412.00-490.00-305-17			5,000	-	-	24
25	4,391	8,546	10,000		25	100-412.00-490.00-315-00			8,000	-	-	25
26	3,792	15,173	14,000		26	100-412.00-490.00-320-00			5,000	-	-	26
27	1,391	1,122	2,500		27	100-412.00-490.00-321-00			1,000	-	-	27
28	2,162	2,162	1,450		28	100-412.00-490.00-410-62			1,805	-	-	28
29	3,914	4,618	4,500		29	100-412.00-490.00-412-00			4,000	-	-	29
30	1,816	1,818	1,200		30	100-412.00-490.00-450-00			500	-	-	30
31	13,759	19,082	14,460		31	100-412.00-490.00-451-50			15,100	-	-	31
32	3,091	3,622	5,000		32	100-412.00-490.00-500-00			4,500	-	-	32
33	-	1,183	1,000		33	100-412.00-490.00-501-00			1,000	-	-	33
34	2,102	3,247	1,200		34	100-412.00-490.00-510-00			1,200	-	-	34
35	-	-	200		35	100-412.00-490.00-512-00			200	-	-	35
36	1,862	1,101	650		36	100-412.00-490.00-515-00			-	-	-	36
37	60	810	1,000		37	100-412.00-490.00-530-00			850	-	-	37
38	2,007	1,416	500		38	100-412.00-490.00-531-00			500	-	-	38
39	98,121	134,343	149,386		39	100-412.00-490.00-600-00			207,993	-	-	39
40	74,340	88,316	91,522		40	100-412.00-490.00-600-01			98,845	-	-	40
41	219,212	293,110	305,568		41	TOTAL MATERIALS & SERVICES	2		357,493	-	-	41
42	-	-	66,837		42	100-412.00-490.00-820-60			69,790	-	-	42
43	-	-	66,837		43	TOTAL TRANSFERS OUT	5		69,790	-	-	43
44	219,212	293,110	1,967,239	11.60	44	TOTAL REQUIREMENTS	9	11.80	2,176,875	-	-	44
45	(197,220)	(273,319)	(1,951,239)		45	CONTRIBUTION TO/(FROM) FUND			(2,159,175)	-	-	45

L I N E #	HISTORICAL DATA				L I N E #	RESOURCE/REQUIREMENT DESCRIPTION PROPOSED	FTE 2023/2024	FTE 2024/2025	Budget for next Year 2024-2025			0.75% L I N E #
	Actual		Adopted Budget This Year 06/30/24	2024/2025 Proposed by Budget Officer					2024/2025 Approved by Budget Committee	2024/2025 Adopted by Governing Body		
	Second Preceding Year 06/30/22	First Preceding Year 06/30/23										
Tab 8					Tab 8	GENERAL FUND - District Attorney Child Support					Tab 8	
1	21,021	19,328	20,874		1	100-412.02-355.10-000-00			23,000	-	-	1
2	3,912	3,699	3,770		2	100-412.02-355.11-000-00			4,500	-	-	2
3	23,323	41,882	44,000		3	100-412.02-362.10-000-00			40,000	-	-	3
4	73,982	68,156	80,442		4	100-412.02-362.11-000-00			80,000	-	-	4
5	122,238	133,065	149,086		5	TOTAL RESOURCES	10		147,500	-	-	5
6	63,564	66,420	69,741	1.00	6	100-412.02-490.00-130-00		1.00	73,231	-	-	6
7	4	12	-		7	100-412.02-490.00-150-00			-	-	-	7
8	22,969	21,806	22,093		8	100-412.02-490.00-210-00			24,688	-	-	8
9	4,863	5,082	5,335		9	100-412.02-490.00-220-00			5,602	-	-	9
10	12,854	13,433	14,904		10	100-412.02-490.00-230-00			15,650	-	-	10
11	3,814	3,986	4,184		11	100-412.02-490.00-231-00			4,394	-	-	11
12	4,570	-	-		12	100-412.02-490.00-232-00			-	-	-	12
13	(521)	-	(404)		13	100-412.02-490.00-233-00			(425)	-	-	13
14	35	38	49		14	100-412.02-490.00-260-00			51	-	-	14
15	18	17	21		15	100-412.02-490.00-261-00			20	-	-	15
16	-	133	279		16	100-412.02-490.00-262-00			293	-	-	16
17	159	133	34		17	100-412.02-490.00-270-00			36	-	-	17
18	112,328	111,059	116,236	1.00	18	TOTAL PERSONAL SERVICES	1	1.00	123,540	-	-	18
19	1,086	1,293	2,400		19	100-412.02-490.00-305-17			1,000	-	-	19
20	-	-	400		20	100-412.02-490.00-320-00			500	-	-	20
21	-	-	200		21	100-412.02-490.00-321-00			100	-	-	21
22	-	275	575		22	100-412.02-490.00-450-00			150	-	-	22
23	1	120	-		23	100-412.02-490.00-500-00			-	-	-	23
24	1,456	1,693	1,500		24	100-412.02-490.00-501-00			1,300	-	-	24
25	952	395	2,000		25	100-412.02-490.00-505-00			500	-	-	25
26	-	-	200		26	100-412.02-490.00-510-00			-	-	-	26
27	8,547	9,919	11,331		27	100-412.02-490.00-600-00			14,968	-	-	27
28	8,225	9,940	10,126		28	100-412.02-490.00-600-01			10,968	-	-	28
29	20,266	23,635	28,732		29	TOTAL MATERIALS & SERVICES	2		29,486	-	-	29
39	-	4,485	4,429		39	100-412.02-490.00-820-60			4,650	-	-	39
40	-	4,485	4,429		40	TOTAL TRANSFERS OUT	5		4,650	-	-	40
41	132,594	139,179	149,397	1.00	41	TOTAL REQUIREMENTS	9	1.00	157,676	-	-	41
42	(10,355)	(6,114)	(311)		42	CONTRIBUTION TO/(FROM) FUND			(10,176)	-	-	42

L I N E #	HISTORICAL DATA				L I N E #	RESOURCE/REQUIREMENT DESCRIPTION PROPOSED	FTE 2024/2025	Budget for next Year 2024-2025			0.75% L I N E #
	Actual		Adopted Budget This Year 06/30/24	FTE 2023/2024				2024/2025 Proposed by Budget Officer	2024/2025 Approved by Budget Committee	2024/2025 Adopted by Governing Body	
	Second Preceding Year 06/30/22	First Preceding Year 06/30/23									
Tab 8					Tab 8	GENERAL FUND - District Attorney Medicolegal Death Investigations					Tab 8
1	-	-	-		1	100-412.10-322.00-000-00					1
2	-	-	-		2	TOTAL RESOURCES	10				2
3	-	20,919	60,102	1.00	3	100-412.10-490.00-130-00		1.00	76,738	-	3
4	-	125	-		4	100-412.10-490.00-150-00			-	-	4
5	-	1,778	24,430		5	100-412.10-490.00-210-00			11,866	-	5
6	-	1,608	4,598		6	100-412.10-490.00-220-00			5,870	-	6
7	-	-	10,728		7	100-412.10-490.00-230-00			13,698	-	7
8	-	-	3,606		8	100-412.10-490.00-231-00			4,604	-	8
9	-	-	-		9	100-412.10-490.00-232-00			-	-	9
10	-	-	(547)		10	100-412.10-490.00-233-00			(698)	-	10
11	-	148	42		11	100-412.10-490.00-260-00			54	-	11
12	-	7	23		12	100-412.10-490.00-261-00			21	-	12
13	-	84	240		13	100-412.10-490.00-262-00			307	-	13
14	-	19	31		14	100-412.10-490.00-270-00			38	-	14
15	-	24,688	103,253	1.00	15	TOTAL PERSONAL SERVICES	1	1.00	112,498	-	15
16	-	-	5,000		16	100-412.10-490.00-305-15			-	-	16
17	-	6,945	25,000		17	100-412.10-490.00-305-28			7,000	-	17
18	-	-	500		18	100-412.10-490.00-310-00			8,000	-	18
19	-	-	2,000		19	100-412.10-490.00-320-00			1,000	-	19
20	-	119	600		20	100-412.10-490.00-412-00			300	-	20
21	-	989	3,000		21	100-412.10-490.00-505-00			2,500	-	21
22	-	-	500		22	100-412.10-490.00-505-50			450	-	22
23	-	-	1,000		23	100-412.10-490.00-550-00			1,800	-	23
24	-	-	1,500		24	100-412.10-490.00-551-00			-	-	24
25	-	-	-		25	100-412.10-490.00-552-00			15,979	-	25
26	-	10,703	14,735		26	100-412.10-490.00-600-00			20,610	-	26
27	-	337	350		27	100-412.10-490.00-600-01			385	-	27
28	-	19,093	54,185		28	TOTAL MATERIALS & SERVICES	2		58,024	-	28
29	-	-	35,000		29	100-412.10-490.00-730-00			-	-	29
30	-	-	35,000		30	TOTAL CAPITAL OUTLAY	3		-	-	30
31	-	-	3,816		31	100-412.10-490.00-820-60			4,873	-	31
32	-	-	3,816		32	TOTAL TRANSFERS OUT	5		4,873	-	32
33	-	43,781	196,254	1.00	33	TOTAL REQUIREMENTS	9	1.00	175,395	-	33
34	-	(43,781)	(196,254)		34	CONTRIBUTION TO/(FROM) FUND			(175,395)	-	34

LINE #	HISTORICAL DATA				L I N E #	RESOURCE/REQUIREMENT DESCRIPTION PROPOSED	FTE	Budget for next Year 2024-2025			0.75% L I N E #	
	Actual		Adopted Budget This Year 06/30/24	FTE 2023/2024				2024/2025 Proposed by Budget Officer	2024/2025 Approved by Budget Committee	2024/2025 Adopted by Governing Body		
	Second Preceding Year 06/30/22	First Preceding Year 06/30/23										
Tab 9					Tab 9	GENERAL FUND - Justice Court					Tab 9	
1	461,020	519,007	495,000		1	100-414.00-316.29-001-00			550,000	-	-	1
2	-	-	-		2	100-414.00-320.00-000-00			300	-	-	2
3	-	-	-		3	100-414.00-323.99-000-00			-	-	-	3
4	461,020	519,007	495,000		4	TOTAL RESOURCES	10		550,300	-	-	4
5	53,469	48,463	49,543	0.53	5	100-414.00-490.00-110-00		0.53	52,021	-	-	5
6	122,841	130,626	133,393	2.00	6	100-414.00-490.00-130-00		2.00	165,911	-	-	6
7	19	52	1,500		7	100-414.00-490.00-150-00			1,500	-	-	7
8	44,014	45,150	46,086		8	100-414.00-490.00-210-00			51,527	-	-	8
9	13,489	13,679	14,109		9	100-414.00-490.00-220-00			16,787	-	-	9
10	28,266	28,716	32,922		10	100-414.00-490.00-230-00			36,313	-	-	10
11	10,580	10,748	11,066		11	100-414.00-490.00-231-00			12,206	-	-	11
12	12,679	-	-		12	100-414.00-490.00-232-00			-	-	-	12
13	(5,784)	-	(1,678)		13	100-414.00-490.00-233-00			(1,851)	-	-	13
14	97	105	141		14	100-414.00-490.00-260-00			169	-	-	14
15	51	48	58		15	100-414.00-490.00-261-00			53	-	-	15
16	-	357	738		16	100-414.00-490.00-262-00			878	-	-	16
17	441	358	93		17	100-414.00-490.00-270-00			109	-	-	17
18	280,161	278,304	287,971	2.53	18	TOTAL PERSONAL SERVICES	1	2.53	335,623	-	-	18
19	189,527	214,322	170,000		19	100-414.00-490.00-300-51			200,000	-	-	19
20	3,055	1,788	1,200		20	100-414.00-490.00-300-52			1,500	-	-	20
21	2,436	2,238	1,200		21	100-414.00-490.00-300-53			1,000	-	-	21
22	-	611	3,000		22	100-414.00-490.00-301-00			500	-	-	22
23	8,755	8,521	9,408		23	100-414.00-490.00-302-00			10,000	-	-	23
24	-	-	70		24	100-414.00-490.00-305-00			-	-	-	24
25	43	50	50		25	100-414.00-490.00-310-00			1,500	-	-	25
26	-	1,100	700		26	100-414.00-490.00-315-00			1,200	-	-	26
27	1,040	3,278	1,752		27	100-414.00-490.00-320-00			1,500	-	-	27
28	1,082	1,474	1,859		28	100-414.00-490.00-321-00			250	-	-	28
29	4,900	4,800	4,800		29	100-414.00-490.00-410-00			4,800	-	-	29
30	88	525	-		30	100-414.00-490.00-410-62			500	-	-	30
31	4,444	4,687	3,849		31	100-414.00-490.00-411-00			3,500	-	-	31
32	480	484	400		32	100-414.00-490.00-412-00			400	-	-	32
33	96	374	239		33	100-414.00-490.00-450-00			350	-	-	33
34	3,005	3,065	3,000		34	100-414.00-490.00-451-50			3,200	-	-	34
35	2,021	2,102	2,500		35	100-414.00-490.00-500-00			500	-	-	35
36	413	324	500		36	100-414.00-490.00-501-00			500	-	-	36
37	2,065	1,510	2,065		37	100-414.00-490.00-586-00			-	-	-	37
38	31,476	37,910	44,559		38	100-414.00-490.00-600-00			66,330	-	-	38
39	254,926	289,163	251,151		39	TOTAL MATERIALS & SERVICES	2		297,530	-	-	39

L I N E #	HISTORICAL DATA			FTE 2023/2024	L I N E #	RESOURCE/REQUIREMENT DESCRIPTION PROPOSED	FTE 2024/2025	Budget for next Year 2024-2025			0.75% L I N E #	
	Actual		Adopted					2024/2025	2024/2025	2024/2025		
	Second Preceding Year 06/30/22	First Preceding Year 06/30/23	Budget This Year 06/30/24					Proposed by Budget Officer	Approved by Budget Committee	Adopted by Governing Body		
1	4,226	8,778	8,000	1	100-414.00-490.00-820-09	Trans Out-F100 Animal Cntrl		8,000	-	-	1	
2	9,538	13,345	10,000	2	100-414.00-490.00-833-00	Trans Out-F211 Crthse Security		8,500	-	-	2	
3	14,740	20,524	20,000	3	100-414.00-490.00-841-00	Trans Out-Fund 220 Jail Fund		20,000	-	-	3	
4	28,504	42,647	38,000	4	<i>TOTAL INTER-FUND TRANSFERS</i>		5	36,500	-	-	4	
5	-	12,093	11,712	5	100-414.00-490.00-820-60	Trans Out-F100 PERS Dbt Svc		12,918	-	-	5	
6	-	12,093	11,712	6	<i>TOTAL TRANSFERS OUT</i>		5	12,918	-	-	6	
7	563,591	622,208	588,834	2.53	7	TOTAL REQUIREMENTS	9	2.53	682,571	-	-	7
8	(102,571)	(103,200)	(93,834)	8	CONTRIBUTION TO/(FROM) FUND			(132,271)	-	-	8	

L I N E #	HISTORICAL DATA				L I N E #	RESOURCE/REQUIREMENT DESCRIPTION PROPOSED	FTE	FTE	Budget for next Year 2024-2025			0.75% L I N E #
	Actual		Adopted Budget This Year 06/30/24	FTE 2023/2024					2024/2025 Proposed by Budget Officer	2024/2025 Approved by Budget Committee	2024/2025 Adopted by Governing Body	
	Second Preceeding Year 06/30/22	First Preceeding Year 06/30/23										
Tab 10					Tab 10	GENERAL FUND - Columbia County Firing Range					Tab 10	
1	11,500	12,000	15,500		1	100-415.00-318.56-000-00			10,000	-	-	1
2	-	-	-		2	100-415.00-320.00-000-00			-	-	-	2
3	11,500	12,000	15,500		3	TOTAL RESOURCES	10		10,000	-	-	3
4	81	94	126		4	100-415.00-490.00-310-00			250	-	-	4
5	1,153	820	2,000		5	100-415.00-490.00-413-00			1,500	-	-	5
6	2,229	2,642	2,500		6	100-415.00-490.00-416-00			2,500	-	-	6
7	775	29,798	2,500		7	100-415.00-490.00-455-00			750	-	-	7
8	608	2,795	729		8	100-415.00-490.00-600-00			1,107	-	-	8
9	4,846	36,149	7,855		9	<i>TOTAL MATERIALS & SERVICES</i>	2		6,107	-	-	9
10	-	-	-		10	100-415.00-490.00-720-00				-	-	10
11	-	-	-		11	<i>TOTAL CAPITAL OUTLAY</i>	3		-	-	-	11
10	4,846	36,149	7,855		10	TOTAL REQUIREMENTS	9		6,107	-	-	10
11	6,654	(24,149)	7,645		11	CONTRIBUTION TO/(FROM) FUND			3,893	-	-	11

L I N E #	HISTORICAL DATA				L I N E #	RESOURCE/REQUIREMENT DESCRIPTION PROPOSED	FTE 2023/2024	FTE 2024/2025	Budget for next Year 2024-2025			0.75% L I N E #
	Actual		Adopted Budget This Year 06/30/24	2024/2025 Proposed by Budget Officer					2024/2025 Approved by Budget Committee	2024/2025 Adopted by Governing Body		
	Second Preceding Year 06/30/22	First Preceding Year 06/30/23										
Tab 11					Tab 11	GENERAL FUND - Juvenile					Tab 11	
1	523	1,109	300		1	100-418.00-316.42-000-00			700	-	-	1
2	-	-	-		2	100-418.00-316.43-000-00			-	-	-	2
3	-	575	-		3	100-418.00-320.00-000-00			-	-	-	3
4	3,625	-	-		4	100-418.00-324.00-000-00			-	-	-	4
5	66,540	66,540	66,465		5	100-418.00-351.12-010-00			66,465	-	-	5
6	56,475	56,474	56,411		6	100-418.00-351.12-020-00			56,411	-	-	6
7	-	-	6,000		7	100-418.00-351.12-030-00			6,000	-	-	7
8	42,504	37,867	-		8	100-418.00-351.12-050-00			-	-	-	8
9	169,666	162,565	129,176		9	TOTAL RESOURCES	10		129,576	-	-	9
10	25,711	20,965	30,535	0.25	10	100-418.00-490.00-120-00	0.30		33,595	-	-	10
11	332,350	423,829	448,756	5.00	11	100-418.00-490.00-130-00	6.00		439,953	-	-	11
12	-	-	2,525	0.00	12	100-418.00-490.00-140-00	0.00		-	-	-	12
13	4,999	4,882	5,000		13	100-418.00-490.00-150-00			5,000	-	-	13
14	74,934	98,789	101,082		14	100-418.00-490.00-210-00			123,629	-	-	14
15	27,381	34,328	37,241		15	100-418.00-490.00-220-00			44,684	-	-	15
16	63,614	82,708	96,660		16	100-418.00-490.00-230-00			114,732	-	-	16
17	21,163	26,935	29,209		17	100-418.00-490.00-231-00			35,046	-	-	17
18	25,847	-	-		18	100-418.00-490.00-232-00			-	-	-	18
19	(7,430)	-	(3,515)		19	100-418.00-490.00-233-00			(4,334)	-	-	19
20	4,433	5,345	7,352		20	100-418.00-490.00-260-00			9,075	-	-	20
21	77	90	115		21	100-418.00-490.00-261-00			124	-	-	21
22	-	886	1,947		22	100-418.00-490.00-262-00			2,336	-	-	22
23	908	909	244		23	100-418.00-490.00-270-00			291	-	-	23
24	573,987	699,666	757,151	5.25	24	TOTAL PERSONAL SERVICES	1	6.30	804,131	-	-	24
25	1,680	-	-		25	100-418.00-490.00-302-00			-	-	-	25
26	-	-	-		26	100-418.00-490.00-305-14			-	-	-	26
27	58,320	54,045	90,000		27	100-418.00-490.00-305-28			84,000	-	-	27
28	3,401	1,616	2,150		28	100-418.00-490.00-310-00			6,500	-	-	28
29	1,378	1,385	1,400		29	100-418.00-490.00-315-00			1,500	-	-	29
30	3,085	8,848	6,500		30	100-418.00-490.00-320-00			5,000	-	-	30
31	-	119	1,000		31	100-418.00-490.00-321-00			500	-	-	31
32	1,801	1,801	1,800		32	100-418.00-490.00-410-62			1,800	-	-	32
33	2,529	3,377	2,700		33	100-418.00-490.00-412-00			2,800	-	-	33
34	233	457	300		34	100-418.00-490.00-450-00			300	-	-	34
35	-	-	370		35	100-418.00-490.00-451-50			370	-	-	35
36	1,016	1,057	1,500		36	100-418.00-490.00-500-00			1,000	-	-	36
37	-	357	-		37	100-418.00-490.00-501-00			-	-	-	37
38	25	769	1,000		38	100-418.00-490.00-505-00			500	-	-	38
39	860	-	200		39	100-418.00-490.00-510-00			100	-	-	39
40	37	52	52		40	100-418.00-490.00-530-00			76	-	-	40
41	-	357	600		41	100-418.00-490.00-531-00			-	-	-	41

L I N E #	HISTORICAL DATA			FTE 2023/2024	L I N E #	RESOURCE/REQUIREMENT DESCRIPTION PROPOSED	FTE 2024/2025	Budget for next Year 2024-2025			0.75% L I N E #	
	Actual		Adopted Budget This Year 06/30/24					2024/2025 Proposed by Budget Officer	2024/2025 Approved by Budget Committee	2024/2025 Adopted by Governing Body		
	Second Preceeding Year 06/30/22	First Preceeding Year 06/30/23										
1	2,631	3,973	6,000	1	100-418.00-490.00-550-00	Vehicle-Fuel		4,000	-	-	1	
2	277	6,449	5,000	2	100-418.00-490.00-551-00	Vehicle-Repairs & Maint		2,000	-	-	2	
3	3,667	5,773	31,000	3	100-418.00-490.00-595-09	Other-OYA Program Srv&Sup		31,000	-	-	3	
4	34,467	37,867	-	4	100-418.00-490.00-595-10	Other-ODE YIT Srv&Sup		-	-	-	4	
5	-	-	6,000	5	100-418.00-490.00-595-17	Other-OYA Flex Program		-	-	-	5	
6	61,453	78,607	86,538	6	100-418.00-490.00-600-00	IGS-Admin Allocation		122,214	-	-	6	
7	88,008	104,553	108,349	7	100-418.00-490.00-600-01	IGS-Admin-General Services		117,061	-	-	7	
8	264,869	311,460	352,459	8	<i>TOTAL MATERIALS & SERVICES</i>		2	380,721	-	-	8	
9	-	30,237	30,913	9	100-418.00-490.00-820-60	Trans Out-F100 PERS Dbt Svc		37,091	-	-	9	
10	-	30,237	30,913	10	<i>TOTAL TRANSFERS OUT</i>		5	37,091	-	-	10	
11	838,856	1,041,363	1,140,523	5.25	TOTAL REQUIREMENTS		9	6.30	1,221,943	-	-	11
12	(669,190)	(878,798)	(1,011,347)		CONTRIBUTION TO/(FROM) FUND			(1,092,367)	-	-	12	

L I N E #	HISTORICAL DATA				L I N E #	RESOURCE/REQUIREMENT DESCRIPTION PROPOSED	FTE 2023/2024	FTE 2024/2025	Budget for next Year 2024-2025			0.75% L I N E #
	Actual		Adopted Budget This Year 06/30/24	2024/2025 Proposed by Budget Officer					2024/2025 Approved by Budget Committee	2024/2025 Adopted by Governing Body		
	Second Preceeding Year 06/30/22	First Preceeding Year 06/30/23										
Tab 12					Tab 12	GENERAL FUND - Veteran's Services					Tab 12	
1	110,441	110,440	116,406		1	100-435.00-351.10-000-00			120,000	-	-	1
2	19,390	47,222	42,730		2	100-435.00-399.04-000-00			45,000	-	-	2
3	129,831	157,663	159,136		3	TOTAL RESOURCES	10		165,000	-	-	3
4	109,580	138,968	183,357		4	100-435.00-490.00-305-28			189,400	-	-	4
5	7,929	10,864	10,679		5	100-435.00-490.00-600-00			10,500	-	-	5
6	117,509	149,832	194,036		6	<i>TOTAL MATERIALS & SERVICES</i>	2		199,900	-	-	6
7	117,509	149,832	194,036	0.00	7	TOTAL REQUIREMENTS	9	0.00	199,900	-	-	7
8	12,322	7,831	(34,900)		8	CONTRIBUTION TO/(FROM) FUND			(34,900)	-	-	8

L I N E #	HISTORICAL DATA				L I N E #	RESOURCE/REQUIREMENT DESCRIPTION PROPOSED	FTE 2023/2024	FTE 2024/2025	Budget for next Year 2024-2025			0.75% L I N E #
	Actual		Adopted Budget This Year 06/30/24	2024/2025 Proposed by Budget Officer					2024/2025 Approved by Budget Committee	2024/2025 Adopted by Governing Body		
	Second Preceeding Year 06/30/22	First Preceeding Year 06/30/23										
Tab 13					Tab 13	GENERAL FUND - Public Health					Tab 13	
1	-	180	-		1	100-436.00-320.00-000-00			-	-	-	1
2	-	111	-		2	100-436.00-322.00-000-00			-	-	-	2
3	-	-	-		3	100-436.00-324.00-000-00			-	-	-	3
4	-	291	-		4	TOTAL RESOURCES		10	-	-	-	4
5	-	-	35,896	0.25	5	100-436.00-490.00-120-00		0.25	38,917	-	-	5
6	-	28,558	14,973	0.20	6	100-436.00-490.00-130-00		0.20	15,742	-	-	6
7	-	-	-	0.00	7	100-436.00-490.00-140-00		0.00	-	-	-	7
8	-	0	-		8	100-436.00-490.00-150-00			-	-	-	8
9	-	763	11,225		9	100-436.00-490.00-210-00			12,564	-	-	9
10	-	433	3,891		10	100-436.00-490.00-220-00			4,181	-	-	10
11	-	-	9,080		11	100-436.00-490.00-230-00			9,757	-	-	11
12	-	-	3,052		12	100-436.00-490.00-231-00			3,280	-	-	12
13	-	-	-		13	100-436.00-490.00-232-00			-	-	-	13
14	-	-	(463)		14	100-436.00-490.00-233-00			(497)	-	-	14
15	-	3	36		15	100-436.00-490.00-260-00			27	-	-	15
16	-	2	10		16	100-436.00-490.00-261-00			9	-	-	16
17	-	23	203		17	100-436.00-490.00-262-00			219	-	-	17
18	-	0	26		18	100-436.00-490.00-270-00			27	-	-	18
19	-	29,781	77,929	0.45	19	TOTAL PERSONAL SERVICES	1	0.45	84,226	-	-	19
20	-	-	-		20	100-436.00-490.00-300-00			-	-	-	20
21	5,000	35,701	35,000		21	100-436.00-490.00-305-18			35,000	-	-	21
22	339	233	-		22	100-436.00-490.00-305-28			-	-	-	22
23	1,573	3,680	3,790		23	100-436.00-490.00-310-00			10,500	-	-	23
24	4,689	5,588	5,208		24	100-436.00-490.00-315-00			6,000	-	-	24
25	170	397	-		25	100-436.00-490.00-320-00			-	-	-	25
26	-	48	-		26	100-436.00-490.00-321-00			-	-	-	26
27	1,049	1,119	-		27	100-436.00-490.00-412-00			1,000	-	-	27
28	-	-	2,000		28	100-436.00-490.00-450-00			-	-	-	28
29	660	122	-		29	100-436.00-490.00-500-00			100	-	-	29
30	3,594	543	-		30	100-436.00-490.00-501-00			200	-	-	30
31	-	0	-		31	100-436.00-490.00-505-00			-	-	-	31
32	3,581	6,891	8,899		32	100-436.00-490.00-510-00			500	-	-	32
33	1,250	362	-		33	100-436.00-490.00-515-50			-	-	-	33
34	35	-	-		34	100-436.00-490.00-531-00			150	-	-	34
35	-	129	-		35	100-436.00-490.00-551-00			500	-	-	35
36	1,529	-	-		36	100-436.00-490.00-595-23			-	-	-	36
37	23,429	5,439	21,149		37	100-436.00-490.00-600-00			16,811	-	-	37
38	18,264	143,265	154,050		38	100-436.00-490.00-600-01			166,387	-	-	38
39	65,163	203,517	230,096		39	TOTAL MATERIALS & SERVICES	2		237,148	-	-	39
40	-	(0)	3,230		40	100-436.00-490.00-820-60			3,471	-	-	40
41	-	(0)	3,230		41	TOTAL TRANSFERS OUT	5		3,471	-	-	41
42	65,163	233,299	311,255	0.45	42	TOTAL REQUIREMENTS	9	0.45	324,845	-	-	42
43	(65,163)	(233,008)	(311,255)		43	CONTRIBUTION TO/(FROM) FUND			(324,845)	-	-	43

L I N E #	HISTORICAL DATA				L I N E #	RESOURCE/REQUIREMENT DESCRIPTION PROPOSED	FTE	FTE	Budget for next Year 2024-2025			0.75% L I N E #
	Actual		Adopted Budget This Year 06/30/24	FTE 2023/2024					2024/2025 Proposed by Budget Officer	2024/2025 Approved by Budget Committee	2024/2025 Adopted by Governing Body	
	Second Preceding Year 06/30/22	First Preceding Year 06/30/23										
Tab 13					Tab 13	GENERAL FUND - Public Health Environmental					Tab 13	
1	102,560	113,380	110,165		1	100-436.99-316.57-100-00			150,000	-	-	1
2	11,576	7,380	6,633		2	100-436.99-316.57-200-00			6,800	-	-	2
3	8,121	8,159	6,154		3	100-436.99-316.57-300-00			20,000	-	-	3
4	4,925	3,250	1,800		4	100-436.99-316.57-400-00			6,000	-	-	4
5	6,080	12,075	5,775		5	100-436.99-316.57-500-00			15,000	-	-	5
6	-	-	-		6	100-436.99-375.00-208-01			-	-	-	6
7	133,262	144,244	130,527		7	TOTAL RESOURCES	10		197,800	-	-	7
8	21,585	36,530	-	0.10	8	100-436.99-490.00-120-00		0.10	14,213	-	-	8
9	55,881	83,043	80,260	0.70	9	100-436.99-490.00-130-00		1.50	129,111	-	-	9
10	4,503	12,282	18,749	0.30	10	100-436.99-490.00-140-00		0.30	19,684	-	-	10
11	775	281	1,500		11	100-436.99-490.00-150-00			1,500	-	-	11
12	19,105	19,740	16,894		12	100-436.99-490.00-210-00			37,962	-	-	12
13	6,213	10,051	7,689		13	100-436.99-490.00-220-00			12,585	-	-	13
14	13,173	15,879	17,941		14	100-436.99-490.00-230-00			29,365	-	-	14
15	4,931	5,943	6,031		15	100-436.99-490.00-231-00			9,870	-	-	15
16	5,783	-	-		16	100-436.99-490.00-232-00			-	-	-	16
17	(2,695)	-	(915)		17	100-436.99-490.00-233-00			(1,497)	-	-	17
18	178	308	70		18	100-436.99-490.00-260-00			88	-	-	18
19	20	29	27		19	100-436.99-490.00-261-00			38	-	-	19
20	-	327	402		20	100-436.99-490.00-262-00			658	-	-	20
21	208	247	50		21	100-436.99-490.00-270-00			83	-	-	21
22	129,658	184,660	148,698	1.10	22	TOTAL PERSONAL SERVICES	1	1.90	253,660	-	-	22
23	7,630	5,226	10,000		23	100-436.99-490.00-305-19			15,000	-	-	23
24	177	110	285		24	100-436.99-490.00-315-00			350	-	-	24
25	279	575	-		25	100-436.99-490.00-320-00			1,000	-	-	25
26	679	906	1,100		26	100-436.99-490.00-321-00			500	-	-	26
27	-	495	-		27	100-436.99-490.00-412-00			1,500	-	-	27
25	298	290	450		25	100-436.99-490.00-500-00			500	-	-	25
26	-	72	-		26	100-436.99-490.00-501-00			-	-	-	26
27	320	527	500		27	100-436.99-490.00-505-99			500	-	-	27
28	2,598	314	250		28	100-436.99-490.00-510-00			500	-	-	28
29	643	726	500		29	100-436.99-490.00-515-00			-	-	-	29
30	-	138	550		30	100-436.99-490.00-550-00			300	-	-	30
31	-	-	-		31	100-436.99-490.00-552-00			-	-	-	31
32	8,068	10,122	14,123		32	100-436.99-490.00-600-00			31,357	-	-	32
33	-	5,389	5,584		33	100-436.99-490.00-600-01			6,029	-	-	33
34	20,693	24,890	33,342		34	TOTAL MATERIALS & SERVICES	2		57,536	-	-	34
35	-	6,917	6,382		35	100-436.99-490.00-820-60			10,446	-	-	35
36	-	6,917	6,382		36	TOTAL TRANSFERS OUT	5		10,446	-	-	36
37	150,351	216,467	188,422	1.10	37	TOTAL REQUIREMENTS	9	1.90	321,642	-	-	37
38	(17,089)	(72,223)	(57,895)		38	CONTRIBUTION TO/(FROM) FUND			(123,842)	-	-	38

L I N E #	HISTORICAL DATA				L I N E #	RESOURCE/REQUIREMENT DESCRIPTION PROPOSED	FTE 2023/2024	FTE 2024/2025	Budget for next Year 2024-2025			0.75% L I N E #
	Actual		Adopted Budget This Year 06/30/24	2024/2025 Proposed by Budget Officer					2024/2025 Approved by Budget Committee	2024/2025 Adopted by Governing Body		
	Second Preceding Year 06/30/22	First Preceding Year 06/30/23										
Tab 14					Tab 14	GENERAL FUND - Emergency Management Services					Tab 14	
1	-	15	-		1	100-444.00-320.00-000-00						1
2	84,209	75,442	70,000		2	100-444.00-362.00-000-00			70,000	-	-	2
3	84,209	75,457	70,000		3	TOTAL RESOURCES	10		70,000	-	-	3
4	91,417	100,204	113,236	1.00	4	100-444.00-490.00-120-00		1.00	121,568	-	-	4
3	78,904	91,880	99,346	1.00	3	100-444.00-490.00-130-00		1.00	107,410	-	-	3
4	-	-	-		4	100-444.00-490.00-150-00			-	-	-	4
5	26,131	25,697	26,121		5	100-444.00-490.00-210-00			58,660	-	-	5
6	13,030	14,694	16,263		6	100-444.00-490.00-220-00			17,517	-	-	6
7	19,015	30,113	37,946		7	100-444.00-490.00-230-00			40,872	-	-	7
8	7,117	11,271	12,755		8	100-444.00-490.00-231-00			13,739	-	-	8
9	8,917	-	-		9	100-444.00-490.00-232-00			-	-	-	9
10	(3,891)	-	(1,934)		10	100-444.00-490.00-233-00			(2,084)	-	-	10
11	528	683	938		11	100-444.00-490.00-260-00			1,013	-	-	11
12	41	38	46		12	100-444.00-490.00-261-00			42	-	-	12
13	-	377	850		13	100-444.00-490.00-262-00			916	-	-	13
14	426	390	105		14	100-444.00-490.00-270-00			114	-	-	14
15	241,635	275,348	305,672	2.00	15	TOTAL PERSONAL SERVICES	1	2.00	359,767	-	-	15
16	-	-	-		16	100-444.00-490.00-300-00			-	-	-	16
17	-	-	-		17	100-444.00-490.00-302-00			-	-	-	17
18	117	-	250		18	100-444.00-490.00-305-35			-	-	-	18
19	5,355	5,914	7,180		19	100-444.00-490.00-310-00			7,000	-	-	19
20	4,063	100	4,600		20	100-444.00-490.00-315-00			3,500	-	-	20
21	2,077	4,384	3,500		21	100-444.00-490.00-320-00			3,000	-	-	21
22	-	-	2,000		22	100-444.00-490.00-321-00			-	-	-	22
23	1,819	1,819	1,300		23	100-444.00-490.00-410-62			1,525	-	-	23
24	5,229	5,846	6,000		24	100-444.00-490.00-411-00			6,000	-	-	24
25	1,161	1,049	2,500		25	100-444.00-490.00-412-00			1,500	-	-	25
26	2,555	2,189	2,500		26	100-444.00-490.00-413-00			2,500	-	-	26
27	560	741	650		27	100-444.00-490.00-415-00			900	-	-	27
28	410	444	475		28	100-444.00-490.00-416-00			500	-	-	28
29	682	571	600		29	100-444.00-490.00-450-00			600	-	-	29
30	4,567	4,218	7,000		30	100-444.00-490.00-451-50			5,000	-	-	30
31	758	-	2,700		31	100-444.00-490.00-452-00			-	-	-	31
32	32	2,400	2,000		32	100-444.00-490.00-455-00			-	-	-	32
33	362	932	1,000		33	100-444.00-490.00-500-00			1,000	-	-	33
34	-	13	100		34	100-444.00-490.00-501-00			100	-	-	34
35	563	1,287	500		35	100-444.00-490.00-510-00			-	-	-	35
36	674	-	750		36	100-444.00-490.00-511-00			500	-	-	36
37	491	4,499	4,500		37	100-444.00-490.00-515-00			2,500	-	-	37

L I N E #	HISTORICAL DATA				L I N E #	RESOURCE/REQUIREMENT DESCRIPTION PROPOSED	FTE 2023/2024	FTE 2024/2025	Budget for next Year 2024-2025			0.75% L I N E #
	Actual		Adopted Budget This Year 06/30/24	2024/2025 Proposed by Budget Officer					2024/2025 Approved by Budget Committee	2024/2025 Adopted by Governing Body		
	Second Preceeding Year 06/30/22	First Preceeding Year 06/30/23										
1	-	-	-		1	100-444.00-490.00-515-50			-	-	-	1
2	466	986	2,000		2	100-444.00-490.00-517-00			2,000	-	-	2
3	662	-	1,250		3	100-444.00-490.00-550-00			750	-	-	3
4	633	616	800		4	100-444.00-490.00-551-00			500	-	-	4
5	6,593	6,593	6,600		5	100-444.00-490.00-552-00			6,600	-	-	5
6	49	-	5,000		6	100-444.00-490.00-595-12			-	-	-	6
7	-	3,476	-		7	100-444.00-490.00-595-13			-	-	-	7
8	21,147	27,151	32,076		8	100-444.00-490.00-600-00			59,462	-	-	8
9	-	6,000	6,000		9	100-444.00-490.00-600-58			6,000	-	-	9
10	61,025	81,229	103,831		10	<i>TOTAL MATERIALS & SERVICES</i>	2		111,437	-	-	10
11	-	-	-		11	100-444.00-490.00-720-00			-	-	-	11
12	-	-	-		12	100-444.00-490.00-750-00			-	-	-	12
13	-	-	-		13	<i>TOTAL CAPITAL OUTLAY</i>	3		-	-	-	13
14	-	12,613	13,818		14	100-444.00-490.00-820-60			14,883	-	-	14
15	-	12,613	13,818		15	<i>TOTAL TRANSFERS OUT</i>	5		14,883	-	-	15
16	302,660	369,191	423,321	2.00	16	TOTAL REQUIREMENTS	9	2.00	486,087	-	-	16
17	(218,451)	(293,734)	(353,321)		17	CONTRIBUTION TO/(FROM) FUND			(416,087)	-	-	17

L I N E #	HISTORICAL DATA				L I N E #	RESOURCE/REQUIREMENT DESCRIPTION PROPOSED	FTE 2023/2024	FTE 2024/2025	Budget for next Year 2024-2025			0.75% L I N E #	
	Actual		Adopted Budget This Year 06/30/24	2024/2025 Proposed by Budget Officer					2024/2025 Approved by Budget Committee	2024/2025 Adopted by Governing Body			
	Second Preceding Year 06/30/22	First Preceding Year 06/30/23											
Tab 15					Tab 15	GENERAL FUND - Treasurer					Tab 15		
12	70	140	250		12	100-445.01-316.62-000-00					-	-	12
13	(28)	15	15		13	100-445.01-323.50-000-00					-	-	13
14	42	155	265		14	TOTAL RESOURCES	10				-	-	14
15	-	-	-	0.00	15	100-445.01-490.00-130-00		0.00			-	-	15
16	-	-	-	0.00	16	100-445.01-490.00-150-00		0.00			-	-	16
17	-	-	-	0.00	17	100-445.01-490.00-210-00					-	-	17
18	-	-	-		18	100-445.01-490.00-220-00					-	-	18
19	-	-	-		19	100-445.01-490.00-230-00					-	-	19
20	-	-	-		20	100-445.01-490.00-231-00					-	-	20
21	-	-	-		21	100-445.01-490.00-232-00					-	-	21
22	-	-	-		22	100-445.01-490.00-260-00					-	-	22
23	-	-	-	0.00	23	TOTAL PERSONAL SERVICES	1	0.00			-	-	23
24	16,239	12,458	17,000		24	100-445.01-490.00-305-00					1,200	-	24
25	10,244	4,923	5,400		25	100-445.01-490.00-305-28					5,000	-	25
26	1,200	1,200	1,200		26	100-445.01-490.00-310-20					1,200	-	26
27	150	50	50		27	100-445.01-490.00-315-00					300	-	27
28	-	395	-		28	100-445.01-490.00-321-00					-	-	28
29	-	364	900		29	100-445.01-490.00-320-00					-	-	29
30	1,222	263	1,700		30	100-445.01-490.00-500-00					350	-	30
31	2,548	1,755	2,269		31	100-445.01-490.00-600-00					1,771	-	31
32	2,419	2,874	2,978		32	100-445.01-490.00-600-01					3,207	-	32
33	34,022	24,282	31,497		33	TOTAL MATERIALS & SERVICES	2				13,028	-	33
34	34,022	24,282	31,497	0.00	34	TOTAL REQUIREMENTS	9	0.00			13,028	-	34
35	(33,980)	(24,127)	(31,232)		35	CONTRIBUTION TO/(FROM) FUND					(13,028)	-	35

L I N E #	HISTORICAL DATA				L I N E #	RESOURCE/REQUIREMENT DESCRIPTION PROPOSED	FTE 2023/2024	FTE 2024/2025	Budget for next Year 2024-2025			0.75% L I N E #
	Actual		Adopted Budget This Year 06/30/24	2024/2025 Proposed by Budget Officer					2024/2025 Approved by Budget Committee	2024/2025 Adopted by Governing Body		
	Second Preceeding Year 06/30/22	First Preceeding Year 06/30/23										
Tab 16					Tab 16	GENERAL FUND -Land Development-Planning					Tab 16	
1	328,357	204,393	250,000		1	100-449.00-316.51-000-00			220,000	-	-	1
2	6,957	8,121	6,500		2	100-449.00-316.52-100-00			6,000	-	-	2
3	967	990	1,000		3	100-449.00-316.52-200-00			750	-	-	3
4	-	-	3,000		4	100-449.00-316.59-000-00			3,500	-	-	4
5	2,260	146	-		5	100-449.00-319.91-051-00			-	-	-	5
6	1,632	-	-		6	100-449.00-320.00-000-00			-	-	-	6
7	-	278	-		7	100-449.00-370.00-202-00			-	-	-	7
8	-	-	-		8	100-449.00-324.00-000-00			-	-	-	8
9	340,173	213,928	260,500		9	TOTAL RESOURCES	10		230,250	-	-	9
10	-	-	86,903	0.70	10	100-449.00-490.00-120-00		0.65	93,987	-	-	10
11	-	-	416,382	5.20	11	100-449.00-490.00-130-00		5.45	411,632	-	-	11
12	-	-	-	0.49	12	100-449.00-490.00-140-00		0.00	-	-	-	12
13	-	-	2,000		13	100-449.00-490.00-150-00			2,000	-	-	13
14	-	-	124,944		14	100-449.00-490.00-210-00			155,737	-	-	14
15	-	-	38,654		15	100-449.00-490.00-220-00			46,501	-	-	15
16	-	-	90,193		16	100-449.00-490.00-230-00			108,502	-	-	16
17	-	-	30,317		17	100-449.00-490.00-231-00			36,471	-	-	17
18	-	-	-		18	100-449.00-490.00-232-00			-	-	-	18
19	-	-	(4,598)		19	100-449.00-490.00-233-00			(5,531)	-	-	19
20	-	-	1,132		20	100-449.00-490.00-260-00			1,243	-	-	20
21	-	-	133		21	100-449.00-490.00-261-00			141	-	-	21
22	-	-	2,021		22	100-449.00-490.00-262-00			2,431	-	-	22
23	-	-	253		23	100-449.00-490.00-270-00			303	-	-	23
24	-	-	788,334	6.39	24	TOTAL PERSONAL SERVICES	1	6.10	853,417	-	-	24
25	150,518	-	-		25	100-449.00-490.00-302-00			-	-	-	25
26	8,657	3,185	4,500		26	100-449.00-490.00-305-00			2,600	-	-	26
27	127,843	58,160	-		27	100-449.00-490.00-305-27			-	-	-	27
28	81	-	-		28	100-449.00-490.00-305-35			-	-	-	28
29	1,159	3,265	4,500		29	100-449.00-490.00-310-00			8,000	-	-	29
30	-	481	1,000		30	100-449.00-490.00-315-00			300	-	-	30
31	-	1,348	2,000		31	100-449.00-490.00-320-00			1,500	-	-	31
32	-	174	500		32	100-449.00-490.00-321-00			200	-	-	32
33	-	43,303	44,720		33	100-449.00-490.00-410-60			45,000	-	-	33
34	1,709	1,482	1,400		34	100-449.00-490.00-410-62			1,425	-	-	34
35	1,399	2,408	2,400		35	100-449.00-490.00-411-00			2,500	-	-	35
36	1,913	2,165	2,020		36	100-449.00-490.00-412-00			2,000	-	-	36
37	1,927	1,617	2,000		37	100-449.00-490.00-450-00			1,500	-	-	37
38	-	-	-		38	100-449.00-490.00-451-50			750	-	-	38
39	1,432	1,732	3,000		39	100-449.00-490.00-500-00			1,500	-	-	39

L I N E #	HISTORICAL DATA				FTE 2023/2024	L I N E #	RESOURCE/REQUIREMENT DESCRIPTION PROPOSED	FTE 2024/2025	Budget for next Year 2024-2025			0.75% L I N E #	
	Actual		Adopted Budget This Year 06/30/24	2024/2025 Proposed by Budget Officer					2024/2025 Approved by Budget Committee	2024/2025 Adopted by Governing Body			
	Second Preceding Year 06/30/22	First Preceding Year 06/30/23											
1	104	-	200	1	100-449.00-490.00-500-10	Team Meetings		100	-	-	1		
2	-	1,952	2,000	2	100-449.00-490.00-501-00	Postage		1,500	-	-	2		
3	60	653	1,000	3	100-449.00-490.00-505-00	Professional Supplies		500	-	-	3		
4	96	-	-	4	100-449.00-490.00-506-00	Computer Supplies		-	-	-	4		
5	17,689	11,387	8,500	5	100-449.00-490.00-510-00	Advertising-Legal		7,500	-	-	5		
6	1,305	60	1,000	6	100-449.00-490.00-512-00	Copying & Printing		-	-	-	6		
7	149	-	300	7	100-449.00-490.00-515-00	Non-Capital Equipment		-	-	-	7		
8	37	-	100	8	100-449.00-490.00-530-00	Subscriptions-Publications		150	-	-	8		
9	-	-	100	9	100-449.00-490.00-531-00	Reference Materials		-	-	-	9		
10	1,426	1,557	3,000	10	100-449.00-490.00-550-00	Vehicle-Fuel		1,500	-	-	10		
11	249	2,825	4,000	11	100-449.00-490.00-551-00	Vehicle-Repairs & Maint		500	-	-	11		
12	1,595	6,262	5,000	12	100-449.00-490.00-586-00	Refunds		-	-	-	12		
13	28	-	-	13	100-449.00-490.00-590-00	Miscellaneous Expense		-	-	-	13		
14	56,808	71,770	76,796	14	100-449.00-490.00-600-00	IGS-Admin Allocation		120,865	-	-	14		
15	68,268	-	-	15	100-449.00-490.00-600-01	IGS-Admin-General Services		-	-	-	15		
16	-	1,300	1,300	16	100-449.00-490.00-600-58	IGS-F100 General Services		1,300	-	-	16		
17	444,453	217,084	171,336	17	TOTAL MATERIALS & SERVICES		2	201,190	-	-	17		
18	-	-	15,000	18	100-449.00-490.00-854-00	Trans Out-Fund 305-Planning Pr		-	-	-	18		
19	-	-	32,086	19	100-449.00-490.00-820-60	Trans Out-F100 PERS Dbt Svc		38,599	-	-	19		
20	-	-	47,086	20	TOTAL TRANSFERS OUT		5	38,599	-	-	20		
21	444,453	217,084	1,006,756	6.39	21	TOTAL REQUIREMENTS	9	6.10	1,093,206	-	-	21	
22	(104,281)	(3,156)	(746,256)		22	CONTRIBUTION TO/(FROM) FUND		(862,956)	-	-	22		
Tab 16	Tab 16 GENERAL FUND -Land Development-Sanitation Tab 16												
23	1,094	-	15,000	0.10	23	100-449.40-316.55-100-00	Fees-Stormwater		-	-	-	23	
24	-	-	105,000	1.70	24	100-449.40-316.55-200-00	Fees-Erosion/Stormwater Cntrl		75,000	-	-	24	
25	172,284	177,844	160,000	0.40	25	100-449.40-316.56-000-00	Fees-Sanitation Permits		200,000	-	-	25	
26	-	350	-		26	100-436.03-316.58-000-00	Fees-Training Classes		-	-	-	26	
26	-	-	3,280		26	100-449.40-316.59-000-00	Fees-Technology		3,300	-	-	26	
27	20,500	17,100	20,000		27	100-449.40-341.18-000-00	State-DEQ Subsrfc Sewage Fee		20,000	-	-	27	
28	193,878	195,294	303,280		28	TOTAL RESOURCES		10	298,300	-	-	28	
29	653	1,067	6,685	0.05	29	100-449.40-490.00-120-00	Sal-Dept Head	0.05	7,228	-	-	29	
30	123,437	134,472	214,480	2.75	30	100-449.40-490.00-130-00	Sal-Regular	2.75	220,729	-	-	30	
31	3,786	2,379	5,363	0.05	31	100-449.40-490.00-140-00	Sal-Parttime	0.05	-	-	-	31	
32	524	481	1,500		32	100-449.40-490.00-150-00	Sal-Overtime		1,500	-	-	32	
33	38,542	33,440	59,717		33	100-449.40-490.00-210-00	Ben-Insur Benefits		74,764	-	-	33	
34	9,762	10,516	17,444		34	100-449.40-490.00-220-00	Ben-FICA Tax		17,554	-	-	34	
35	20,444	21,065	40,703		35	100-449.40-490.00-230-00	Ben-PERS ER		40,958	-	-	35	
36	7,652	7,885	13,682		36	100-449.40-490.00-231-00	Ben-PERS EE 6%		13,768	-	-	36	
37	9,182	765	997		37	100-449.40-490.00-260-00	Ben-W/ Comp		994	-	-	37	
38	(4,183)	30	61		38	100-449.40-490.00-261-00	100-436.03-490.00-261-00		55	-	-	38	
39	665	263	912		39	100-449.40-490.00-262-00	Ben-PLO		918	-	-	39	
37	30	280	112		37	100-449.40-490.00-270-00	Ben-Unemploy Insurance		115	-	-	37	
38	322	-	(2,075)		38	100-449.40-490.00-233-00	Ben-PERS 822		(2,088)	-	-	38	
39	210,816	212,643	359,581	2.20	39	TOTAL PERSONAL SERVICES		1	2.85	376,495	-	-	39

L I N E #	HISTORICAL DATA				L I N E #	RESOURCE/REQUIREMENT DESCRIPTION PROPOSED	FTE 2023/2024	FTE 2024/2025	Budget for next Year 2024-2025			0.75% L I N E #
	Actual		Adopted Budget This Year 06/30/24	2024/2025 Proposed by Budget Officer					2024/2025 Approved by Budget Committee	2024/2025 Adopted by Governing Body		
	Second Preceeding Year 06/30/22	First Preceeding Year 06/30/23										
1	2,635	3,085	3,280	1	100-449.40-490.00-305-00	1		3,000	-	-	1	
2	-	102	300	2	100-449.40-490.00-315-00	2		150	-	-	2	
3	736	255	1,500	3	100-449.40-490.00-320-00	3		1,000	-	-	3	
4	646	567	300	4	100-449.40-490.00-321-00	4		150	-	-	4	
5	-	7,809	8,063	5	100-449.40-490.00-410-60	5		8,000	-	-	5	
6	-	405	250	6	100-449.40-490.00-410-62	6		400	-	-	6	
7	502	504	3,000	7	100-449.40-490.00-412-00	7		800	-	-	7	
8	-	443	400	8	100-449.40-490.00-450-00	8		350	-	-	8	
9	133	92	400	9	100-449.40-490.00-500-00	9		250	-	-	9	
10	-	520	-	10	100-449.40-490.00-501-00	10		350	-	-	10	
11	343	-	500	11	100-449.40-490.00-505-00	11		400	-	-	11	
12	-	247	-	12	100-449.40-490.00-512-00	12		-	-	-	12	
13	1,502	-	-	13	100-449.40-490.00-515-00	13		-	-	-	13	
14	-	-	500	14	100-449.40-490.00-531-00	14		-	-	-	14	
15	1,221	1,225	1,500	15	100-449.40-490.00-550-00	15		1,000	-	-	15	
16	105	831	500	16	100-449.40-490.00-551-00	16		-	-	-	16	
17	1,292	4,940	-	17	100-449.40-490.00-586-00	17		2,000	-	-	17	
18	19,900	17,000	20,000	18	100-449.40-490.00-595-20	18		16,500	-	-	18	
19	18,777	25,583	35,276	19	100-449.40-490.00-600-00	19		47,756	-	-	19	
20	-	5,389	-	20	100-449.40-490.00-600-01	20		-	-	-	20	
21	47,793	68,997	75,769	21	TOTAL MATERIALS & SERVICES	2		82,106	-	-	21	
22	-	-	20,000	22	100-449.40-490.00-854-00	22		-	-	-	22	
23	-	8,788	14,480	23	100-449.40-490.00-820-60	23		14,570	-	-	23	
24	-	8,788	34,480	25	TOTAL TRANSFERS OUT	5		14,570	-	-	25	
25	258,610	290,428	469,830	2.20	TOTAL REQUIREMENTS	9	2.85	473,171	-	-	26	
26	(64,731)	(95,134)	(166,550)	0	CONTRIBUTION TO/(FROM) FUND			(174,871)	-	-	26	

L I N E #	HISTORICAL DATA				FTE 2023/2024	L I N E #	RESOURCE/REQUIREMENT DESCRIPTION PROPOSED	FTE 2024/2025	Budget for next Year 2024-2025			0.75% L I N E #
	Actual		Adopted Budget This Year 06/30/24	2024/2025 Proposed by Budget Officer					2024/2025 Approved by Budget Committee	2024/2025 Adopted by Governing Body		
	Second Preceeding Year 06/30/22	First Preceeding Year 06/30/23										

Tab 17		GENERAL FUND SUMMARIES										Tab 17	
1	18,304,804	18,650,876	19,882,442	2	TOTAL GENERAL FUND RESOURCEEES					20,446,966	-	-	1
2	13,978,219	15,542,068	19,882,442	3	TOTAL GENERAL FUND REQUIREMENTS					20,446,966	-	-	2
3	4,326,584	3,108,809	-	4	TOTAL CONTRIBUTION TO/(FROM) GENERAL FUND					-	-	-	3

Tab 17		General Fund Summary										Tab 17
6	4,210,569	4,746,492	10,127,969	7	1. Total Personal Services.....	x	11,377,074	-	-	-	7	
7	3,124,462	3,619,438	4,107,662	8	2. Total Materials and Services.....	x	4,281,407	-	-	-	8	
8	-	142,466	35,000	9	3. Total Capital Outlay.....	x	-	-	-	-	9	
9	980,359	1,017,182	1,074,426	10	4. Total Debt Service.....	x	1,073,019	-	-	-	10	
10	5,662,830	6,016,489	1,847,385	11	5. Total Transfers.....	x	2,715,466	-	-	-	11	
11	-	-	1,190,000	12	6. Total Contingencies.....	x	750,000	-	-	-	12	
12	-	-	-	13	7. Total Special Payments.....	x	-	-	-	-	13	
13	-	-	1,500,000	14	8. Total Unappropriated / Reserved for Future Expenditu	x	250,000	-	-	-	14	
14	13,978,219	15,542,068	19,882,442	15	9. Total Requirements.....		20,446,966	-	-	-	15	
15				16							16	
16	10,166,812	10,069,501	10,799,589	17	10. Total Resources Except Property Taxes.....		10,984,525	-	-	-	17	
17	8,137,992	8,581,375	9,082,853	18	11. Property Taxes Estimated to Be Received.....		9,462,441	-	-	-	18	
18	18,304,804	18,650,876	19,882,442	19	12. Total Resources (add lines 10 and 11).....		20,446,966	-	-	-	19	
19	4,326,584	3,108,809	-	20			-	-	-	-	20	

L I N E #	HISTORICAL DATA			FTE 2023/2024	L I N E # T	RESOURCE/REQUIREMENT DESCRIPTION PROPOSED	FTE 2024/2025	Budget for next Year 2024-2025			L I N E #
	Actual		5					2024/2025 Proposed by Budget Officer	2024/2025 Approved by Budget Committee	2024/2025 Adopted by Governing Body	
	Second Preceding Year	First Preceding Year	Adopted Budget This Year								
	06/30/22	06/30/23	06/30/24								
Tab 18					Tab 18	FUND 201 - Public Works				Tab 18	
1	55,867	49,306	35,000		1	201-440.00-317.00-000-00				1	
2	614,355	562,794	550,000		2	201-440.00-317.50-000-00				2	
3	-	-	-		3	201-440.00-319.92-000-00				3	
4	10,365	18,657	-		4	201-440.00-320.00-000-00				4	
5	17,287	34,948	20,000		5	201-440.00-320.10-000-00				5	
6	7,200	1,846	-		6	201-440.00-322.00-000-00				6	
7	26,424	3,968	30,000		7	201-440.00-324.00-000-00				7	
8	4,214	5,433	-		8	201-440.00-324.50-000-00				8	
9	24,432	128,877	10,000		9	201-440.00-330.00-000-00				9	
10	5,366,791	5,286,547	5,100,000		10	201-440.00-341.16-000-00				10	
11	1,378,784	1,147,447	4,800,000		11	201-440.00-355.00-000-00				11	
12	-	-	100,000		12	201-440.00-364.00-000-00				12	
13	-	-	2,890,000		13	201-440.00-365.15-000-00				13	
14	-	-	-		14	201-440.00-365.55-000-00				14	
15	-	811	-		15	201-440.00-370.00-202-00				15	
16	-	-	100,000		16	201-440.00-370.00-301-00				16	
17	213,750	142,500	71,250		17	201-440.00-375.00-100-00				17	
18	-	75,000	125,000		18	201-440.00-375.00-301-21				18	
19	3,438,298	4,961,831	5,600,000		19	201-440.00-399.04-000-00				19	
20	193,468	273,644	-		20	201-440.00-399.05-000-00				20	
21	11,351,235	12,693,608	19,431,250		21	TOTAL RESOURCES	10		13,225,538	-	-
22	103,092	112,967	122,158	0.80	22	201-440.00-490.00-120-00		0.80	131,468	-	-
23	1,148,664	1,184,022	1,440,664	20.10	23	201-440.00-490.00-130-00		21.90	1,528,614	-	-
24	108,750	76,123	134,000		24	201-440.00-490.00-150-00			120,000	-	-
25	425,962	401,656	460,757		25	201-440.00-490.00-210-00			469,278	-	-
26	103,808	105,606	129,807		26	201-440.00-490.00-220-00			136,176	-	-
27	237,071	231,851	317,483		27	201-440.00-490.00-230-00			338,155	-	-
28	76,897	74,056	97,313		28	201-440.00-490.00-231-00			104,509	-	-
29	91,991	-	-		29	201-440.00-490.00-232-00			-	-	-
30	(29,361)	-	(13,708)		30	201-440.00-490.00-233-00			(14,710)	-	-
31	23,715	24,239	62,662		31	201-440.00-490.00-260-00			65,485	-	-
32	361	352	479		32	201-440.00-490.00-261-00			456	-	-
33	-	2,701	6,783		33	201-440.00-490.00-262-00			7,120	-	-
34	3,431	2,787	847		34	201-440.00-490.00-270-00			890	-	-
35	2,294,379	2,216,359	2,759,245	20.90	35	TOTAL PERSONAL SERVICES	1	22.70	2,887,441	-	-
36	84,122	115,324	120,000		36	201-440.00-490.00-302-00			90,000	-	-
37	2,768	4,037	-		37	201-440.00-490.00-303-00			3,000	-	-
38	-	-	-		38	201-440.00-490.00-304-00			-	-	-
39	866	1,282	1,500		39	201-440.00-490.00-305-00			500	-	-
40	74,588	80,267	200,000		40	201-440.00-490.00-305-28			125,000	-	-

L I N E #	HISTORICAL DATA			FTE 2023/2024	L I N E # T	RESOURCE/REQUIREMENT DESCRIPTION PROPOSED	FTE 2024/2025	Budget for next Year 2024-2025			L I N E #
	Actual		5					2024/2025			
	Second Preceding Year	First Preceding Year	Adopted Budget This Year					2024/2025 Proposed by Budget Officer	2024/2025 Approved by Budget Committee	2024/2025 Adopted by Governing Body	
	06/30/22	06/30/23	06/30/24					2023/2024	2024/2025	2024/2025	
1	3,346	3,703	4,000	1	201-440.00-490.00-305-33	Prof Fees-Employee Phys/Med	4,000	-	-	1	
2	94,672	99,186	250,000	2	201-440.00-490.00-310-00	Prop/Liab Insurance	130,000	-	-	2	
3	2,360	2,275	2,300	3	201-440.00-490.00-315-00	Membership Dues	2,300	-	-	3	
4	5,306	20,354	10,000	4	201-440.00-490.00-320-00	Conferences & Training	10,000	-	-	4	
5	242	285	600	5	201-440.00-490.00-321-00	Travel-Mileage	600	-	-	5	
6	1,801	1,801	1,800	6	201-440.00-490.00-410-62	Copier Lease	1,800	-	-	6	
7	8,723	6,707	7,000	7	201-440.00-490.00-411-00	Util-Telephone	7,200	-	-	7	
8	3,637	4,783	4,000	8	201-440.00-490.00-412-00	Util-Cell Phone	4,000	-	-	8	
9	19,311	19,241	18,000	9	201-440.00-490.00-413-00	Util-Electricity	19,000	-	-	9	
10	8,346	10,295	6,000	10	201-440.00-490.00-414-00	Util-Natural Gas	10,000	-	-	10	
11	6,269	7,435	6,000	11	201-440.00-490.00-415-00	Util-Water/Sewer	8,000	-	-	11	
12	4,922	5,591	4,200	12	201-440.00-490.00-416-00	Util-Garbage	6,000	-	-	12	
13	1,766	1,876	1,500	13	201-440.00-490.00-450-00	Repairs & Maint-Copier	1,500	-	-	13	
14	6,796	12,863	5,000	14	201-440.00-490.00-451-50	Maint-Software	9,000	-	-	14	
15	16,249	9,324	50,000	15	201-440.00-490.00-455-00	Repairs & Maint-Bldg	25,000	-	-	15	
16	2,723	4,065	3,000	16	201-440.00-490.00-500-00	Office Supplies	4,000	-	-	16	
17	213	366	300	17	201-440.00-490.00-501-00	Postage	300	-	-	17	
18	9,847	1,385	-	18	201-440.00-490.00-506-00	Computer Supplies	2,000	-	-	18	
19	3,510	4,844	4,000	19	201-440.00-490.00-510-00	Advertising-Legal	3,000	-	-	19	
20	-	9,343	-	20	201-440.00-490.00-515-00	Non-Capital Equipment	5,000	-	-	20	
21	37,150	62,507	40,000	21	201-440.00-490.00-517-00	Field Supplies	40,000	-	-	21	
22	105,822	(2,111)	40,000	22	201-440.00-490.00-517-01	Field Supplies-Rock & Gravel	10,000	-	-	22	
23	748,656	466,967	850,000	23	201-440.00-490.00-517-02	Field Supplies-Asphalt & Oil	850,000	-	-	23	
24	(16,876)	(15,134)	10,000	24	201-440.00-490.00-517-03	Field Supplies-Culverts	10,000	-	-	24	
25	30,230	34,791	40,000	25	201-440.00-490.00-517-04	Field Supplies-Spraying	50,000	-	-	25	
26	176,078	199,656	240,000	26	201-440.00-490.00-517-05	Field Supplies-Striping	240,000	-	-	26	
27	34,948	28,019	30,000	27	201-440.00-490.00-517-06	Field Supplies-Signs	30,000	-	-	27	
28	1,191	18,854	20,000	28	201-440.00-490.00-517-07	Field Supplies-Bridges	20,000	-	-	28	
29	18,000	17,079	10,000	29	201-440.00-490.00-560-00	Equipment Rentals	10,000	-	-	29	
30	-	232,810	157,500	30	201-440.00-490.00-560-20	Equipment Leases	157,500	-	-	30	
31	-	-	-	31	201-440.00-490.00-586-00	Refunds	-	-	-	31	
32	131,844	253,923	5,247,600	32	201-440.00-490.00-595-01	Other-ODOT Fnd Exchg Progrm	1,500,000	-	-	32	
33	45,834	595,037	4,320,000	33	201-440.00-490.00-595-02	Other-FEMA/FHWA Cntrct Work	225,000	-	-	33	
34	1,021,170	1,097,461	1,353,084	34	201-440.00-490.00-600-00	IGS-Admin Allocation	822,825	-	-	34	
35	2,850	2,795	2,500	35	201-440.00-490.00-600-11	IGS-Fund 100 Surveyor	2,000	-	-	35	
36	26,837	15,276	50,000	36	201-440.00-490.00-600-58	IGS-Fund 100 Gen Services	30,000	-	-	36	
37	-	-	-	37	201-440.00-490.00-603-00	IGS-Fund 203-Adult P&P	-	-	-	37	
38	2,726,115	3,434,563	13,109,884	38	TOTAL MATERIALS & SERVICES		2	4,468,525	-	-	38

L I N E #	HISTORICAL DATA			FTE 2023/2024	L I N E #	RESOURCE/REQUIREMENT DESCRIPTION PROPOSED	FTE 2024/2025	Budget for next Year 2024-2025			L I N E #	
	Actual		5					2024/2025 Proposed by Budget Officer	2024/2025 Approved by Budget Committee	2024/2025 Adopted by Governing Body		
	Second Preceding Year 06/30/22	First Preceding Year 06/30/23	Adopted Budget This Year 06/30/24									
								Account Number	Account Description			
1	296,185	562,328	370,000		1	201-440.00-490.00-720-00		1,650,000	-	-	1	
2	-	82,239	80,000		2	201-440.00-490.00-730-00		80,000	-	-	2	
3	57,174	22,826	665,000		3	201-440.00-490.00-750-00		600,000	-	-	3	
4	75,300	-	-		4	201-440.00-490.00-752-00		900,000	-	-	4	
5	428,659	667,393	1,115,000		5	TOTAL CAPITAL OUTLAY	3	3,230,000	-	-	5	
8	-	83,213	102,989		8	201-440.00-490.00-820-60		110,607	-	-	8	
9	-	83,213	102,989	0.00	9	TOTAL TRANSFERS OUT	5	110,607	-	-	9	
6	-	-	1,526,019		6	201-440.00-490.00-880-00		1,750,506	-	-	6	
7	-	-	1,526,019		7	TOTAL CONTINGENCY	6	1,750,506	-	-	7	
8	5,449,153	6,401,529	18,613,137	20.90	10	TOTAL REQUIREMENTS	9	22.70	12,447,079	-	-	10
9	5,902,082	6,292,079	818,113		9	CONTRIBUTION TO/(FROM) FUND		778,459	-	-		
Tab 18					Tab 18	FUND 201 - Public Works-Shop					Tab 18	
11	-	-	-		11	201-440.03-320.00-000-00		-	-	-	11	
12	-	-	-		12	201-440.03-322.00-000-00		-	-	-	12	
13	-	-	-		13	TOTAL RESOURCES	10	-	-	-	13	
14	-	-	-	0.00	14	201-440.03-490.00-120-00		0.00	-	-	14	
15	152,730	192,775	224,787	3.20	15	201-440.03-490.00-130-00		3.20	228,882	-	15	
16	107	2,068	6,000		16	201-440.03-490.00-150-00		4,000	-	-	16	
17	50,007	62,915	57,514		17	201-440.03-490.00-210-00		69,201	-	-	17	
18	11,900	14,649	17,655		18	201-440.03-490.00-220-00		17,815	-	-	18	
19	19,524	28,519	44,121		19	201-440.03-490.00-230-00		41,569	-	-	19	
20	6,141	8,716	8,860		20	201-440.03-490.00-231-00		13,973	-	-	20	
21	7,301	-	-		21	201-440.03-490.00-232-00		-	-	-	21	
22	(1,527)	-	(1,826)		22	201-440.03-490.00-233-00		(2,119)	-	-	22	
23	1,456	1,915	4,212		23	201-440.03-490.00-260-00		4,236	-	-	23	
24	40	51	73		24	201-440.03-490.00-261-00		67	-	-	24	
25	-	384	923		25	201-440.03-490.00-262-00		932	-	-	25	
26	391	421	117		26	201-440.03-490.00-270-00		115	-	-	26	
27	248,070	312,414	362,436	3.20	27	TOTAL PERSONAL SERVICES	1	3.20	378,671	-	-	27
28	45,262	67,075	50,000		28	201-440.03-490.00-508-00		40,000	-	-	28	
29	41,952	40,435	40,000		29	201-440.03-490.00-508-10		40,000	-	-	29	
30	7,053	7,378	6,300		30	201-440.03-490.00-508-20		5,000	-	-	30	
31	153,962	163,660	150,000		31	201-440.03-490.00-550-00		150,000	-	-	31	
32	170,307	225,974	200,000		32	201-440.03-490.00-551-00		150,000	-	-	32	
33	-	-	-		33	201-440.03-490.00-552-00		-	-	-	33	
34	418,537	504,522	446,300		34	TOTAL MATERIALS & SERVICES	2	385,000	-	-	34	
35	-	-	-		35	201-440.03-490.00-730-00		-	-	-	35	
36	-	-	-		36	TOTAL CAPITAL OUTLAY	3	-	-	-	36	
37	-	9,737	9,377		37	201-440.03-490.00-820-60		14,788	-	-	19	
38	-	9,737	9,377	0.00	38	TOTAL TRANSFERS OUT	5	14,788	-	-	38	
37	666,607	826,673	818,113	3.20	37	TOTAL REQUIREMENTS	9	3.20	778,459	-	-	37
38	(666,607)	(826,673)	(818,113)		38	CONTRIBUTION TO/(FROM) FUND		(778,459)	-	-	38	

L I N E #	HISTORICAL DATA			FTE 2023/2024	L I N E # T	RESOURCE/REQUIREMENT DESCRIPTION PROPOSED	FTE 2024/2025	Budget for next Year 2024-2025			L I N E #	
	Actual		5					2024/2025 Proposed by Budget Officer	2024/2025 Approved by Budget Committee	2024/2025 Adopted by Governing Body		
	Second Preceding Year 06/30/22	First Preceding Year 06/30/23	Adopted Budget This Year 06/30/24									
Tab 18						FUND 201 SUMMARIES						Tab 18
1					1						1	
2	11,351,235	12,693,608	19,431,250		2	TOTAL FUND 201 RESOURCES		13,225,538	-	-	2	
3	6,115,760	7,228,202	19,431,250	24.10	3	TOTAL FUND 201 REQUIREMENTS	25.90	13,225,538	-	-	3	
4	5,235,475	5,465,406	-		4	TOTAL CONTRIBUTION TO/(FROM) FUND		-	-	-	4	
5					5						5	
6					6	Fund 201 Summary					6	
7	2,542,449	2,528,773	3,121,681		7	1. Total Personal Services.....		3,266,112	-	-	7	
8	3,144,651	3,939,085	13,556,184		8	2. Total Materials and Services.....		4,853,525	-	-	8	
9	428,659	667,393	1,115,000		9	3. Total Capital Outlay.....		3,230,000	-	-	9	
10	-	-	-		10	4. Total Debt Service.....		-	-	-	10	
11	-	92,951	112,366		11	5. Total Transfers.....		125,395	-	-	11	
12	-	-	1,526,019		12	6. Total Contingencies.....		1,750,506	-	-	12	
13	-	-	-		13	7. Total Special Payments.....		-	-	-	13	
14	-	-	-		14	8. Total Unappropriated / Reserved for Future Expenditure.		-	-	-	14	
15	6,115,760	7,228,202	19,431,250		15	9. Total Requirements.....		13,225,538	-	-	15	
16					16						16	
17	11,351,235	12,693,608	19,431,250		17	10. Total Resources Except Property Taxes.....		13,225,538	-	-	17	
18	-	-	-		18	11. Property Taxes Estimated to Be Received.....		-	-	-	18	
19	11,351,235	12,693,608	19,431,250		19	12. Total Resources (add lines 10 and 11).....		13,225,538	-	-	19	
20	5,235,475	5,465,406	-		20			-	-	-	20	

LINE ITEM ELEMENT #	HISTORICAL DATA				L I N E #	RESOURCE/REQUIREMENT DESCRIPTION PROPOSED	FTE 2023/2024	FTE 2024/2025	Budget for next Year 2024-2025			L I N E #			
	Actual		5	FTE 2023/2024					Account Number	Account Description	FTE 2024/2025		2024/2025 Proposed by Budget Officer	2024/2025 Approved by Budget Committee	2024/2025 Adopted by Governing Body
	Second Preceding Year 06/30/22	First Preceding Year 06/30/23	Adopted Budget This Year 06/30/24												
	Tab 19														
1	127,320	117,731	140,000	1	202-455.00-315.01-000-00	Fees-Day Use/Events			140,000	-	-	1			
2	355,375	335,461	300,000	2	202-455.00-315.02-000-00	Fees-Overnight Camping			300,000	-	-	2			
3	1,900	22,620	24,000	3	202-455.00-315.03-000-00	Fees-Parks Residential Rent			24,000	-	-	3			
4	-	-	-	4	202-455.00-320.00-000-00	Misc Reimbursement			-	-	-	4			
5	85	1,973	-	5	202-455.00-320.10-000-00	Misc Reimb-Sales Tax			-	-	-	5			
6	6,516	-	-	6	202-455.00-324.00-000-00	Sale of Surplus Assets			-	-	-	6			
7	-	116,795	1,000,000	7	202-455.00-324.10-000-00	Sale of Forest Products			50,000	-	-	7			
8	2,035	4,541	-	8	202-455.00-330.00-000-00	Interest Allocations			75,000	-	-	8			
9	188,055	170,959	130,000	9	202-455.00-340.10-000-00	State-RV License Apportion			130,000	-	-	9			
10	319,185	302,170	-	10	202-455.00-399.04-000-00	Beg Balance-Restricted			1,923,823	-	-	10			
11	1,000,470	1,072,249	1,594,000		11	TOTAL RESOURCES		10	2,642,823	-	-	11			
12	45,504	54,693	59,144	0.50	12	202-455.00-490.00-120-00	Sal-Dept Head	0.50	63,965	-	-	12			
13	112,757	145,780	154,595	2.70	13	202-455.00-490.00-130-00	Sal-Regular	2.70	182,413	-	-	13			
14	-	-	-		14	202-455.00-490.00-140-00	Sal-Parttime		-	-	-	14			
15	2,739	2,833	1,000		15	202-455.00-490.00-150-00	Sal-Overtime		1,000	-	-	15			
16	66,907	82,739	84,022		16	202-455.00-490.00-210-00	Ben-Insur Benefits		94,170	-	-	16			
17	12,294	15,499	16,428		17	202-455.00-490.00-220-00	Ben-FICA Tax		18,924	-	-	17			
18	18,041	32,440	38,331		18	202-455.00-490.00-230-00	Ben-PERS ER		43,667	-	-	18			
19	6,753	12,142	12,884		19	202-455.00-490.00-231-00	Ben-PERS EE 6%		14,678	-	-	19			
20	8,476	-	-		20	202-455.00-490.00-232-00	Ben-PERS Bond		-	-	-	20			
21	(3,692)	-	(1,945)		21	202-455.00-490.00-233-00	Ben-PERS 822		(2,226)	-	-	21			
22	1,378	1,844	2,199		22	202-455.00-490.00-260-00	Ben-W/ Comp		2,462	-	-	22			
23	57	69	63		23	202-455.00-490.00-261-00	Ben-WBF		57	-	-	23			
24	-	407	859		24	202-455.00-490.00-262-00	Ben-PLO		990	-	-	24			
25	406	406	108		25	202-455.00-490.00-270-00	Ben-Unemploy Insurance		124	-	-	25			
26	271,621	348,852	367,688	3.20	26	TOTAL PERSONAL SERVICES		1	3.20	420,224	-	-	26		
27	4,375	3,366	-		27	202-455.00-490.00-300-00	Professional Fees		55,000	-	-	27			
28	34,248	28,146	26,848		28	202-455.00-490.00-302-00	Prof Fees-Temp Services		26,212	-	-	28			
29	319	-	-		29	202-455.00-490.00-305-00	Prof Fee-Bank Charges		2,500	-	-	29			
30	28,718	26,733	30,000		30	202-455.00-490.00-305-01	Prof Fee-Reserve America		30,000	-	-	30			
31	130	-	-		31	202-455.00-490.00-305-35	Prof Fees-Background Checks		-	-	-	31			
32	120	-	-		32	202-455.00-490.00-305-42	Prof Fees-Testing		-	-	-	32			
33	16,670	17,792	18,000		33	202-455.00-490.00-310-00	Prop/Liab Insurance		25,000	-	-	33			
34	500	-	500		34	202-455.00-490.00-315-00	Membership Dues		500	-	-	34			
35	-	595	1,000		35	202-455.00-490.00-320-00	Conferences & Training		1,000	-	-	35			
36	-	1,542	500		36	202-455.00-490.00-321-00	Travel-Mileage		500	-	-	36			
37	1,531	1,662	1,600		37	202-455.00-490.00-411-00	Util-Telephone		1,600	-	-	37			
38	7,043	6,794	5,500		38	202-455.00-490.00-412-00	Util-Cell Phone		5,500	-	-	38			
39	52,298	46,392	47,000		39	202-455.00-490.00-413-00	Util-Electricity		47,000	-	-	39			
40	-	-	-		40	202-455.00-490.00-414-00	Util-Natural Gas		-	-	-	40			

L I N E #	HISTORICAL DATA			FTE 2023/2024	L I N E #	RESOURCE/REQUIREMENT DESCRIPTION PROPOSED	FTE 2024/2025	Budget for next Year 2024-2025			L I N E #	
	Actual		5					2024/2025	2024/2025	2024/2025		
	Second Preceding Year	First Preceding Year	Adopted Budget This Year					Proposed by Budget Officer	Approved by Budget Committee	Adopted by Governing Body		
	06/30/22	06/30/23	06/30/24									
1	4,545	5,059	5,000	1	202-455.00-490.00-415-00	Util-Water & Sewer		5,000	-	-	1	
2	38,364	48,150	42,000	2	202-455.00-490.00-416-00	Util-Garbage		45,000	-	-	2	
3	14,134	11,267	11,000	3	202-455.00-490.00-417-00	Util-Propane		11,000	-	-	3	
4	-	-	-	4	202-455.00-490.00-451-50	Maint-Software		-	-	-	4	
5	4,746	1,516	5,000	5	202-455.00-490.00-452-00	Repairs & Maint-Equipment		5,000	-	-	5	
6	32,624	54,484	30,000	6	202-455.00-490.00-455-00	Repairs & Maint-Bldg		50,804	-	-	6	
7	566	1,968	500	7	202-455.00-490.00-500-00	Office Supplies		500	-	-	7	
8	34	51	100	8	202-455.00-490.00-501-00	Postage		100	-	-	8	
9	-	-	-	9	202-455.00-490.00-509-00	Misc Supplies		-	-	-	9	
10	-	-	-	10	202-455.00-490.00-510-00	Advertising-Legal		-	-	-	10	
11	629	248	-	11	202-455.00-490.00-511-00	Advertising-Promotion		-	-	-	11	
12	1,831	14,401	500	12	202-455.00-490.00-515-00	Non-Capital Equipment		10,000	-	-	12	
13	19,884	11,944	16,000	13	202-455.00-490.00-517-00	Field Supplies		16,000	-	-	13	
14	26,421	26,657	30,000	14	202-455.00-490.00-550-00	Vehicle-Fuel		30,000	-	-	14	
15	18,610	21,145	5,000	15	202-455.00-490.00-551-00	Vehicle-Repairs & Maint		10,000	-	-	15	
16	-	-	-	16	202-455.00-490.00-560-00	Equipment Rentals		5,000	-	-	16	
17	20,251	29,570	21,000	17	202-455.00-490.00-560-10	Temp Restroom Rentals		24,000	-	-	17	
18	-	-	-	18	202-455.00-490.00-586-00	Refunds		-	-	-	18	
19	-	-	-	19	202-455.00-490.00-590-00	Miscellaneous Expense		-	-	-	19	
20	43,817	59,252	84,290	20	202-455.00-490.00-600-00	IGS-Admin Allocation		97,125	-	-	20	
21	6,048	7,185	7,446	21	202-455.00-490.00-600-01	IGS-Admin-General Services		8,082	-	-	21	
22	1,094	-	-	22	202-455.00-490.00-600-43	IGS-Fund 100 PH Sanitation		-	-	-	22	
23	15,000	8,529	12,500	23	202-455.00-490.00-603-00	IGS-Fund 203 Work Crews		12,500	-	-	23	
24	472	84	1,000	24	202-455.00-490.00-604-00	IGS-Fund 207-Transfer Station		1,000	-	-	24	
25	395,022	434,530	402,284	25	TOTAL MATERIALS & SERVICES		2	525,923	-	-	25	
26	-	-	-	26	202-455.00-490.00-730-00	Capital Outlay-Vehicles		-	-	-	26	
27	-	-	-	27	202-455.00-490.00-753-00	Cap Outlay-Bridge Imprvmnts		-	-	-	27	
28	31,657	158,036	150,000	28	202-455.00-490.00-751-00	Cap Outlay-Ground Imprvemnt		151,293	-	-	28	
29	31,657	158,036	150,000	29	TOTAL CAPITAL OUTLAY		3	151,293	-	-	29	
32	-	13,674	13,636	32	202-455.00-490.00-820-60	Trans Out-F100 PERS Dbt Svc		15,534	-	-	8	
33	-	13,674	13,636	0.00	33	TOTAL TRANSFERS OUT		5	15,534	-	9	
28	-	-	-	28	202-455.00-490.00-900-00	Reserve for Future Expend		879,849	-	-	28	
29	-	-	-	29	TOTAL RESERVE FOR FUTURE EXPENSE		8	879,849	-	-	29	
30	-	-	660,392	30	202-455.00-490.00-880-00	Operating Contingencies		650,000	-	-	30	
31	-	-	660,392	31	TOTAL OPERATING CONTINGENCY		6	650,000	-	-	31	
32	698,301	955,093	1,594,000	3.20	32	TOTAL REQUIREMENTS		9	3.20	2,642,823	-	32
33	302,170	117,157	-	-	33	CONTRIBUTION TO/(FROM) FUND		-	-	-	-	33
Tab 19					Tab 19	FUND 202 - Forest, Parks & Rec-OMB Grant						Tab 19
32	22	172	-	32	202-455.20-330.00-000-00	Interest Allocations		100	-	-	32	
33	-	15,250	8,400	33	202-455.20-350.10-000-00	State-OMB Grant		8,400	-	-	33	
34	4,673	2,108	-	34	202-455.20-399.04-000-00	Beg Balance-Restricted		6,413	-	-	34	
35	4,695	17,530	8,400	35	TOTAL RESOURCES		10	14,913	-	-	35	
36	-	-	3,800	36	202-455.20-490.00-130-00	Sal-Regular		-	-	-	36	
37	-	-	-	37	202-455.20-490.00-150-00	Sal-Overtime		-	-	-	37	
38	-	-	-	38	202-455.20-490.00-210-00	Ben-Insur Benefits		-	-	-	38	
39	-	-	400	39	202-455.20-490.00-220-00	Ben-FICA Tax		-	-	-	39	
40	-	-	-	40	202-455.20-490.00-230-00	Ben-PERS ER		-	-	-	40	

L I N E #	HISTORICAL DATA				L I N E #	RESOURCE/REQUIREMENT DESCRIPTION PROPOSED	FTE 2024/2025	Budget for next Year 2024-2025			L I N E #			
	Actual		5	FTE 2023/2024				Account Number	Account Description	FTE 2024/2025		2024/2025 Proposed by Budget Officer	2024/2025 Approved by Budget Committee	2024/2025 Adopted by Governing Body
	Second Preceding Year 06/30/22	First Preceding Year 06/30/23	Adopted Budget This Year 06/30/24											
1	-	-	-	1	202-455.20-490.00-231-00	Ben-PERS EE 6%		-	-	-	1			
2	-	-	-	2	202-455.20-490.00-232-00	Ben-PERS Bond		-	-	-	2			
3	-	-	-	3	202-455.20-490.00-233-00	Ben-PERS 822		-	-	-	3			
4	-	-	-	4	202-455.20-490.00-260-00	Ben-W/ Comp		-	-	-	4			
5	-	-	-	5	202-455.20-490.00-261-00	Ben-WBF		-	-	-	5			
6	-	-	-	6	202-455.20-490.00-270-00	Ben-Unemploy Insurance		-	-	-	6			
7	-	-	4,200	0.00	7	TOTAL PERSONAL SERVICES	1	0.00	-	-	7			
8	-	201	-	-	8	202-455.20-490.00-413-00	Util-Electricity		500	-	-	8		
9	1,194	414	1,200	-	9	202-455.20-490.00-415-00	Util-Water/Sewer		1,200	-	-	9		
10	1,032	-	1,500	-	10	202-455.20-490.00-416-00	Util-Garbage		1,500	-	-	10		
11	-	-	-	-	11	202-455.20-490.00-455-00	Repairs & Maint-Bldg		9,200	-	-	11		
12	360	2,035	1,500	-	12	202-455.20-490.00-517-00	Field Supplies		2,513	-	-	12		
13	2,587	2,650	4,200	-	13	TOTAL MATERIALS & SERVICES	2		14,913	-	-	13		
14	-	-	-	-	14	202-455.20-490.00-720-00	Capital Outlay-Equipment		-	-	-	14		
15	-	-	-	-	15	TOTAL CAPITAL OUTLAY	3		-	-	-	15		
16	2,587	2,650	8,400	0.00	16	TOTAL REQUIREMENTS	9	0.00	14,913	-	-	16		
17	2,108	14,881	-	-	17	CONTRIBUTION TO/(FROM) FUND			-	-	-	17		
Tab 19					Tab 1	FUND 202 - Forest, Parks & Rec-Marine Projects						Tab 19		
18	-	-	50,000	-	18	202-455.21-320.01-000-00	Misc Reimb-Insurance		-	-	-	18		
19	-	-	50,000	-	19	TOTAL RESOURCES	10		-	-	-	19		
20	-	21,167	50,000	-	20	202-455.21-490.00-595-22	Other-Insurance Deductible		-	-	-	20		
21	-	21,167	50,000	-	21	TOTAL MATERIALS & SERVICES	2		-	-	-	21		
22	-	21,167	50,000	0.0000	22	TOTAL REQUIREMENTS	9	0.0000	-	-	-	22		
23	-	(21,167)	-	-	23	CONTRIBUTION TO/(FROM) FUND			-	-	-	23		
Tab 19					Tab 1	FUND 202 - Forest, Parks & Rec-CZ Trail Grants						Tab 19		
24	221	817	-	-	24	202-455.25-330.00-000-00	Interest Allocations		350	-	-	24		
25	500	86	100,000	-	25	202-455.25-329.00-000-00	Grants, Donations for CZ Trail		-	-	-	25		
26	-	-	-	-	26	202-455.25-329.12-000-00	Donations-Col County Econ Team		-	-	-	26		
27	37,350	29,859	30,000	-	27	202-455.25-399.04-000-00	Beg Balance-Restricted		16,036	-	-	27		
28	38,071	30,762	130,000	-	28	TOTAL RESOURCES	10		16,386	-	-	28		
29	-	-	-	-	29	202-455.25-490.00-300-00	Professional Fees		-	-	-	29		
30	12	12	-	-	30	202-455.25-490.00-451-50	Maint-Software		-	-	-	30		
31	8,201	266	10,000	-	31	202-455.25-490.00-517-00	Field Supplies		1,500	-	-	31		
32	8,213	278	10,000	-	32	TOTAL MATERIALS & SERVICES	2		1,500	-	-	32		
33	-	13,376	-	-	33	202-455.25-490.00-720-00	Capl Outlay- Equipment		-	-	-	33		
34	-	-	120,000	-	34	202-455.25-490.00-751-00	Cap Outlay-Ground Imprvemnt		14,886	-	-	34		
35	-	13,376	120,000	-	35	TOTAL CAPITAL OUTLAY	3		14,886	-	-	35		
36	8,213	13,654	130,000	0.00	36	TOTAL REQUIREMENTS	9	0.00	16,386	-	-	36		
37	29,859	17,108	-	-	37	CONTRIBUTION TO/(FROM) FUND			-	-	-	37		

L I N E #	HISTORICAL DATA				L I N E #	RESOURCE/REQUIREMENT DESCRIPTION PROPOSED	FTE 2023/2024	FTE 2024/2025	Budget for next Year 2024-2025			L I N E #		
	Actual		5	2023/2024					Account Number	Account Description	2024/2025 Proposed by Budget Officer		2024/2025 Approved by Budget Committee	2024/2025 Adopted by Governing Body
	Second Preceding Year 06/30/22	First Preceding Year 06/30/23	Adopted Budget This Year 06/30/24											
Tab 19					Tab 19	FUND 202 - Forest, Parks & Rec-CCET Bike Hub						Tab 19		
1	-	109	-		1	202-455.32-330.00-000-00	Interest Allocations	-	-	-	1			
2	-	34,204	-		2	202-455.32-355.83-000-00	State-OR P&R Playground Grant	-	-	-	2			
3	-	-	-		3	202-455.32-399.04-000-00	Beg Balance-Restricted	-	-	-	3			
4	-	34,313	-		4	TOTAL RESOURCES		10	-	-	4			
5	-	37,267	-		5	202-455.32-490.00-751-00	Cap Outlay-Grounds Imprvmt	-	-	-	5			
6	-	37,267	-		6	TOTAL CAPITAL OUTLAY		3	-	-	6			
7	-	37,267	-		7	37,267	TOTAL REQUIREMENTS	9	0.0000	-	6			
8	-	(2,954)	-		8	CONTRIBUTION TO/(FROM) FUND		-	-	-	8			
Tab 19					Tab 19	FUND 202 SUMMARIES						Tab 19		
9					9							9		
10	1,043,236	1,154,855	1,782,400		10	TOTAL FUND 202 RESOURCES		2,674,122	-	-	10			
11	709,100	1,029,830	1,782,400	3.20	11	TOTAL FUND 202 REQUIREMENTS		3.20	2,674,122	-	11			
12	334,137	125,024	-		12	TOTAL CONTRIBUTION TO/(FROM) FUND		-	-	-	12			
13					13							13		
14					14	Fund 202 Summary						14		
15	271,621	348,852	371,888		15	1. Total Personal Services.....		420,224	-	-	15			
16	405,822	458,625	466,484		16	2. Total Materials and Services.....		542,336	-	-	16			
17	31,657	208,679	270,000		17	3. Total Capital Outlay.....		166,179	-	-	17			
18	-	-	-		18	4. Total Debt Service.....		-	-	-	18			
19	-	13,674	13,636		19	5. Total Transfers.....		15,534	-	-	19			
20	-	-	660,392		20	6. Total Contingencies.....		650,000	-	-	20			
21	-	-	-		21	7. Total Special Payments.....		-	-	-	21			
22	-	-	-		22	8. Total Unappropriated / Reserved for Future Expenditure.		879,849	-	-	22			
23	709,100	1,029,830	1,782,400		23	9. Total Requirements.....		2,674,122	-	-	23			
24					24							24		
25	1,043,236	1,154,855	1,782,400		25	10. Total Resources Except Property Taxes.....		2,674,122	-	-	25			
26	-	-	-		26	11. Property Taxes Estimated to Be Received.....		-	-	-	26			
27	1,043,236	1,154,855	1,782,400		27	12. Total Resources (add lines 10 and 11).....		2,674,122	-	-	27			
28	334,137	125,024	-		28			-	-	-	28			

L I N E #	HISTORICAL DATA			FTE 2023/2024	L I N E # T	RESOURCE/REQUIREMENT DESCRIPTION PROPOSED	FTE 2024/2025	Budget for next Year 2024-2025			L I N E #
	Actual		5					2024/2025			
	Second Preceding Year 06/30/22	First Preceding Year 06/30/23	Adopted Budget This Year 06/30/24					2024/2025 Proposed by Budget Officer	2024/2025 Approved by Budget Committee	2024/2025 Adopted by Governing Body	
	Account Number	Account Description									
Tab 20				Tab 20	<u>FUND 203 - Community Corrections</u>						Tab 20
1	17,794	-	-		1	203-422.00-316.44-000-00		-	-	-	1
2	32,950	7,563	2,500		2	203-422.00-316.44-010-00		5,500	-	-	2
3	7,436	2,073	-		3	203-422.00-316.45-000-00		-	-	-	3
4	-	715	1,000		4	203-422.00-316.46-000-00		150	-	-	4
5	-	457	285		5	203-422.00-316.46-100-00		400	-	-	5
6	-	545	250		6	203-422.00-316.46-200-00		1,000	-	-	6
7	29,385	18,130	20,000		7	203-422.00-316.47-000-00		2,000	-	-	7
8	480	360	-		8	203-422.00-316.47-100-00		-	-	-	8
9	14,009	23,414	30,000		9	203-422.00-316.48-000-00		27,000	-	-	9
10	-	18,375	60,000		10	203-422.00-316.49-000-00		60,000	-	-	10
11	750	-	-		11	203-422.00-318.25-000-00		-	-	-	11
12	-	340	-		12	203-422.00-320.00-000-00		-	-	-	12
13	-	-	-		13	203-422.00-320.01-000-00		-	-	-	13
14	-	982	-		14	203-422.00-322.00-000-00		-	-	-	14
15	-	-	-		15	203-422.00-322.10-000-00		-	-	-	15
16	60	-	-		16	203-422.00-323.99-000-00		-	-	-	16
17	21,952	99,000	20,000		17	203-422.00-330.00-000-00		120,000	-	-	17
18	1,944,710	1,944,710	2,430,887		18	203-422.00-341.13-000-00		1,600,401	-	-	18
19	15,000	8,250	12,500		19	203-422.00-370.00-202-00		8,000	-	-	19
20	3,375	-	-		20	203-422.00-370.00-207-00		-	-	-	20
21	4,500	6,000	5,000		21	203-422.00-370.00-207-50		4,000	-	-	21
22	2,936,612	3,115,938	3,000,000		22	203-422.00-399.04-000-00		3,440,744	-	-	22
23	-	-	-		23	203-422.00-399.05-000-00		-	-	-	23
24	5,029,012	5,246,853	5,582,422		24	TOTAL RESOURCES	10	5,269,195	-	-	24
25	77,134	67,359	91,605	0.75	25	203-422.00-490.00-120-00		100,784	-	-	25
26	708,156	645,433	909,977	10.30	26	203-422.00-490.00-130-00		990,012	-	-	26
27	20,232	19,479	19,126	0.40	27	203-422.00-490.00-140-00		20,626	-	-	27
28	10,111	13,094	15,000		28	203-422.00-490.00-150-00		15,000	-	-	28
29	229,893	185,911	242,985		29	203-422.00-490.00-210-00		312,819	-	-	29
30	61,401	56,536	79,232		30	203-422.00-490.00-220-00		86,171	-	-	30
31	158,536	139,153	221,169		31	203-422.00-490.00-230-00		233,615	-	-	31
32	47,046	42,659	62,143		32	203-422.00-490.00-231-00		67,585	-	-	32
33	56,117	-	-		33	203-422.00-490.00-232-00		-	-	-	33
34	(18,310)	-	(10,003)		34	203-422.00-490.00-233-00		(10,655)	-	-	34
35	9,233	8,346	15,110		35	203-422.00-490.00-260-00		13,551	-	-	35
36	216	182	303		36	203-422.00-490.00-261-00		274	-	-	36
37	-	1,418	4,143		37	203-422.00-490.00-262-00		4,506	-	-	37
37	2,025	1,522	510		37	203-422.00-490.00-270-00		557	-	-	37
38	1,361,791	1,181,093	1,651,300	11.45	38	TOTAL PERSONAL SERVICES	1	1,834,845	-	-	38

L I N E #	HISTORICAL DATA			FTE 2023/2024	L I N E # T	RESOURCE/REQUIREMENT DESCRIPTION PROPOSED	FTE 2024/2025	Budget for next Year 2024-2025			L I N E #
	Actual		5					2024/2025 Proposed by Budget Officer	2024/2025 Approved by Budget Committee	2024/2025 Adopted by Governing Body	
	Second Preceding Year 06/30/22	First Preceding Year 06/30/23	Adopted Budget This Year 06/30/24								
1	29,171	13,056	25,000	1	203-422.00-490.00-301-00	Prof Fees-Legal	-	-	-	1	
2	-	-	-	2	203-422.00-490.00-302-00	Prof Fees-Temp Services	-	-	-	2	
3	1,663	5,935	5,000	3	203-422.00-490.00-305-15	Prof Fees-Medical	6,000	-	-	3	
4	2,118	354	30,000	4	203-422.00-490.00-305-28	Prof Fees-Contracted Service	5,000	-	-	4	
5	720	-	10,000	5	203-422.00-490.00-305-33	Prof Fees-Employee Phys/Med	5,000	-	-	5	
6	21,450	22,186	28,842	6	203-422.00-490.00-310-00	Prop/Liab Insurance	25,000	-	-	6	
7	1,301	1,346	3,000	7	203-422.00-490.00-315-00	Membership Dues	4,400	-	-	7	
8	11,423	11,471	30,000	8	203-422.00-490.00-320-00	Conferences & Training	28,802	-	-	8	
9	380	876	3,500	9	203-422.00-490.00-321-00	Travel-Mileage	6,000	-	-	9	
10	-	563	1,000	10	203-422.00-490.00-323-00	Professional Development	-	-	-	10	
11	2,141	2,141	1,500	11	203-422.00-490.00-410-62	Copier Lease	2,200	-	-	11	
12	3,438	2,420	4,000	12	203-422.00-490.00-411-00	Util-Telephone	5,000	-	-	12	
13	9,549	8,475	10,000	13	203-422.00-490.00-412-00	Util-Cell Phone	10,000	-	-	13	
14	3,178	3,939	15,000	14	203-422.00-490.00-418-00	Operating-Transition House	3,000	-	-	14	
15	1,232	2,353	1,500	15	203-422.00-490.00-450-00	Repairs & Maint-Copier	2,500	-	-	15	
16	-	-	1,000	16	203-422.00-490.00-451-50	Maint-Software	-	-	-	16	
17	1,564	2,644	700	17	203-422.00-490.00-452-00	Repairs & Maint-Equipment	1,512	-	-	17	
18	-	2,034	1,500	18	203-422.00-490.00-455-00	Repairs & Maint-Bldg	1,500	-	-	18	
19	5,618	8,250	5,000	19	203-422.00-490.00-500-00	Office Supplies	8,000	-	-	19	
20	731	723	2,000	20	203-422.00-490.00-501-00	Postage	1,000	-	-	20	
21	583	2,494	6,000	21	203-422.00-490.00-505-00	Professional Supplies	8,000	-	-	21	
22	154	593	4,000	22	203-422.00-490.00-505-50	Uniforms	4,000	-	-	22	
23	-	123	-	23	203-422.00-490.00-506-00	Computer Supplies	-	-	-	23	
24	523	1,341	10,000	24	203-422.00-490.00-508-30	Client Program Supplies	3,000	-	-	24	
25	1,351	3,903	5,000	25	203-422.00-490.00-510-00	Advertising-Legal	3,000	-	-	25	
26	1,090	2,095	5,000	26	203-422.00-490.00-515-00	Non-Capital Equipment	6,500	-	-	26	
27	1,211	1,094	5,000	27	203-422.00-490.00-515-10	Non-Capital Equipment-Comm Svc	3,000	-	-	27	
28	8,957	1,890	8,000	28	203-422.00-490.00-517-00	Field Supplies	-	-	-	28	
29	-	-	7,500	29	203-422.00-490.00-517-10	Field Supplies-Comm Svc	2,500	-	-	29	
30	494	-	-	30	203-422.00-490.00-531-00	Reference Materials	-	-	-	30	
31	5,030	13,046	15,000	31	203-422.00-490.00-550-00	Vehicle-Fuel	8,000	-	-	31	
32	271	11,161	15,000	32	203-422.00-490.00-551-00	Vehicle-Repairs & Maint	3,500	-	-	32	
33	4,655	7,935	-	33	203-422.00-490.00-552-00	Vehicle-Lease	-	-	-	33	
34	1,010	1,261	7,000	34	203-422.00-490.00-585-10	Indigent Assistance	2,000	-	-	34	
35	2,057	2,562	-	35	203-422.00-490.00-595-11	Other-Comm Svc Work Progm	2,000	-	-	35	
36	-	-	-	36	203-422.00-490.00-595-23	Other-Prior Period Adjustment	-	-	-	36	
37	159,406	164,855	235,314	37	203-422.00-490.00-600-00	IGS-Admin Allocation	322,825	-	-	37	
38	14,356	14,293	14,838	38	203-422.00-490.00-600-01	IGS-Admin-General Services	16,036	-	-	38	
39	250	-	500	39	203-422.00-490.00-600-16	IGS-Fund 216-Transit	500	-	-	39	
40	297,074	317,413	516,694	40	TOTAL MATERIALS & SERVICES		2	499,775	-	-	40

L I N E #	HISTORICAL DATA				FTE 2023/2024	L I N E #	RESOURCE/REQUIREMENT DESCRIPTION PROPOSED	FTE 2024/2025	Budget for next Year 2024-2025			L I N E #		
	Actual		5						2024/2025	2024/2025	2024/2025			
	Second Preceding Year	First Preceding Year	Adopted Budget This Year						Proposed by Budget Officer	Approved by Budget Committee	Adopted by Governing Body			
	06/30/22	06/30/23	06/30/24											
1	-	-	500,000	1	203-422.00-490.00-720-00	Capital Outlay-Equipment		8,000	-	-	1			
2	-	82,409	-	2	203-422.00-490.00-730-00	Capital Outlay-Vehicles		40,000	-	-	2			
3	-	-	150,000	3	203-422.00-490.00-750-00	Cap Outlay-Bldg Imprvmnts		-	-	-	3			
4	7,530	-	10,000	4	203-422.00-490.00-750-01	Cap Outlay-Bldg Imprv Transitr		10,337	-	-	4			
5	7,530	82,409	660,000	5	TOTAL CAPITAL OUTLAY		3	58,337	-	-	5			
6	6,680	6,680	6,680	6	203-422.00-490.00-804-00	Debt Svc-Trans Housing Note		6,680	-	-	6			
7	6,680	6,680	6,680	7	TOTAL DEBT SERVICE		4	6,680	-	-	7			
8	240,000	240,000	240,000	8	203-422.00-490.00-841-00	Trans Out-Fund 220 Jail Fund		240,000	-	-	8			
8	-	47,693	65,763	8	203-422.00-490.00-820-60	Trans Out-F100 PERS Dbt Svc		71,528	-	-	8			
9	240,000	287,693	305,763	0.00	9	TOTAL TRANSFERS OUT	5	311,528	-	-	9			
10	-	-	-	10	203-422.00-490.00-900-00			1,705,702	-	-	10			
11	-	-	-	11	RESERVE FOR FUTURE EXPENSE		8	1,705,702	-	-	11			
10	-	-	2,441,985	10	203-422.00-490.00-880-00	Contingency		852,328	-	-	10			
11	-	-	2,441,985	11	TOTAL CONTINGENCY		6	852,328	-	-	11			
12	1,673,074	1,875,288	5,582,422	11	12	TOTAL REQUIREMENTS	9	13	5,269,195	-	-	12		
13	3,355,938	3,371,565	-	13	CONTRIBUTION TO/(FROM) FUND			-	-	-	13			
Tab 20					Tab 20	FUND 203 - Community Corrections - Justice Reinvestment Grant						Tab 20		
15	336,805	336,805	336,805	15	203-422.20-351.14-000-00	State-Justice Reinvest Grant		420,903	-	-	15			
16	125,766	212,776	-	16	203-422.20-399.04-000-00	Beg Balance-Restricted		153,089	-	-	16			
17	462,570	549,581	336,805	17	TOTAL RESOURCES		10	573,992	-	-	17			
18	-	-	-	0.00	18	203-422.20-490.00-120-00	Sal-Dept Head	0.00	-	-	18			
19	117,832	95,902	111,003	1.50	19	203-422.20-490.00-130-00	Sal-Regular	1.50	94,336	-	19			
20	21	1,902	-	20	203-422.20-490.00-150-00	Sal-Overtime		-	-	-	20			
21	40,834	34,361	34,946	21	203-422.20-490.00-210-00	Ben-Insurance Benefits		36,557	-	-	21			
22	9,111	7,406	8,492	22	203-422.20-490.00-220-00	Ben-FICA Tax		7,217	-	-	22			
23	20,211	15,665	19,814	23	203-422.20-490.00-230-00	Ben-PERS ER		16,839	-	-	23			
24	7,205	5,863	6,660	24	203-422.20-490.00-231-00	Ben-PERS EE 6%		5,660	-	-	24			
25	8,484	-	-	25	203-422.20-490.00-232-00	Ben-PERS Bond		-	-	-	25			
26	(3,880)	-	(1,010)	26	203-422.20-490.00-233-00	Ben-PERS 822		(858)	-	-	26			
27	807	669	900	27	203-422.20-490.00-260-00	Ben-W/ Comp		888	-	-	27			
28	31	25	34	28	203-422.20-490.00-261-00	Ben-WBF		34	-	-	28			
29	-	178	444	29	203-422.20-490.00-262-00	Ben-PLO		377	-	-	29			
30	300	207	55	30	203-422.20-490.00-270-00	Ben-Unemployment Insurance		47	-	-	30			
31	200,956	162,178	181,338	1.50	31	TOTAL PERSONAL SERVICES	1	1.50	161,097	-	31			
32	39,656	79,311	79,312	32	203-422.20-490.00-300-00	Professional Fees		28,567	-	-	32			
33	7,882	4,000	32,606	33	203-422.20-490.00-305-28	Prof Fees-Contracted Service		12,500	-	-	33			
34	725	6,463	5,000	34	203-422.20-490.00-320-00	Conferences & Training		27,220	-	-	34			
35	18	384	-	35	203-422.20-490.00-508-30	Incentives		-	-	-	35			
36	417	-	-	36	203-422.20-490.00-586-10	Grant Refunds		2,500	-	-	36			
37	142	1,069	3,500	37	203-422.20-490.00-587-00	Client Program Supplies		32,926	-	-	37			
38	-	28,162	28,000	38	203-422.20-490.00-600-00	IGS-Admin Allocation		28,000	-	-	38			
39	48,838	119,390	148,418	39	TOTAL MATERIALS & SERVICES		2	131,713	-	-	39			
40	-	6,509	7,049	40	203-422.20-490.00-820-60	Trans Out-F100 PERS Dbt Svc		5,990	-	-	8			
41	-	6,509	7,049	0.00	41	TOTAL TRANSFERS OUT	5	5,990	-	-	9			
42	-	-	-	42	203-422.20-490.00-900-00			275,192	-	-	42			
43	-	-	-	43	RESERVE FOR FUTURE EXPENSE		8	275,192	-	-	43			
44	249,794	288,077	336,805	1.50	44	TOTAL REQUIREMENTS	9	1.50	573,992	-	44			
45	212,776	261,504	-	45	CONTRIBUTION TO/(FROM) FUND			-	-	-	45			

L I N E #	HISTORICAL DATA			FTE 2023/2024	L I N E # T	RESOURCE/REQUIREMENT DESCRIPTION PROPOSED	FTE 2024/2025	Budget for next Year 2024-2025			L I N E #		
	Actual		5					2024/2025 Proposed by Budget Officer	2024/2025 Approved by Budget Committee	2024/2025 Adopted by Governing Body			
	Second Preceding Year 06/30/22	First Preceding Year 06/30/23	Adopted Budget This Year 06/30/24										
Tab 20					Tab 20	FUND 203 - Community Corrections - Justice Reinvestment Grant-Supplemental					Tab 20		
1	447,418	447,418	434,078		1	203-422.30-351.14-000-00	State-Justice Reinvestment Gra		504,257	-	-	1	
2	141,581	223,699	-		2	203-422.30-399.04-000-00	Beg Balance-Restricted		-	-	-	2	
3	588,999	671,118	434,078		3	TOTAL RESOURCES		10	504,257	-	-	3	
4	185,030	254,746	268,389	2.00	4	203-422.30-490.00-130-00	Sal-Regular	2.00	204,662	-	-	4	
5	19,748	20,393	-		5	203-422.30-490.00-150-00	Sal-Overtime		-	-	-	5	
6	51,095	56,780	55,953		6	203-422.30-490.00-210-00	Ben-Insurance Benefits		38,589	-	-	6	
7	15,909	20,872	20,532		7	203-422.30-490.00-220-00	Ben-FICA Tax		15,657	-	-	7	
8	33,256	48,987	54,812		8	203-422.30-490.00-230-00	Ben-PERS ER		46,335	-	-	8	
9	10,863	15,884	16,103		9	203-422.30-490.00-231-00	Ben-PERS EE 6%		12,280	-	-	9	
10	13,054	-	-		10	203-422.30-490.00-232-00	Ben-PERS Bond		-	-	-	10	
11	(5,676)	-	(2,759)		11	203-422.30-490.00-233-00	Ben-PERS 822		(2,313)	-	-	11	
12	1,796	2,221	2,734		12	203-422.30-490.00-260-00	Ben-W/ Comp		1,333	-	-	12	
13	47	56	63		13	203-422.30-490.00-261-00	Ben-WBF		42	-	-	13	
14	-	549	1,074		14	203-422.30-490.00-262-00	Ben-PLO		813	-	-	14	
15	521	546	134		15	203-422.30-490.00-270-00	Ben-Unemployment Insurance		102	-	-	15	
16	325,643	421,036	417,035	2.00	16	TOTAL PERSONAL SERVICES		1	2.00	317,500	-	-	16
17	39,656	-	-		17	203-422.30-490.00-300-00	Professional Fees		22,272	-	-	17	
18	1	-	-		18	203-422.30-490.00-586-10	Grant Refunds		-	-	-	18	
19	39,657	-	-		19	TOTAL MATERIALS & SERVICES		2	22,272	-	-	19	
20	-	17,866	17,043		20	203-422.30-490.00-820-60	Trans Out-F100 PERS Dbt Svc		12,996	-	-	8	
21	-	17,866	17,043	0.00	21	TOTAL TRANSFERS OUT		5	12,996	-	-	9	
10	-	-	-		10	203-422.30-490.00-900-00			151,489	-	-	10	
11	-	-	-		11	RESERVE FOR FUTURE EXPENSE		8	151,489	-	-	11	
20	365,300	438,902	434,078	2.00	20	TOTAL REQUIREMENTS		9	2.00	504,257	-	-	20
21	223,699	232,216	-		21	CONTRIBUTION TO/(FROM) FUND			-	-	-	21	
Tab 20					Tab 20	FUND 203 - Community Corrections - JRI Capacity Grant						Tab 20	
22	-	35,000	-		22	203-422.35-351.14-010-00	State-JRI Capacity Grant		-	-	-	22	
23	-	35,000	-		23	TOTAL RESOURCES		10	-	-	-	23	
24	-	-	-		24	203-422.35-490.00-35-28			-	-	-	24	
25	-	-	-	0.0000	25	TOTAL MATERIALS & SERVICES		2	-	-	-	25	
26	-	-	-	0.0000	26	TOTAL REQUIREMENTS		9	-	-	-	26	
27	-	35,000	-		27	CONTRIBUTION TO/(FROM) FUND			-	-	-	27	
Tab 20					Tab 20	FUND 203 - Community Corrections - M57 Funds						Tab 20	
29	80,291	80,291	80,291		29	203-422.50-351.16-000-00	State-CommCorr M57 Suppl		79,949	-	-	29	
30	30,002	49,054	-		30	203-422.50-399.04-000-00	Beg Balance-Restricted		40,198	-	-	30	
31	110,293	129,345	80,291		31	TOTAL RESOURCES		10	120,147	-	-	31	
32	37,565	34,825	40,173	0.45	32	203-422.50-490.00-130-00	Sal-Regular	0.45	44,998	-	-	32	
33	57	589	-		33	203-422.50-490.00-150-00	Sal-Overtime		-	-	-	33	
34	8,780	6,389	8,900		34	203-422.50-490.00-210-00	Ben-Insurance Benefits		10,442	-	-	34	
35	2,876	2,667	3,073		35	203-422.50-490.00-220-00	Ben-FICA Tax		3,442	-	-	35	
36	7,671	6,606	7,942		36	203-422.50-490.00-230-00	Ben-PERS ER		10,188	-	-	36	
37	2,257	2,088	2,410		37	203-422.50-490.00-231-00	Ben-PERS EE 6%		2,700	-	-	37	
38	2,711	-	-		38	203-422.50-490.00-232-00	Ben-PERS Bond		-	-	-	38	
39	(1,132)	-	(401)		39	203-422.50-490.00-233-00	Ben-PERS 822		(508)	-	-	39	
40	352	441	513		40	203-422.50-490.00-260-00	Ben-W/ Comp		574	-	-	40	

L I N E #	HISTORICAL DATA			FTE 2023/2024	L I N E # T	RESOURCE/REQUIREMENT DESCRIPTION PROPOSED	FTE 2024/2025	Budget for next Year 2024-2025			L I N E #
	Actual		5								
	Second Preceding Year 06/30/22	First Preceding Year 06/30/23	Adopted Budget This Year 06/30/24					2024/2025 Proposed by Budget Officer	2024/2025 Approved by Budget Committee	2024/2025 Adopted by Governing Body	
	Account Number	Account Description									
1	8	7	10	1	203-422.50-490.00-261-00	Ben-WBF	9	-	-	1	
2	-	62	161	2	203-422.50-490.00-262-00	Ben-PLO	180	-	-	2	
3	94	75	21	3	203-422.50-490.00-270-00	Ben-Unemployment Insurance	23	-	-	3	
4	61,239	53,749	62,802	0.45	4	TOTAL PERSONAL SERVICES	1	0.45	72,048	-	4
5	-	-	-	5	203-422.50-490.00-300-00	Professional Fees	24,139	-	-	5	
6	-	-	4,000	6	203-422.50-490.00-305-28	Prof Fees-Contracted Service	-	-	-	6	
7	-	-	-	7	203-422.50-490.00-320-00	Conferences & Training	-	-	-	7	
8	-	-	10,938	8	203-422.50-490.00-587-00	Client Program Supplies	21,103	-	-	8	
9	-	-	14,938	9	9	TOTAL MATERIALS & SERVICES	2	-	45,242	-	9
10	-	2,297	2,551	10	203-422.50-490.00-820-60	Trans Out-F100 PERS Dbt Svc	2,857	-	-	8	
11	-	2,297	2,551	0.00	11	TOTAL TRANSFERS OUT	5	-	2,857	-	9
10	61,239	56,046	80,291	0.45	10	TOTAL REQUIREMENTS	9	0.45	120,147	-	10
11	49,054	73,299	-	-	11	CONTRIBUTION TO/(FROM) FUND	-	-	-	-	11
Tab 20	Tab 20 FUND 203 - Community Corrections - Family Sentencing Alternative Pilot Program (FSAPP)										Tab 20
13	58,958	117,916	88,437	13	203-422.51-351.17-000-00	State-CommCorr FSAPP	126,018	-	-	13	
14	-	15,218	35,000	14	203-422.51-399.04-000-00	Beg Balance-Restricted	105,069	-	-	14	
15	58,958	133,134	123,437	15	15	TOTAL RESOURCES	10	-	231,087	-	15
16	27,523	59,326	62,727	0.75	16	203-422.51-490.00-130-00	Sal-Regular	0.75	53,473	-	16
17	73	763	-	17	203-422.51-490.00-150-00	Sal-Overtime	-	-	-	17	
18	5,375	10,535	10,701	18	203-422.51-490.00-210-00	Ben-Insurance Benefits	12,022	-	-	18	
19	2,108	4,491	4,799	19	203-422.51-490.00-220-00	Ben-FICA Tax	4,091	-	-	19	
20	5,180	11,202	13,123	20	203-422.51-490.00-230-00	Ben-PERS ER	10,975	-	-	20	
21	1,656	3,577	3,764	21	203-422.51-490.00-231-00	Ben-PERS EE 6%	3,208	-	-	21	
22	2,177	-	-	22	203-422.51-490.00-232-00	Ben-PERS Bond	-	-	-	22	
23	(858)	-	(659)	23	203-422.51-490.00-233-00	Ben-PERS 822	(552)	-	-	23	
24	430	874	1,190	24	203-422.51-490.00-260-00	Ben-W/ Comp	1,013	-	-	24	
25	8	13	17	25	203-422.51-490.00-261-00	Ben-WBF	16	-	-	25	
26	-	122	251	26	203-422.51-490.00-262-00	Ben-PLO	214	-	-	26	
27	69	119	31	27	203-422.51-490.00-270-00	Ben-Unemployment Insurance	27	-	-	27	
28	43,740	91,023	95,944	0.75	28	TOTAL PERSONAL SERVICES	1	0.75	84,487	-	28
29	-	-	-	29	203-422.51-490.00-300-00	Professional Fees	112,740	-	-	29	
30	-	-	23,510	30	203-422.51-490.00-305-28	Prof Fees-Contracted Service	-	-	-	30	
31	-	2,053	-	31	203-422.51-490.00-320-00	Conferences & Training	-	-	-	31	
31	-	-	-	31	203-422.51-490.00-508-31	Discretionary Client Supplies	17,119	-	-	31	
32	-	3,860	-	32	203-422.51-490.00-587-00	Client Program Supplies	13,345	-	-	32	
33	-	5,913	23,510	33	33	TOTAL MATERIALS & SERVICES	2	-	143,204	-	33
34	-	4,029	3,983	34	203-422.51-490.00-820-60	Trans Out-F100 PERS Dbt Svc	3,396	-	-	8	
35	-	4,029	3,983	0.00	35	TOTAL TRANSFERS OUT	5	-	3,396	-	9
36	43,740	100,965	123,437	0.75	36	TOTAL REQUIREMENTS	9	0.75	231,087	-	36
37	15,218	32,169	-	-	37	CONTRIBUTION TO/(FROM) FUND	-	-	-	-	37
Tab 20	Tab 20 FUND 203 - Community Corrections - Transition Funds										Tab 20
38	-	250	10,000	38	203-422.53-351.19-000-00	State-CommCorr Transition	10,000	-	-	38	
39	-	250	10,000	39	39	TOTAL RESOURCES	10	-	10,000	-	39
40	-	4,074	10,000	0.0000	40	203-422.53-490.00-587-00	Client Program Supplies	0.0000	10,000	-	40
41	-	4,074	10,000	0.0000	41	41	TOTAL MATERIALS & SERVICES	2	-	10,000	41
42	-	4,074	10,000	0.0000	42	42	TOTAL REQUIREMENTS	9	-	10,000	42
43	-	(3,824)	-	-	43	43	CONTRIBUTION TO/(FROM) FUND	-	-	-	43

L I N E #	HISTORICAL DATA			FTE 2023/2024	L I N E # T	RESOURCE/REQUIREMENT DESCRIPTION PROPOSED	Account Number	Account Description	FTE 2024/2025	Budget for next Year 2024-2025			L I N E #
	Actual		5							2024/2025 Proposed by Budget Officer	2024/2025 Approved by Budget Committee	2024/2025 Adopted by Governing Body	
	Second Preceding Year 06/30/22	First Preceding Year 06/30/23	Adopted Budget This Year 06/30/24										

Tab 20	Tab 20				FUND 203 SUMMARIES				Tab 20	
1	6,249,833	6,765,280	6,567,033		1	TOTAL FUND 203 RESOURCES	6,708,678	-	-	1
2	2,393,148	2,763,352	6,567,033	16.15	2	TOTAL FUND 203 REQUIREMENTS	18.10	6,708,678	-	2
3	3,856,685	4,001,929	-		3	TOTAL CONTRIBUTION TO/(FROM) FUND	-	-	-	3
4					4					4
5					5	Fund 203 Summary				5
6	1,993,369	1,909,079	2,408,419		6	1. Total Personal Services.....	2,469,977	-	-	6
7	385,569	446,790	713,560		7	2. Total Materials and Services.....	852,206	-	-	7
8	7,530	82,409	660,000		8	3. Total Capital Outlay.....	58,337	-	-	8
9	6,680	6,680	6,680		9	4. Total Debt Service.....	6,680	-	-	9
10	240,000	318,394	336,389		10	5. Total Transfers.....	336,767	-	-	10
11	-	-	2,441,985		11	6. Total Contingencies.....	852,328	-	-	11
12	-	-	-		12	7. Total Special Payments.....	-	-	-	12
13	-	-	-		13	8. Total Unappropriated / Reserved for Future Expenditure.	2,132,383	-	-	13
14	2,393,148	2,763,352	6,567,033		14	9. Total Requirements.....	6,708,678	-	-	14
15					15					15
16	6,249,833	6,765,280	6,567,033		16	10. Total Resources Except Property Taxes.....	6,708,678	-	-	16
17	-	-	-		17	11. Property Taxes Estimated to Be Received.....	-	-	-	17
18	6,249,833	6,765,280	6,567,033		18	12. Total Resources (add lines 10 and 11).....	6,708,678	-	-	18
19	3,856,685	4,001,929	-		19		-	-	-	19

L I N E #	HISTORICAL DATA			FTE 2023/2024	L I N E #	RESOURCE/REQUIREMENT DESCRIPTION PROPOSED	FTE 2024/2025	Budget for next Year 2024-2025			L I N E #
	Actual		5					2024/2025			
	Second Preceding Year 06/30/22	First Preceding Year 06/30/23	Adopted Budget This Year 06/30/24					2024/2025 Proposed by Budget Officer	2024/2025 Approved by Budget Committee	2024/2025 Adopted by Governing Body	
	Account Number	Account Description									
Tab 21					Tab 21	FUND 204 - Fair Grounds					Tab 21
1	1,305	730	2,000		1	204-430.00-315.02-000-00 Fees-Overnight Camping		800	-	-	1
2	816	682	800		2	204-430.00-316.25-000-00 Fees-ATM Service Fee		700	-	-	2
3	-	-	15,000		3	204-430.00-318.75-000-00 Fees-Rental Space Cleaning		-	-	-	3
4	83	1,000	-		4	204-430.00-320.10-000-00 Misc Reimb-Sales Tax		-	-	-	4
5	-	-	-		5	204-430.00-322.00-000-00 Misc Revenue		-	-	-	5
6	11,255	18,993	33,000		6	204-430.00-323.00-000-00 Deposits		22,000	-	-	6
7	49	11	-		7	204-430.00-323.60-000-00 Restitution		-	-	-	7
8	-	-	500		8	204-430.00-324.00-000-00 Sale of Surplus Assets		-	-	-	8
9	11,000	15,445	16,000		9	204-430.00-325.10-000-00 Leases-Fair Track		18,000	-	-	9
10	2,052	3,403	3,000		10	204-430.00-325.20-000-00 Rentals-Storage Units		1,800	-	-	10
11	63,850	73,345	88,000		11	204-430.00-325.21-000-00 Rentals-Facilities		80,000	-	-	11
12	1,458	784	500		12	204-430.00-329.00-000-00 Donations		10,000	-	-	12
13	108	3,314	1,500		13	204-430.00-330.00-000-00 Interest Allocations		1,000	-	-	13
14	53,167	53,167	53,167		14	204-430.00-340.11-000-00 State-Lottery Apportionment		53,167	-	-	14
15	-	-	-		15	204-430.00-370.00-202-00 IGS-Fund 202 Parks		-	-	-	15
16	70,000	-	100,000		16	204-430.00-375.00-214-00 Trans In-Fund 214 Econ Dev		50,000	-	-	16
17	(29,564)	27,172	-		17	204-430.00-399.04-000-00 Beg Balance-Restricted		103,816	-	-	17
18	185,579	198,043	313,467		18	TOTAL RESOURCES	10	341,283	-	-	18
19	9,322	38,970	30,264	0.50	19	204-430.00-490.00-130-00 Sal-Regular	0.00	-	-	-	19
20	108	-	-		20	204-430.00-490.00-150-00 Sal-Overtime	0.00	-	-	-	20
21	3,301	12,650	12,832		21	204-430.00-490.00-210-00 Ben-Insur Benefits		-	-	-	21
22	400	1,698	2,315		22	204-430.00-490.00-220-00 Ben-FICA Tax		-	-	-	22
23	1,512	6,247	5,402		23	204-430.00-490.00-230-00 Ben-PERS ER		-	-	-	23
24	566	2,338	1,816		24	204-430.00-490.00-231-00 Ben-PERS EE 6%		-	-	-	24
25	873	-	-		25	204-430.00-490.00-232-00 Ben-PERS Bond		-	-	-	25
26	(309)	-	(275)		26	204-430.00-490.00-233-00 Ben-PERS 822		-	-	-	26
27	128	638	541		27	204-430.00-490.00-260-00 Ben-W/ Comp		-	-	-	27
28	3	11	6		28	204-430.00-490.00-261-00 Ben-WBF		-	-	-	28
29	-	44	121		29	204-430.00-490.00-262-00 Ben-PLO		-	-	-	29
30	24	78	15		30	204-430.00-490.00-270-00 Ben-Unemploy Insurance		-	-	-	30
31	15,928	62,674	53,037	0.50	31	TOTAL PERSONAL SERVICES	1	0.00	-	-	31
32	117,749	76,053	40,824		32	204-430.00-490.00-302-00 Prof Fees-Temp Services		70,000	-	-	32
33	4,855	3,765	13,000		33	204-430.00-490.00-304-00 Prof Fees-Janitorial		11,500	-	-	33
34	19,597	23,394	25,000		34	204-430.00-490.00-310-00 Prop/Liab Insurance		32,500	-	-	34
35	2,280	2,440	2,440		35	204-430.00-490.00-315-00 Membership Dues		3,100	-	-	35
36	1,607	3,638	5,000		36	204-430.00-490.00-320-00 Conferences & Training		6,200	-	-	36
37	712	999	500		37	204-430.00-490.00-321-00 Travel-Mileage		500	-	-	37
38	1,425	1,710	1,200		38	204-430.00-490.00-410-62 Copier Lease		1,500	-	-	38
39	2,799	2,813	2,800		39	204-430.00-490.00-411-00 Util-Telephone		3,000	-	-	39

L I N E #	HISTORICAL DATA			FTE 2023/2024	L I N E #	RESOURCE/REQUIREMENT DESCRIPTION PROPOSED	FTE 2024/2025	Budget for next Year 2024-2025			L I N E #	
	Actual		5					2024/2025				
	Second Preceding Year	First Preceding Year	Adopted Budget This Year					2024/2025 Proposed by Budget Officer	2024/2025 Approved by Budget Committee	2024/2025 Adopted by Governing Body		
	06/30/22	06/30/23	06/30/24									
1	372	834	1,200	1	204-430.00-490.00-412-00	Util-Cell Phone		600	-	-	1	
2	15,075	14,104	15,000	2	204-430.00-490.00-413-00	Util-Electricity		16,500	-	-	2	
3	10,244	12,435	8,200	3	204-430.00-490.00-414-00	Util-Natural Gas		8,500	-	-	3	
4	1,895	1,057	8,000	4	204-430.00-490.00-415-00	Util-Water/Sewer		6,000	-	-	4	
5	5,347	3,826	5,500	5	204-430.00-490.00-416-00	Util-Garbage		6,000	-	-	5	
6	1,292	1,413	2,000	6	204-430.00-490.00-450-00	Repairs & Maint-Copier		2,000	-	-	6	
7	2,368	5,400	4,000	7	204-430.00-490.00-451-50	Maint-Software		4,000	-	-	7	
8	-	1,173	7,500	8	204-430.00-490.00-452-00	Repairs & Maint-Equipment		7,500	-	-	8	
9	32,431	44,350	35,000	9	204-430.00-490.00-455-00	Repairs & Maint-Bldg		64,500	-	-	9	
10	2,427	1,941	1,500	10	204-430.00-490.00-500-00	Office Supplies		1,500	-	-	10	
11	43	322	300	11	204-430.00-490.00-501-00	Postage		500	-	-	11	
12	3,730	2,325	6,500	12	204-430.00-490.00-507-00	Janitorial Supplies		5,500	-	-	12	
13	62	237	-	13	204-430.00-490.00-510-00	Advertising-Legal		100	-	-	13	
14	4,804	306	4,500	14	204-430.00-490.00-511-00	Advertising-Promotion		4,500	-	-	14	
15	420	11,983	6,000	15	204-430.00-490.00-515-00	Non-Capital Equipment		6,000	-	-	15	
16	4,381	3,460	4,000	16	204-430.00-490.00-550-00	Vehicle-Fuel		4,100	-	-	16	
17	15,492	8,844	5,000	17	204-430.00-490.00-551-00	Vehicle-Repairs & Maint		6,300	-	-	17	
18	56	191	-	18	204-430.00-490.00-580-00	Employee Recognition		-	-	-	18	
19	13,950	14,102	30,000	19	204-430.00-490.00-586-00	Refunds		22,000	-	-	19	
20	35,221	39,858	52,299	20	204-430.00-490.00-600-00	IGS-Admin Allocation		71,585	-	-	20	
21	-	810	1,000	21	204-430.00-490.00-601-00	IGS-Fund 201-Public Works		2,000	-	-	21	
22	135	830	1,000	22	204-430.00-490.00-604-00	IGS-Fund 207-Transfer Station		1,000	-	-	22	
23	300,767	284,612	289,263	23	TOTAL MATERIALS & SERVICES		2	368,985	-	-	23	
24	-	8,461	15,000	24	204-430.00-490.00-720-00	Capital Outlay-Equipment		35,000	-	-	24	
25	47,966	13,174	35,000	25	204-430.00-490.00-750-00	Cap Outlay-Bldg Imprvmnts		37,548	-	-	25	
26	47,966	21,635	50,000	26	TOTAL CAPITAL OUTLAY		3	72,548	-	-	26	
27	-	2,631	1,922	27	204-430.00-490.00-820-60	Trans Out-F100 PERS Dbt Svc		-	-	-	8	
28	-	2,631	1,922	0.00	28	TOTAL TRANSFERS OUT		5	-	-	9	
27	-	-	65,045	27	204-430.00-490.00-880-00	Contingency		85,000	-	-	27	
28	-	-	65,045	28	TOTAL OPERATING CONTINGENCY		6	85,000	-	-	28	
29	364,661	371,551	459,267	0.50	29	TOTAL REQUIREMENTS		9	0.00	526,533	-	29
30	(179,081)	(173,508)	(145,800)	30	CONTRIBUTION TO/(FROM) FUND			(185,250)	-	-	30	
Tab 21				Tab 21	FUND 204 - Fair Operations						Tab 21	
32	191	2,069	2,300	32	204-430.10-315.01-000-00	Fees-Day Use/Events		2,000	-	-	32	
33	4,065	7,355	3,000	33	204-430.10-315.02-000-00	Fees-Overnight Camping		4,500	-	-	33	
34	115,615	167,377	165,000	34	204-430.10-316.35-000-00	Fees-Admissions		160,000	-	-	34	
35	97,459	86,956	70,000	35	204-430.10-316.36-000-00	Fees-Concessions		75,000	-	-	35	
36	30,293	33,385	35,000	36	204-430.10-316.37-000-00	Fees-Parking		35,000	-	-	36	
37	22,059	47,890	45,000	37	204-430.10-316.38-000-00	Fees-Carnival		50,000	-	-	37	
38	-	2,320	2,000	38	204-430.10-316.39-000-00	Fees-Open Horse Show		2,000	-	-	38	
39	1,165	4,304	3,900	39	204-430.10-316.39-010-00	Fees-Jr. Rodeo		3,500	-	-	39	
40	5,366	1,225	-	40	204-430.10-316.39-020-00	Fees-Concerts		-	-	-	40	
41						Lost Fair Revenue Grant (Melissa)		55,000	-	-		
42	94,198	81,220	80,000	42	204-430.10-329.10-000-00	Sponsorships		80,000	-	-	42	
43	48,993	39,704	40,000	43	204-430.10-329.11-000-00	Fundraising		55,000	-	-	43	
44	419,404	473,806	446,200	44	TOTAL RESOURCES		10	522,000	-	-	44	

L I N E #	HISTORICAL DATA				L I N E #	RESOURCE/REQUIREMENT DESCRIPTION PROPOSED	FTE 2024/2025	Budget for next Year 2024-2025			L I N E #			
	Actual		5	FTE 2023/2024				Account Number	Account Description	FTE 2024/2025		2024/2025	2024/2025	2024/2025
	Second	First	Adopted									Proposed	Approved	Adopted by
	Preceding	Preceding	Budget									by Budget	by Budget	Governing
Year	Year	This Year	Officer	Committee	Body									
#	06/30/22	06/30/23	06/30/24	2023/2024	T						#			
1	11,312	27,339	28,000		1	204-430.10-490.00-300-00	Professional Fees		20,000	-	-	1		
2	40,476	26,810	48,120		2	204-430.10-490.00-302-00	Prof Fees-Temp Services		95,000	-	-	2		
3	7,801	9,600	8,000		3	204-430.10-490.00-305-11	Prof Fees-Security		4,500	-	-	3		
4	1,750	2,254	3,400		4	204-430.10-490.00-305-12	Prof Fees-Superintendent Svcs		3,200	-	-	4		
5	3,176	4,714	2,800		5	204-430.10-490.00-305-13	Prof Fees-Judges Services		4,400	-	-	5		
6	18,473	24,260	25,000		6	204-430.10-490.00-305-16	Prof Fees-Fair Attendants		20,000	-	-	6		
7	1,100	258	1,000		7	204-430.10-490.00-321-00	Travel-Mileage		1,000	-	-	7		
8	2,143	3,984	5,800		8	204-430.10-490.00-416-00	Util-Garbage		3,500	-	-	8		
9	82	484	1,000		9	204-430.10-490.00-500-00	Office Supplies		1,000	-	-	9		
10	6,390	8,219	11,000		10	204-430.10-490.00-505-00	Professional Supplies		18,000	-	-	10		
11	5,329	2,562	6,000		11	204-430.10-490.00-511-00	Advertising-Promotion		6,000	-	-	11		
12	35,999	43,810	45,000		12	204-430.10-490.00-560-00	Equipment Rentals		40,000	-	-	12		
13	10,027	16,875	17,000		13	204-430.10-490.00-560-10	Temp Restroom Rentals		17,500	-	-	13		
14	29,700	33,679	38,000		14	204-430.10-490.00-570-01	Entertain-Rodeo		35,550	-	-	14		
15	36,694	49,360	52,180		15	204-430.10-490.00-570-02	Entertain-Other		60,000	-	-	15		
16	-	1,595	1,600		16	204-430.10-490.00-570-03	Entertain-Open Horse Show		1,600	-	-	16		
17	2,700	5,719	6,500		17	204-430.10-490.00-570-04	Entertain-Jr Rodeo		5,500	-	-	17		
18	213,151	261,522	300,400		18		TOTAL MATERIALS & SERVICES	2	336,750	-	-	18		
19	213,151	261,522	300,400	0.00	19		TOTAL REQUIREMENTS	9	0.00	336,750	-	-	19	
20	206,253	212,284	145,800		20		CONTRIBUTION TO/(FROM) FUND		185,250	-	-	20		
Tab 21					Tab 21		FUND 204 - Fair - Rodeo Court					Tab 21		
22	4,561	11,085	8,000		22	204-430.20-322.00-000-00	Misc Revenue - Sponsors		10,000	-	-	22		
23	1,383	4,195	5,000		23	204-430.20-329.00-000-00	Donations		12,000	-	-	23		
24	58	402	-		24	204-430.20-330.00-000-00	Interest Allocations		-	-	-	24		
25	8,829	6,494	2,000		25	204-430.20-399.02-000-00	Beg Balance-Assigned		5,153	-	-	25		
26	14,831	22,175	15,000		26		TOTAL RESOURCES	10	27,153	-	-	26		
27	8,338	10,801	15,000		27	204-430.20-490.00-505-00	Professional Supplies		27,153	-	-	27		
28	8,338	10,801	15,000		28		TOTAL MATERIALS & SERVICES	2	27,153	-	-	28		
29	8,338	10,801	15,000	0.00	29		TOTAL REQUIREMENTS	9	0.00	27,153	-	-	29	
30	6,494	11,374	-		30		CONTRIBUTION TO/(FROM) FUND		-	-	-	30		

L I N E #	HISTORICAL DATA			FTE 2023/2024	L I N E #	RESOURCE/REQUIREMENT DESCRIPTION PROPOSED	FTE 2024/2025	Budget for next Year 2024-2025			L I N E #
	Actual		5					2024/2025	2024/2025	2024/2025	
	Second Preceding Year 06/30/22	First Preceding Year 06/30/23	Adopted Budget This Year 06/30/24					Proposed by Budget Officer	Approved by Budget Committee	Adopted by Governing Body	

Tab 21	Tab 21				FUND 204 SUMMARIES				Tab 21
1					1				1
2	619,815	694,024	774,667		2	TOTAL FUND 204 RESOURCES	890,436	-	2
3	586,150	643,874	774,667	0.50	3	TOTAL FUND 204 REQUIREMENTS	0.00	890,436	3
4	33,665	50,150	-		4	TOTAL CONTRIBUTION TO/(FROM) FUND	-	-	4
5					5				5
6					6	Fund 204 Summary			6
7	15,928	62,674	53,037		7	1. Total Personal Services.....	-	-	7
8	522,256	556,935	604,663		8	2. Total Materials and Services.....	732,888	-	8
9	47,966	21,635	50,000		9	3. Total Capital Outlay.....	72,548	-	9
10	-	-	-		10	4. Total Debt Service.....	-	-	10
11	-	2,631	1,922		11	5. Total Transfers.....	-	-	11
12	-	-	65,045		12	6. Total Contingencies.....	85,000	-	12
13	-	-	-		13	7. Total Special Payments.....	-	-	13
14	-	-	-		14	8. Total Unappropriated / Reserved for Future Expenditure.	-	-	14
15	586,150	643,874	774,667		15	9. Total Requirements.....	890,436	-	15
16					16				16
17	619,815	694,024	774,667		17	10. Total Resources Except Property Taxes.....	890,436	-	17
18	-	-	-		18	11. Property Taxes Estimated to Be Received.....	-	-	18
19	619,815	694,024	774,667		19	12. Total Resources (add lines 10 and 11).....	890,436	-	19
20	33,665	50,150	-		20		-	-	20

L I N E #	HISTORICAL DATA			FTE 2023/2024	L I N E # T	RESOURCE/REQUIREMENT DESCRIPTION PROPOSED	FTE 2024/2025	Budget for next Year 2024-2025			L I N E #
	Actual		5					2024/2025 Proposed by Budget Officer	2024/2025 Approved by Budget Committee	2024/2025 Adopted by Governing Body	
	Second Preceding Year	First Preceding Year	Adopted Budget This Year								
	06/30/22	06/30/23	06/30/24								
FUND 207 - Solid Waste Transfer Station											
1	158,971	175,151	120,000	1	207-425.00-318.00-000-00			130,000	-	-	1
2	221,908	257,977	220,000	2	207-425.00-318.10-000-00			220,000	-	-	2
3	1,061,399	1,098,705	900,000	3	207-425.00-318.15-000-00			900,000	-	-	3
4	2,622,160	2,712,140	2,500,000	4	207-425.00-318.20-000-00			2,500,000	-	-	4
5	-	1,485	-	5	207-425.00-318.21-000-00			-	-	-	5
6	1,071	73	-	6	207-425.00-318.25-000-00			-	-	-	6
7	-	-	-	7	207-425.00-322.00-000-00			-	-	-	7
8	179	(169)	-	8	207-425.00-323.50-000-00			-	-	-	8
9	-	-	-	9	207-425.00-323.99-000-00			-	-	-	9
10	42,000	42,000	42,000	10	207-425.00-325.15-000-00			42,000	-	-	10
11	26,137	132,785	40,000	11	207-425.00-330.00-000-00			200,000	-	-	11
12	4,827	-	-	12	207-425.00-355.79-000-00			-	-	-	12
13	472	84	-	13	207-425.00-370.00-202-00			-	-	-	13
14	135	830	-	14	207-425.00-370.00-204-00			-	-	-	14
15	5,025	6,555	3,000	15	207-425.00-370.00-207-50			3,000	-	-	15
16	534	140	-	16	207-425.00-370.00-220-00			-	-	-	16
17	-	252	-	17	207-425.00-373.00-100-58			-	-	-	17
18	168	-	-	18	207-425.00-373.00-208-11			-	-	-	18
19	3,478,885	3,947,954	4,000,000	19	207-425.00-399.02-000-00			5,452,525	-	-	19
20	-	-	-	20	207-425.00-399.05-000-00			-	-	-	20
21	7,623,870	8,375,961	7,825,000	21	TOTAL RESOURCES	10		9,447,525	-	-	21
22	25,773	28,242	30,539	0.20	207-425.00-490.00-120-00		0.20	32,867	-	-	22
23	106,520	90,557	82,256	1.23	207-425.00-490.00-130-00		1.15	87,714	-	-	23
24	5,788	6,741	8,000		207-425.00-490.00-150-00			7,000	-	-	24
25	27,425	19,296	17,836		207-425.00-490.00-210-00			18,725	-	-	25
26	10,485	9,427	9,241		207-425.00-490.00-220-00			9,760	-	-	26
27	22,170	15,429	11,902		207-425.00-490.00-230-00			23,930	-	-	27
28	7,892	4,967	3,639		207-425.00-490.00-231-00			7,655	-	-	28
29	9,457	-	-		207-425.00-490.00-232-00			-	-	-	29
30	(3,677)	-	(451)		207-425.00-490.00-233-00			(1,053)	-	-	30
31	1,157	1,169	1,701		207-425.00-490.00-260-00			1,815	-	-	31
32	33	29	31		207-425.00-490.00-261-00			28	-	-	32
33	-	233	483		207-425.00-490.00-262-00			510	-	-	33
34	346	257	60		207-425.00-490.00-270-00			64	-	-	34
35	213,369	176,346	165,237	1.43	TOTAL PERSONAL SERVICES	1	1.35	189,015	-	-	35
36	-	-	-		207-425.00-490.00-300-00			-	-	-	36
37	500	500	500		207-425.00-490.00-303-00			500	-	-	37
38	24,402	-	-		207-425.00-490.00-305-00			1,750,000	-	-	38
39	-	-	-		207-425.00-490.00-305-27			-	-	-	39

L I N E #	HISTORICAL DATA			FTE 2023/2024	L I N E # T	RESOURCE/REQUIREMENT DESCRIPTION PROPOSED	FTE 2024/2025	Budget for next Year 2024-2025			L I N E #		
	Actual		5					2024-2025					
	Second Preceding Year	First Preceding Year	Adopted Budget This Year					2024/2025 Proposed by Budget Officer	2024/2025 Approved by Budget Committee	2024/2025 Adopted by Governing Body			
	06/30/22	06/30/23	06/30/24					2023/2024	2024/2025	Officer		Committee	Body
1	1,574,765	1,656,931	1,600,000	1	207-425.00-490.00-305-28	Prof Fees-Contracted Service							1
2	709,418	723,606	750,000	2	207-425.00-490.00-305-29	Prof Fees-CntrctOps-TransStatn			750,000	-	-	-	2
3	104,596	112,098	120,000	3	207-425.00-490.00-305-30	Prof Fees-Contract Ops-HHW			120,000	-	-	-	3
4	8,970	12,502	20,000	4	207-425.00-490.00-310-00	Prop/Liab Insurance			10,000	-	-	-	4
5	745	1,186	200	5	207-425.00-490.00-315-00	Membership Dues			1,000	-	-	-	5
6	1,108	67	2,000	6	207-425.00-490.00-320-00	Conferences & Training			3,000	-	-	-	6
7	-	-	-	7	207-425.00-490.00-321-00	Travel-Mileage			-	-	-	-	7
8	2,943	3,174	3,000	8	207-425.00-490.00-411-00	Util-Telephone			3,200	-	-	-	8
9	502	509	500	9	207-425.00-490.00-412-00	Util-Cell Phone			500	-	-	-	9
10	506	1,143	-	10	207-425.00-490.00-416-00	Util-Garbage			2,000	-	-	-	10
11	6,010	6,891	6,000	11	207-425.00-490.00-451-50	Maint-Software			6,500	-	-	-	11
12	3,488	15,652	5,000	12	207-425.00-490.00-455-00	Repairs & Maint-Bldg			10,000	-	-	-	12
13	508	719	1,000	13	207-425.00-490.00-500-00	Office Supplies			1,100	-	-	-	13
14	1,726	1,373	1,000	14	207-425.00-490.00-510-00	Advertising-Legal			-	-	-	-	14
15	1,930	3,393	2,000	15	207-425.00-490.00-511-00	Advertising-Promotion			3,000	-	-	-	15
16	2,273	1,417	1,000	16	207-425.00-490.00-515-00	Non-Capital Equipment			1,000	-	-	-	16
17	3,955	9,119	5,000	17	207-425.00-490.00-517-00	Field Supplies			8,000	-	-	-	17
18	63	141	200	18	207-425.00-490.00-550-00	Vehicle-Fuel			200	-	-	-	18
19	-	94	500	19	207-425.00-490.00-551-00	Vehicle-Repairs & Maint			500	-	-	-	19
20	-	-	-	20	207-425.00-490.00-595-03	Other-Solid Waste Abatement			-	-	-	-	20
21	595	790	800	21	207-425.00-490.00-595-04	Other-Recycl/Solid Waste Prog			1,000	-	-	-	21
22	198,289	264,266	311,689	22	207-425.00-490.00-600-00	IGS-Admin Allocation			329,243	-	-	-	22
23	1,500	-	-	23	207-425.00-490.00-603-00	IGS-Fund 203 Work Crews			-	-	-	-	23
24	2,648,793	2,815,571	2,830,389	24	<i>TOTAL MATERIALS & SERVICES</i>		2		3,000,743	-	-	-	24
25	-	-	-	25	207-425.00-490.00-710-00	Capital Outlay-Software			-	-	-	-	25
26	-	10,957	-	26	207-425.00-490.00-720-00	Capital Outlay-Equipment			-	-	-	-	26
27	-	-	-	27	207-425.00-490.00-730-00	Capital Outlay-Vehicles			70,000	-	-	-	27
28	466,175	27,843	300,000	28	207-425.00-490.00-740-00	Capital Outlay-Bldg Improvemen			364,384	-	-	-	28
29	466,175	38,800	300,000	29	<i>TOTAL CAPITAL OUTLAY</i>		3		434,384	-	-	-	29
30	323,660	323,660	725,700	30	207-425.00-490.00-805-00	Debt Service-SPWF			-	-	-	-	30
31	323,660	323,660	725,700	31	<i>TOTAL DEBT SERVICE</i>		4		-	-	-	-	31
32	-	5,183	3,851	32	207-425.00-490.00-820-60	Trans Out-F100 PERS Dbt Svc			8,101	-	-	-	8
33	-	5,183	3,851	0.00	33	<i>TOTAL TRANSFERS OUT</i>		5	8,101	-	-	-	9
34	-	-	2,711,905	34	207-425.00-490.00-880-00	Contingency			1,250,000	-	-	-	34
35	-	-	2,711,905	35	<i>TOTAL CONTINGENCY</i>		6		1,250,000	-	-	-	35
36	-	-	500,000	36	207-425.00-490.00-901-00	Reserve for Future-Equipment			2,100,000	-	-	-	36
37	-	-	500,000	37	207-425.00-490.00-902-00	Reserve for Future-Facility			2,358,593	-	-	-	37
38	-	-	1,000,000	38	<i>Total Reserves</i>		8		4,458,593	-	-	-	38
39	3,651,998	3,359,560	7,737,082	1.43	39	TOTAL REQUIREMENTS		9	1.35	9,340,836	-	-	39
40	3,971,872	5,016,401	87,918	40	CONTRIBUTION TO/(FROM) FUND				106,689	-	-	-	40

L I N E #	HISTORICAL DATA			FTE 2023/2024	L I N E # T	RESOURCE/REQUIREMENT DESCRIPTION PROPOSED	FTE 2024/2025	Budget for next Year 2024-2025			L I N E #
	Actual		5					2024/2025 Proposed by Budget Officer	2024/2025 Approved by Budget Committee	2024/2025 Adopted by Governing Body	
	Second Preceding Year 06/30/22	First Preceding Year 06/30/23	Adopted Budget This Year 06/30/24								
	Account Number	Account Description									
FUND 207 - Transfer Station Dumpstoppers Program											
1	-	-	-	1	207-425.10-329.00-000-00	Donations		-	-	-	
2	-	-	-	2	TOTAL RESOURCES		10	-	-	-	
3	-	31,381	33,837	0.50	3	207-425.10-490.00-130-00	Sal-Regular	0.50	34,755	-	
4	-	1,920	-		4	207-425.10-490.00-150-00	Sal-Overtime		-	-	
5	-	5,341	5,281		5	207-425.10-490.00-210-00	Ben-Insur Benefits		5,906	-	
6	-	2,449	2,588		6	207-425.10-490.00-220-00	Ben-FICA Tax		2,659	-	
7	-	5,141	4,891		7	207-425.10-490.00-230-00	Ben-PERS ER		6,204	-	
8	-	1,924	1,644		8	207-425.10-490.00-231-00	Ben-PERS EE 6%		2,085	-	
9	-	-	-		9	207-425.10-490.00-232-00	Ben-PERS Bond		-	-	
10	-	-	(249)		10	207-425.10-490.00-233-00	Ben-PERS 822		(316)	-	
11	-	34	24		11	207-425.10-490.00-260-00	Ben-W/ Comp		24	-	
12	-	9	11		12	207-425.10-490.00-261-00	Ben-WBF		10	-	
13	-	61	135		13	207-425.10-490.00-262-00	Ben-PLO		139	-	
14	-	67	16		14	207-425.10-490.00-270-00	Ben-Unemploy Insurance		17	-	
15	-	48,326	48,178	0.50	15	TOTAL PERSONAL SERVICES		1	0.50	51,483	-
16	12,502	2,049	20,000		16	207-425.10-490.00-300-00	Professional Fees		45,000	-	
17	-	2,848	10,000		17	207-425.10-490.00-305-38	Prof Fees-Towing		-	-	
18	-	-	-		18	207-425.10-490.00-551-00	Vehicle-Repairs & Maint		-	-	
19	16	-	-		19	207-425.10-490.00-595-04	Other-Recycl/Solid Waste Prog		-	-	
20	6,375	6,000	5,000		20	207-425.10-490.00-603-00	IGS-Fund 203 Work Crews		5,000	-	
21	5,025	6,555	3,000		21	207-425.10-490.00-604-00	IGS-Fund 207-Transfer Station		3,000	-	
22	23,918	17,452	38,000		22	TOTAL MATERIALS & SERVICES		2	53,000	-	
23	-	2,168	1,740		23	207-425.10-490.00-820-60	Trans Out-F100 PERS Dbt Svc		2,206	-	
24	-	2,168	1,740	0.00	24	TOTAL TRANSFERS OUT		5	2,206	-	
23	23,918	67,946	87,918	0.50	23	TOTAL REQUIREMENTS		9	0.50	106,689	-
24	(23,918)	(67,946)	(87,918)		24	CONTRIBUTION TO/(FROM) FUND			(106,689)	-	

L I N E #	HISTORICAL DATA			FTE 2023/2024	L I N E # T	RESOURCE/REQUIREMENT DESCRIPTION PROPOSED	FTE 2024/2025	Budget for next Year 2024-2025			L I N E #
	Actual		5					2024/2025 Proposed by Budget Officer	2024/2025 Approved by Budget Committee	2024/2025 Adopted by Governing Body	
	Second Preceding Year 06/30/22	First Preceding Year 06/30/23	Adopted Budget This Year 06/30/24								

Tab 22					Tab 22					Tab 22				
					FUND 207 SUMMARIES									
1	7,623,870	8,375,961	7,825,000		1	TOTAL FUND 207 RESOURCES				9,447,525	-	-	1	
2	3,675,916	3,427,506	7,825,000	1.93	2	TOTAL FUND 207 REQUIREMENTS				1.85	9,447,525	-	-	2
3	3,947,954	4,948,455	-		3	TOTAL CONTRIBUTION TO/(FROM) FUND				-	-	-	3	
4					4	Fund 207 Summary								4
5	213,369	224,673	213,415		5	1. Total Personal Services.....		240,498	-	-	5			
6	2,672,711	2,833,023	2,868,389		6	2. Total Materials and Services.....		3,053,743	-	-	6			
7	466,175	38,800	300,000		7	3. Total Capital Outlay.....		434,384	-	-	7			
8	323,660	323,660	725,700		8	4. Total Debt Service.....		-	-	-	8			
9	-	7,351	5,591		9	5. Total Transfers.....		10,307	-	-	9			
10	-	-	2,711,905		10	6. Total Contingencies.....		1,250,000	-	-	10			
11	-	-	-		11	7. Total Special Payments.....		-	-	-	11			
12	-	-	1,000,000		12	8. Total Unappropriated / Reserved for Future Expenditure.		4,458,593	-	-	12			
13	3,675,916	3,427,506	7,825,000		13	9. Total Requirements.....		9,447,525	-	-	13			
14					14									14
15	7,623,870	8,375,961	7,825,000		15	10. Total Resources Except Property Taxes.....		9,447,525	-	-	15			
16	-	-	-		16	11. Property Taxes Estimated to Be Received.....		-	-	-	16			
17	7,623,870	8,375,961	7,825,000		17	12. Total Resources (add lines 10 and 11).....		9,447,525	-	-	17			
18	3,947,954	4,948,455	-		18						-	-	-	18

L I N E #	HISTORICAL DATA				L I N E #	RESOURCE/REQUIREMENT DESCRIPTION PROPOSED	FTE	Budget for next Year 2024-2025			L I N E #			
	Actual		5	FTE				Account Number	Account Description	FTE		2024/2025 Proposed by Budget Officer	2024/2025 Approved by Budget Committee	2024/2025 Adopted by Governing Body
	Second Preceding Year 06/30/22	First Preceding Year 06/30/23	Adopted Budget This Year 06/30/24											
Tab 23					Tab 23	FUND 208-Restricted Funds-COVID Projects (ARPA Projects)					Tab 23			
1	-	35,213	-	0.00	1	208-400.03-330.00-000-00	Interest Allocations	-	-	-	1			
2	1,873,701	-	-	-	2	208-400.03-375.00-100-00	Trans In-Fund 100 NonDept	-	-	-	2			
3	-	1,710,626	1,700,000	-	3	208-400.03-399.04-000-00	Beg Balance-Restricted	1,371,246	-	-	3			
4	1,873,701	1,745,839	1,700,000		4	TOTAL RESOURCES		10	1,371,246	-	4			
5	-	-	-	0.00	5	208-400.03-490.00-130-00	Sal-Regular	-	-	-	5			
6	-	-	-	-	6	208-400.03-490.00-210-00	Ben-Insurance	-	-	-	6			
7	-	-	-	-	7	208-400.03-490.00-220-00	Ben-FICA Tax	-	-	-	7			
8	-	-	-	-	8	208-400.03-490.00-230-00	Ben-PERS ER	-	-	-	8			
9	-	-	-	-	9	208-400.03-490.00-231-00	Ben-PERS EE 6%	-	-	-	9			
10	-	-	-	-	10	208-400.03-490.00-232-00	Ben-PERS Bond	-	-	-	10			
11	-	-	-	-	11	208-400.03-490.00-233-00	Ben-PERS 822	-	-	-	11			
12	-	-	-	-	12	208-400.03-490.00-260-00	Ben-Workers Comp	-	-	-	12			
13	-	-	-	-	13	208-400.03-490.00-261-00	Ben-WBF	-	-	-	13			
14	-	-	-	-	14	208-400.03-490.00-270-00	Ben-Unemployment	-	-	-	14			
15	-	-	-	0.00	15	TOTAL PERSONAL SERVICES		1	0.00	-	15			
16	25,000	-	-	-	16	208-400.03-490.00-300-00	Professional Fees	-	5,000	-	16			
17	10,816	1,238	-	-	17	208-400.03-490.00-301-00	Prof Fees-Legal	-	-	-	17			
18	62,575	226,632	1,700,000	-	18	208-400.03-490.00-305-28	Prof Fees-Contracted Service	1,316,246	-	-	18			
19	63	-	-	-	19	208-400.03-490.00-305-40	Prof Fees-Moving	-	-	-	19			
20	30	-	-	-	20	208-400.03-490.00-411-00	Util-Telephone	-	-	-	20			
21	1,348	-	-	-	21	208-400.03-490.00-412-00	Util-Cell Phone	-	-	-	21			
22	62,634	482	-	-	22	208-400.03-490.00-451-50	Maint-Software	-	-	-	22			
23	137	-	-	-	23	208-400.03-490.00-510-00	Advertising-Legal	-	-	-	23			
24	-	-	-	-	24	208-400.03-490.00-515-00	Non-Cap Equipment	-	-	-	24			
25	473	-	-	-	25	208-400.03-490.00-517-00	Field Supplies	-	-	-	25			
26	-	-	-	-	26	208-400.03-490.00-585-00	Donation Expense	-	-	-	26			
27	-	50,000	-	-	27	208-400.03-490.00-600-00	IGS-Admin Allocation	-	50,000	-	27			
28	163,075	278,353	1,700,000	-	28	TOTAL MATERIALS & SERVICES		2	1,371,246	-	28			
29	-	-	-	-	29	208-400.03-490.00-720-00	Cap Outlay-Equipment	-	-	-	29			
30	-	-	-	-	30	TOTAL CAPITAL OUTLAY		3	-	-	30			
31	-	-	-	-	31	208-400.03-490.00-820-60		-	-	-	31			
32	-	-	-	0.00	32	TOTAL TRANSFERS OUT		5	-	-	32			
31	163,075	278,353	1,700,000	0.00	31	TOTAL REQUIREMENTS		9	0.00	1,371,246	-			
32	1,710,626	1,467,486	-	-	32	CONTRIBUTION TO/(FROM) FUND		-	-	-	32			

L I N E #	HISTORICAL DATA				L I N E #	RESOURCE/REQUIREMENT DESCRIPTION PROPOSED	FTE	Budget for next Year 2024-2025			L I N E #			
	Actual		5	FTE				Account Number	Account Description	FTE		2024/2025		
	Second Preceding Year 06/30/22	First Preceding Year 06/30/23	Adopted Budget This Year 06/30/24									2024/2025 Proposed by Budget Officer	2024/2025 Approved by Budget Committee	2024/2025 Adopted by Governing Body
Tab 23					Tab 23	FUND 208-Restricted Funds-American Rescue Plan Grant					Tab 23			
1	-	-	-		1	208-400.05-330.00-000-00	Interest Allocations		-	-	1			
2	5,084,576	-	-		2	208-400.05-365.54-000-00	FED-ARP Act CFDA 21.027		-	-	2			
3	5,084,576	6,036,122	1,098,644		3	208-400.05-399.04-000-00	Beg Balance-Restricted		-	-	3			
4	10,169,151	6,036,122	1,098,644		4	TOTAL RESOURCES	10		-	-	4			
5	56,983	61,553	-	0.0000	5	208-400.05-490.00-110-00	Sal-Elected		-	-	5			
6	179,850	273,547	-	0.0000	6	208-400.05-490.00-120-00	Sal-Dept Head		-	-	6			
7	2,015,339	2,248,154	928,644	0.0000	7	208-400.05-490.00-130-00	Sal-Regular		-	-	7			
8	181,120	195,860	-	0.0000	8	208-400.05-490.00-140-00	Sal-Parttime		-	-	8			
9	136,462	175,767	-		9	208-400.05-490.00-150-00	Sal-Overtime		-	-	9			
10	617,250	566,200	-		10	208-400.05-490.00-210-00	Ben-Insurance		-	-	10			
11	194,081	243,953	-		11	208-400.05-490.00-220-00	Ben-FICA Tax		-	-	11			
12	468,586	481,756	-		12	208-400.05-490.00-230-00	Ben-PERS ER		-	-	12			
13	147,790	162,690	-		13	208-400.05-490.00-231-00	Ben-PERS EE 6%		-	-	13			
14	177,814	167,376	-		14	208-400.05-490.00-232-00	Ben-PERS Bond		-	-	14			
15	(64,178)	729	-		15	208-400.05-490.00-233-00	Ben-PERS 822		-	-	15			
16	14,870	15,885	-		16	208-400.05-490.00-260-00	Ben-Workers Comp		-	-	16			
17	610	875	-		17	208-400.05-490.00-261-00	Ben-WBF		-	-	17			
18	-	5,927	-		18	208-400.05-490.00-262-00	Ben-PLO		-	-	18			
19	6,451	5,290	-		19	208-400.05-490.00-270-00	Ben-Unemployment		-	-	19			
20	4,133,029	4,605,562	928,644	-	20	TOTAL PERSONAL SERVICES	1	-	-	-	20			
21	-	-	-		21	208-400.05-490.00-300-00	Professional Fees		-	-	21			
22	-	478	170,000		22	208-400.05-490.00-305-28	Prof Fees-Contracted Service		-	-	22			
23	-	-	-		23	208-400.05-490.00-515-00	Non-Cap Equipment		-	-	23			
24	-	-	-		24	208-400.05-490.00-517-00	Field Supplies		-	-	24			
25	-	-	-		25	208-400.05-490.00-585-00	Donation Expense		-	-	25			
26	-	478	170,000		26	TOTAL MATERIALS & SERVICES	2		-	-	26			
27	4,133,029	4,606,040	1,098,644	0.0000	27	TOTAL REQUIREMENTS	9	0.0000	-	-	27			
28	6,036,122	1,430,082	-		28	CONTRIBUTION TO/(FROM) FUND			-	-	28			
Tab 23					Tab 23	FUND 208-Restricted Funds-ARPA Interest					Tab 23			
30	31,488	175,481	30,000		30	208-400.06-330.00-000-00	Interest Allocations		10,000	-	30			
31	3,033	34,521	150,000		31	208-400.06-399.04-000-00	Beg Balance-Restricted		214,877	-	31			
32	34,521	210,003	180,000		32	TOTAL RESOURCES	10		224,877	-	32			
33	-	-	180,000		33	208-400.06-490.00-517-00	Field Supplies		224,877	-	33			
34	-	-	180,000		34	TOTAL MATERIALS & SERVICES	2		224,877	-	34			
35	-	-	180,000		35	TOTAL REQUIREMENTS	9		224,877	-	35			
36	34,521	210,003	-		36	CONTRIBUTION TO/(FROM) FUND			-	-	36			
Tab 23					Tab 23	FUND 208-Restricted Funds-Title III Grant					Tab 23			
38	948	5,462	-		38	208-400.10-330.00-000-00	Interest Allocations		10,000	-	38			
39	43,296	39,433	40,000		39	208-400.10-360.00-000-00	Fed-DOI/BLM O&C Land 15.227		40,000	-	39			
40	131,253	175,497	217,000		40	208-400.10-399.04-000-00	Beg Balance-Restricted		271,027	-	40			
41	175,497	220,391	257,000		41	TOTAL RESOURCES	10		321,027	-	41			
42	-	-	257,000		42	208-400.10-490.00-300-00	Professional Fees		321,027	-	42			
43	-	-	257,000		43	TOTAL MATERIALS & SERVICES	2		321,027	-	43			
44	-	-	257,000		44	TOTAL REQUIREMENTS	9		321,027	-	44			
45	175,497	220,391	-		45	CONTRIBUTION TO/(FROM) FUND			-	-	45			

L I N E #	HISTORICAL DATA				L I N E #	RESOURCE/REQUIREMENT DESCRIPTION PROPOSED	FTE	Budget for next Year 2024-2025			L I N E #
	Actual		5	FTE				2024/2025 Proposed by Budget Officer	2024/2025 Approved by Budget Committee	2024/2025 Adopted by Governing Body	
	Second Preceding Year 06/30/22	First Preceding Year 06/30/23	Adopted Budget This Year 06/30/24								
Tab 23				2023/2024	Tab 23	FUND 208-Restricted Funds-John Gumm School					Tab 23
1	-	-	100,000		1	208-400.11-322.30-000-00	Rebates		-	-	1
2	-	-	6,000,000		2	208-400.11-328.70-000-00	Loan Proceeds		-	-	2
3	-	-	400,000		3	208-400.11-329.19-000-00	Grant-JG-Museum Grant		-	-	3
4	-	-	700,000		4	208-400.11-329.20-000-00	Grant-JG-NPS Grant		-	-	4
5	715	35,885	20,000		5	208-400.11-330.00-000-00	Interest Allocations		-	-	5
6	2,500,000	4,605,562	858,187		6	208-400.11-375.00-100-00	Trans In-F100 NonDept	239,450	-	-	6
7	-	-	-		7	208-400.11-375.00-100-58	Trans In-F100 Gen Svcs		-	-	7
8	-	300,000	-		8	208-400.11-375.00-218-10	Trans In-F218 SIP Econ Dev		-	-	8
9	-	-	-		9	208-400.11-375.00-305-45	Trans In-F305 Finance		-	-	9
10	-	-	-		10	208-400.11-375.00-305-58	Trans In-F305 Facilities		-	-	10
11	1,573,719	2,431,310	4,870,076		11	208-400.11-399.02-000-00	Beg Balance-Assigned	393,702	-	-	11
12	4,074,434	7,372,758	12,948,263		12	TOTAL RESOURCES		10	633,152	-	-
13	-	-	-		13	208-400.11-490.00-300-00	Professional Fees		-	-	13
14	-	-	-		14	208-400.11-490.00-305-28	Prof Fees-Contracted Service		-	-	14
15	43,777	218	-		15	208-400.11-490.00-305-40	Prof Fees-Moving		-	-	15
16	11,512	21,874	-		16	208-400.11-490.00-305-42	Prof Fees-Testing		-	-	16
17	-	12,822	-		17	208-400.11-490.00-310-00	Prop/Liab Insurance-JG	1,700	-	-	17
17	-	-	-		17	208-400.11-490.00-411-20	Utility Telephone	500	-	-	17
18	-	-	-		18	208-400.11-490.00-413-20	Utility Electric	18,000	-	-	18
18	-	-	-		18	208-400.11-490.00-414-20	Utility Natural Gas	11,250	-	-	18
19	-	-	-		19	208-400.11-490.00-415-20	Utility Water/Sewer	7,000	-	-	19
19	-	-	-		19	208-400.11-490.00-416-20	Utility Garbage	3,375	-	-	19
18	314	11,663	-		18	208-400.11-490.00-455-00	Repairs & Maint-Bldg	27,000	-	-	18
19	290	64,411	148,263		19	208-400.11-490.00-459-20	Major Projects-Bldg JG		-	-	19
20	-	6,920	-		20	208-400.11-490.00-515-00	Non-Cap Equipment		-	-	20
21	44,374	-	-		21	208-400.11-490.00-517-20	Field Supplies JG	9,000	-	-	21
22	601	1,984	-		22	208-400.11-490.00-518-00	Safety & First Aid Supplies	10,458	-	-	22
23	-	-	-		23	208-400.11-490.00-600-00	IGS-Admin Allocation		-	-	23
24	168	-	-		24	208-400.11-490.00-604-00	IGS-Fund 207-Transfer Station		-	-	24
25	101,036	119,892	148,263		25	TOTAL MATERIALS & SERVICES		2	88,283	-	-
26	-	-	-		26	208-400.11-490.00-720-00	Capital Outlay-Equipment	264,450	-	-	26
27	1,542,088	-	-		27	208-400.11-490.00-740-00	Capital Outlay-Building		-	-	27
28	-	2,682,434	12,800,000		28	208-400.11-490.00-750-00	Cap Outlay-Bldg Imprv	280,419	-	-	28
29	1,542,088	2,682,434	12,800,000		29	TOTAL CAPITAL OUTLAY		3	544,869	-	-
30	-	-	-		30	208-400.11-490.00-809-00	Debt Service-John Gumm		-	-	30
31	-	-	-		31	TOTAL DEBT SERVICE		4	-	-	-
32	1,643,124	2,802,326	12,948,263		32	TOTAL REQUIREMENTS		9	633,152	-	-
33	2,431,310	4,570,432	-		33	CONTRIBUTION TO/(FROM) FUND			-	-	-

L I N E #	HISTORICAL DATA				L I N E #	RESOURCE/REQUIREMENT DESCRIPTION PROPOSED	FTE	Budget for next Year 2024-2025			L I N E #			
	Actual		5	FTE				Account Number	Account Description	FTE		2024/2025	2024/2025	2024/2025
	Second Preceding Year 06/30/22	First Preceding Year 06/30/23	Adopted Budget This Year 06/30/24									2023/2024	2024/2025	Proposed by Budget Officer
Tab 23					Tab 23	FUND 208-Restricted Funds-Local Assistance (LATCF) Funds					Tab 23			
1	-	802	-		1	208-400.12-330.00-000-00				6,000	-	-	1	
2	-	50,000	50,000		2	208-400.12-366.02-000-00					-	-	2	
3	-	-	50,000		3	208-400.12-399.04-000-00				106,960	-	-	3	
4	-	50,802	100,000		4	TOTAL RESOURCES	10			112,960	-	-	4	
5	-	-	100,000		5	208-400.12-490.00-300-00				112,960	-	-	5	
6	-	-	100,000		6	<i>TOTAL MATERIALS & SERVICES</i>		2		112,960	-	-	6	
7	-	-	100,000		7	TOTAL REQUIREMENTS		9		112,960	-	-	7	
8	-	50,802	-		8	<i>CONTRIBUTION TO/(FROM) FUND</i>				-	-	-	8	
Tab 23					Tab 23	FUND 208-Restricted Funds-Oregon ODJ Courthouse Improvements					Tab 23			
10	-	6,489	-		10	208-400.15-330.00-000-00				45,000	-	-	10	
11	-	2,000,000	-		11	208-400.15-355.84-000-00				2,000,000	-	-	11	
12	-	-	-		12	208-400.15-399.04-000-00				1,673,274	-	-	12	
13	-	2,006,489	-		13	TOTAL RESOURCES	10			3,718,274	-	-	13	
14	-	-	-		14	208-400.15-490.00-750-00				3,718,274	-	-	14	
15	-	-	-		15	<i>TOTAL MATERIALS & SERVICES</i>		2		3,718,274	-	-	15	
16	-	-	-		16	TOTAL REQUIREMENTS		9		3,718,274	-	-	16	
17	-	2,006,489	-		17	<i>CONTRIBUTION TO/(FROM) FUND</i>				-	-	-	17	
18					18	FUND 208-Restricted Funds-Marijuana Tax Funds					18			
19	53,175	12,293	10,000		19	208-400.20-311.00-000-00				7,500	-	-	19	
20	2,607	10,550	500		20	208-400.20-330.00-000-00				10,000	-	-	20	
21	54,416	81,108	55,000		21	208-400.20-340.16-000-00				60,000	-	-	21	
22	-	-	-		22	208-400.20-375.00-100-00				-	-	-	22	
23	336,029	355,759	340,000		23	208-400.20-399.02-000-00				84,375	-	-	23	
24	446,227	459,711	405,500		24	TOTAL RESOURCES	10			161,875	-	-	24	
25	22,083	-	-		25	208-400.20-490.00-130-00				-	-	-	25	
26	6,017	-	-		26	208-400.20-490.00-150-00				-	-	-	26	
27	5,726	-	-		27	208-400.20-490.00-210-00				-	-	-	27	
28	1,972	-	-		28	208-400.20-490.00-220-00				-	-	-	28	
29	5,753	-	-		29	208-400.20-490.00-230-00				-	-	-	29	
30	1,693	-	-		30	208-400.20-490.00-231-00				-	-	-	30	
31	2,106	-	-		31	208-400.20-490.00-232-00				-	-	-	31	
32	(849)	-	-		32	208-400.20-490.00-233-00				-	-	-	32	
33	419	-	-		33	208-400.20-490.00-260-00				-	-	-	33	
34	9	-	-		34	208-400.20-490.00-261-00				-	-	-	34	
35	71	-	-		35	208-400.20-490.00-270-00				-	-	-	35	
36	45,000	-	-	0.00	36	<i>TOTAL PERSONAL SERVICES</i>	1	0.00		-	-	-	36	
37	-	-	-		37	208-400.20-490.00-517-00				5,000	-	-	37	
38	37,500	-	60,747		38	208-400.20-490.00-585-00				46,625	-	-	38	
39						208-400.20-490.00-585-01				25,000	-	-		
39	7,968	31,220	29,753		39	208-400.20-490.00-600-00				20,250	-	-	39	
40	45,468	31,220	90,500		40	TOTAL MATERIALS & SERVICES	2			96,875	-	-	40	

LINE #	HISTORICAL DATA				L I N E #	RESOURCE/REQUIREMENT DESCRIPTION PROPOSED	FTE	Budget for next Year 2024-2025			L I N E #			
	Actual		5	FTE				Account Number	Account Description	FTE		Budget for next Year 2024-2025		
	Second Preceding Year	First Preceding Year	Adopted Budget This Year									2024/2025 Proposed by Budget Officer	2024/2025 Approved by Budget Committee	2024/2025 Adopted by Governing Body
	06/30/22	06/30/23	06/30/24									2023/2024	2024/2025	
1	-	65,000	65,000	1	208-400.20-490.00-820-07	Trans Out-F100 Sheriff		65,000	-	-	1			
2	-	-	-	2	208-400.20-490.00-820-36	Trans Out-F100 Public Health		-	-	-	2			
3	-	-	250,000	3	208-400.20-490.00-843-00	Trans Out-Fund 403 Debt Servic		-	-	-	3			
4	-	65,000	315,000	4		TOTAL TRANSFERS OUT	5	65,000	-	-	4			
5	-	-	-	5	208-400.20-490.00-880-00	Contingency		-	-	-	5			
6	-	-	-	6		TOTAL CONTINGENCY	6	-	-	-	6			
7	90,468	96,220	405,500	7		TOTAL REQUIREMENTS	9	161,875	-	-	7			
8	355,759	363,491	-	8		CONTRIBUTION TO/(FROM) FUND		-	-	-	8			
Tab 23				Tab 23		FUND 208-Restricted Funds-Nat'l Opioid Settlement					Tab 23			
10	-	368,802	900,000	10	208-400.21-323.65-001-00	Settlement-Nat'l Opioid Trust		-	-	-	10			
11	-	6,462	-	11	208-400.21-330.00-000-00	Interest Allocations		20,000	-	-	11			
12	-	-	-	12	208-400.21-399.04-000-00	Beg Balance-Restricted		901,426	-	-	12			
13	-	375,264	900,000	13		TOTAL RESOURCES	10	921,426	-	-	13			
14	-	3,696	-	14	208-400.21-490.00-301-00	Prof Fees-Legal		-	-	-	14			
14	-	-	900,000	14	208-400.21-490.00-305-28	Prof Fees-Contracted Service		921,426	-	-	14			
15	-	-	-	15	208-400.21-490.00-600-00	IGS-Admin Allocation		-	-	-	15			
16	-	3,696	900,000	16		TOTAL MATERIALS & SERVICES	2	921,426	-	-	16			
17	-	3,696	900,000	17		TOTAL REQUIREMENTS	9	0.00	921,426	-	17			
18	-	371,569	-	18		CONTRIBUTION TO/(FROM) FUND		-	-	-	18			
Tab 23				Tab 23		FUND 208-Restricted Funds-SAIF Refunds					Tab 23			
20	42,095	17,664	40,000	20	208-400.30-320.01-000-00	Misc Reimb-Insurance		30,000	-	-	20			
21	596	387	-	21	208-400.30-330.00-000-00	Interest Allocations		500	-	-	21			
22	63,416	42,055	-	22	208-400.30-399.02-000-00	Beg Balance-Assigned		35,791	-	-	22			
23	106,107	60,106	40,000	23		TOTAL RESOURCES	10	66,291	-	-	23			
24	-	-	12,061	24	208-400.30-490.00-300-00	Professional Fees		58,955	-	-	24			
25	3,482	1,901	-	25	208-400.30-490.00-455-00	Repairs & Maint-Bldg		-	-	-	25			
26	2,195	5,677	2,939	26	208-400.30-490.00-600-00	IGS-Admin Allocation		7,336	-	-	26			
27	5,677	7,578	15,000	27		TOTAL MATERIALS & SERVICES	2	66,291	-	-	27			
28	58,375	39,451	25,000	28	208-400.30-490.00-720-00	Capital Outlay-Equipment		-	-	-	28			
29	58,375	39,451	25,000	29		TOTAL CAPITAL OUTLAY	3	-	-	-	29			
30	64,052	47,029	40,000	30		TOTAL REQUIREMENTS	9	0.00	66,291	-	30			
31	42,055	13,077	-	31		CONTRIBUTION TO/(FROM) FUND		-	-	-	31			
Tab 23				Tab 23		FUND 208-Restricted Funds-BOC My Fair Lady Donations					Tab 23			
33	-	950	1,000	33	208-401.20-329.00-000-00	Donations		1,000	-	-	33			
34	-	8	-	34	208-401.20-330.00-000-00	Interest Allocations		-	-	-	34			
35	-	-	-	35	208-401.20-399.04-000-00	Beg Balance-Restricted		-	-	-	35			
36	-	958	1,000	36		TOTAL RESOURCES	10	1,000	-	-	36			
37	-	693	6,000	37	208-401.20-490.00-505-00	Professional Supplies		1,000	-	-	37			
38	-	693	6,000	38		TOTAL MATERIALS & SERVICES	2	1,000	-	-	38			
39	-	693	6,000	39		TOTAL REQUIREMENTS	9	1,000	-	-	39			
40	-	265	(5,000)	40		CONTRIBUTION TO/(FROM) FUND		-	-	-	40			

LINE ITEM ELEMENT #	HISTORICAL DATA				L I N E #	RESOURCE/REQUIREMENT DESCRIPTION PROPOSED	FTE	Budget for next Year 2024-2025			L I N E #			
	Actual		5	FTE				Account Number	Account Description	FTE		2024/2025	2024/2025	2024/2025
	Second	First	Adopted									Proposed	Approved	Adopted by
	Preceding	Preceding	Budget									by Budget	by Budget	Governing
Year	Year	This Year	Officer	Committee	Body									
#	06/30/22	06/30/23	06/30/24	2023/2024	T		2024/2025							
Tab 23					Tab 23	FUND 208-Restricted Funds-Columbia County Event Committee					Tab 23			
1	-	371	5,000		1	208-401.21-329.11-000-00 Fundraising					1			
2	-	7	-		2	208-401.21-330.00-000-00 Interest Allocations			-	-	2			
3	-	-	-		3	208-401.21-399.02-000-00 Beg Balance-Assigned			-	-	3			
4	-	377	5,000		4	TOTAL RESOURCES	10		-	-	4			
5	-	-	-		5	208-401.21-490.00-505-00 Professional Supplies			-	-	5			
6	-	-	-		6	TOTAL MATERIALS & SERVICES	2		-	-	6			
7	-	-	-		7	TOTAL REQUIREMENTS	9		-	-	7			
8	-	377	5,000		8	CONTRIBUTION TO/(FROM) FUND			-	-	8			
Tab 23					Tab 23	FUND 208-Restricted Funds-Elections-CTCL Grant					Tab 23			
10	-	-	-		10	208-405.10-329.15-000-00 Grant-CTCL-Elections			-	-	10			
11	-	31	-		11	208-405.10-330.00-000-00 Interest Allocations			-	-	11			
12	2,295	32	-		12	208-405.10-399.04-000-00 Beg Balance-Restricted			-	-	12			
13	2,295	63	-		13	TOTAL RESOURCES	10		-	-	13			
14	-	-	-		14	208-405.10-490.00-302-00 Prof Fees-Temp Services			-	-	14			
15	-	-	-		15	208-405.10-490.00-321-00 Travel-Mileage			-	-	15			
16	-	-	-		16	208-405.10-490.00-500-00 Office Supplies			-	-	16			
17	-	-	-		17	208-405.10-490.00-505-00 Professional Supplies			-	-	17			
18	-	-	-		18	208-405.10-490.00-515-00 Non-Cap Equipment			-	-	18			
19	2,263	-	-		19	208-405.10-490.00-586-00 Refunds-Grant Expense			-	-	19			
20	2,263	-	-		20	TOTAL MATERIALS & SERVICES	2		-	-	20			
21	-	-	-		21	208-405.10-490.00-710-00 Capital Outlay-Software			-	-	21			
22	-	-	-		22	TOTAL CAPITAL OUTLAY	3		-	-	22			
23	2,263	-	-		23	TOTAL REQUIREMENTS	9		-	-	23			
24	32	63	-		24	CONTRIBUTION TO/(FROM) FUND			-	-	24			
Tab 23					Tab 23	FUND 208-Restricted Funds-Elections-HAVA Grant					Tab 23			
26	-	-	-		26	208-405.20-365.16-000-00 Fed-HAVA 90-404			-	-	26			
27	56	56	-		27	208-405.20-399.04-000-00 Beg Balance-Restricted			-	-	27			
28	56	56	-		28	TOTAL RESOURCES	10		-	-	28			
29	-	-	-		29	208-405.20-490.00-720-00 Capital Outlay-Equipment			-	-	29			
30	-	-	-		30	TOTAL CAPITAL OUTLAY	3		-	-	30			
31	-	-	-		31	TOTAL REQUIREMENTS	9		-	-	31			
32	56	56	-		32	CONTRIBUTION TO/(FROM) FUND			-	-	32			
Tab 23					Tab 23	FUND 208-Restricted Funds-Elections-Modernization					Tab 23			
34	636	5,000	-		34	208-405.30-329.16-000-00 Grant-Modernization			-	-	34			
35	636	5,000	-		35	TOTAL RESOURCES	10		-	-	35			
36	636	-	-		36	208-405.30-490.00-515-00 Non-Cap Equipment			-	-	36			
37	636	-	-		37	TOTAL MATERIALS & SERVICES	2		-	-	37			
38	636	-	-		38	TOTAL REQUIREMENTS	9		-	-	38			
39	-	5,000	-		39	CONTRIBUTION TO/(FROM) FUND			-	-	39			

L I N E #	HISTORICAL DATA			FTE 2023/2024	L I N E #	RESOURCE/REQUIREMENT DESCRIPTION PROPOSED	FTE 2024/2025	Budget for next Year 2024-2025			#
	Actual		5					2024/2025			
	Second Preceding Year 06/30/22	First Preceding Year 06/30/23	Adopted Budget This Year 06/30/24					2024/2025 Proposed by Budget Officer	2024/2025 Approved by Budget Committee	2024/2025 Adopted by Governing Body	
	Account Number	Account Description									
Tab 23				Tab 23	FUND 208-Restricted Funds-Elections-SOS Modernization					Tab 23	
1	-	15,000	15,000	1	208-405.31-355.82-000-00	State-SOS-Electn Modern 2022				1	
2	-	15,000	15,000	2	TOTAL RESOURCES		10				2
3	-	10,635	5,000	3	208-405.31-490.00-515-00	Non-Cap Equipment				3	
4	-	10,635	5,000	4	TOTAL MATERIALS & SERVICES		2				4
5	-	-	10,000	5	208-405.31-490.00-720-00	Capital Outlay-Equipment					5
6	-	-	10,000	6	TOTAL CAPITAL OUTLAY		3				6
7	-	10,635	15,000	7	TOTAL REQUIREMENTS		9				7
8	-	4,365	-	8	CONTRIBUTION TO/(FROM) FUND						8
Tab 23				Tab 23	FUND 208-Restricted Funds-Sheriff-Animal Control Donations					Tab 23	
10	-	-	3,000	10	208-406.09-329.00-000-00	Donations		4,000			10
11	-	-	-	11	208-406.09-330.00-000-00	Interest Allocations		125			11
12	-	-	-	12	208-406.09-399.04-000-00	Beginning Balance-Restricted		3,327			12
13	-	-	3,000	13	TOTAL RESOURCES		10	7,452			13
14	-	-	3,000	14	208-406.09-490.00-585-00	Donation Expense		7,452			14
15	-	-	3,000	15	TOTAL MATERIALS & SERVICES		2	7,452			15
16	-	-	3,000	16	TOTAL REQUIREMENTS		9	7,452			16
17	-	-	-	17	CONTRIBUTION TO/(FROM) FUND						17
Tab 23				Tab 23	FUND 208-Restricted Funds-Sheriff-Criminal Fines HB5050					Tab 23	
19	421	342	-	19	208-406.50-330.00-000-00	Interest Allocations		3,000			19
20	33,128	33,128	35,872	20	208-406.50-355.78-000-00	State-Sheriff CFA HB5050		35,972			20
21	-	-	-	21	208-406.50-375.00-211-00	Trans In-F211 Crths Security		-			21
22	55,176	-	-	22	208-406.50-399.04-000-00	Beg Balance-Restricted		67,802			22
23	88,725	33,470	35,872	23	TOTAL RESOURCES		10	106,774			23
24	50,592	-	30,000	0.00	24	208-406.50-490.00-130-00	Sal-Regular	0.00			24
25	11,897	-	-	25	208-406.50-490.00-210-00	Ben-Insur Benefits		-			25
26	3,870	-	5,872	26	208-406.50-490.00-220-00	Ben-FICA Tax		-			26
27	10,316	-	-	27	208-406.50-490.00-230-00	Ben-PERS ER		-			27
28	3,035	-	-	28	208-406.50-490.00-231-00	Ben-PERS EE 6%		-			28
29	3,212	-	-	29	208-406.50-490.00-232-00	Ben-PERS Bond		-			29
30	960	-	-	30	208-406.50-490.00-260-00	Ben-W/ Comp		-			30
31	12	-	-	31	208-406.50-490.00-261-00	Ben-WBF		-			31
32	-	-	-	32	208-406.50-490.00-262-00	Ben-PLO		-			32
33	126	-	-	33	208-406.50-490.00-270-00	Ben-Unemploy Insurance		-			33
34	84,020	-	35,872	0.00	34	TOTAL PERSONAL SERVICES		1	0.00		34
35	1,299	-	-	35	208-406.50-490.00-300-00	Professional Fees		-			35
36	-	-	-	36	208-406.50-490.00-505-00	Professional Supplies		106,774			36
37	3,406	-	-	37	208-406.50-490.00-515-00	Non-Cap Equipment		-			37
38	4,705	-	-	38	TOTAL MATERIALS & SERVICES		2	106,774			38
39	-	-	-	39	208-406.50-490.00-710-00	Capital Outlay-Software		-			39
40	-	-	-	40	TOTAL CAPITAL OUTLAY		3	-			40
41	88,725	-	35,872	41	TOTAL REQUIREMENTS		9	106,774			41
42	-	33,470	-	42	CONTRIBUTION TO/(FROM) FUND						42

L I N E #	HISTORICAL DATA				FTE 2023/2024	L I N E #	RESOURCE/REQUIREMENT DESCRIPTION PROPOSED	FTE 2024/2025	Budget for next Year 2024-2025			#		
	Actual		5						2024/2025	2024/2025	2024/2025			
	Second Preceding Year 06/30/22	First Preceding Year 06/30/23	Adopted Budget This Year 06/30/24	Account Number					Account Description	Proposed by Budget Officer	Approved by Budget Committee		Adopted by Governing Body	
Tab 23					Tab 23					FUND 208-Restricted Funds-Sheriff-CJC MJ Enforcement			Tab 23	
1	-	17,156	-		1	208-406.51-330.00-000-00	Interest Allocations			12,429	-	-	1	
2	-	936,516	-		2	208-406.51-355.81-000-00	State-Sheriff CJC MJ Enforcem			175,137	-	-	2	
3	-	-	561,142		3	208-406.51-399.04-000-00	Beg Balance-Restricted			342,469	-	-	3	
4	-	953,672	561,142		4	TOTAL RESOURCES		10		530,035	-	-	4	
5	-	65,487	169,376	0.00	5	208-406.51-490.00-130-00	Sal-Regular	2.25		213,763	-	-	5	
6	-	-	24,969	0.00	6	208-406.51-490.00-140-00	Sal-Parttime	0.00		-	-	-	6	
7	-	11,371	-		7	208-406.51-490.00-150-00	Sal-Overtime			-	-	-	7	
8	-	16,360	48,999		8	208-406.51-490.00-210-00	Ben-Insurance			61,908	-	-	8	
9	-	5,789	14,867		9	208-406.51-490.00-220-00	Ben-FICA Tax			16,353	-	-	9	
10	-	15,408	45,330		10	208-406.51-490.00-230-00	Ben-PERS ER			49,727	-	-	10	
11	-	4,534	10,163		11	208-406.51-490.00-231-00	Ben-PERS EE 6%			11,328	-	-	11	
12	-	-	-		12	208-406.51-490.00-232-00	Ben-PERS Bond			-	-	-	12	
13	-	-	(2,181)		13	208-406.51-490.00-233-00	Ben-PERS 822			(2,401)	-	-	13	
14	-	1,130	3,687		14	208-406.51-490.00-260-00	Ben-Workers Compensation			4,055	-	-	14	
15	-	17	51		15	208-406.51-490.00-261-00	Ben-WBF			47	-	-	15	
16	-	212	777		16	208-406.51-490.00-262-00	Ben-PLO			855	-	-	16	
17	-	139	97		17	208-406.51-490.00-270-00	Ben-Unemployment			107	-	-	17	
18	-	120,446	316,135	0.00	18	TOTAL PERSONAL SERVICES		1	2.25	355,742	-	-	18	
19	-	785	7,200		19	208-406.51-490.00-305-28	Prof Fees-Contracted Service			-	-	-	19	
20	-	2,853	25,702		20	208-406.51-490.00-320-00	Conferences & Training			-	-	-	20	
21	-	28,651	14,450		21	208-406.51-490.00-505-00	Professional Supplies			-	-	-	21	
22	-	-	33,500		22	208-406.51-490.00-550-00	Vehicle-Fuel			-	-	-	22	
23	-	-	-		23	208-406.51-490.00-552-00	Vehicle-Lease			-	-	-	23	
24	-	-	67,000		24	208-406.51-490.00-600-00	IGS-Admin Allocation			17,514	-	-	24	
25	-	32,289	147,852		25	TOTAL MATERIALS & SERVICES		2		17,514	-	-	25	
26	-	-	86,400		26	208-406.51-490.00-720-00	Capital Outlay-Equipment			144,790	-	-	26	
27	-	-	86,400		27	TOTAL CAPITAL OUTLAY		3		144,790	-	-	27	
28	-	5,201	10,755		28	208-406.51-490.00-820-60	Trans Out-F100 PERS Dbt Svc			11,989	-	-	28	
29	-	5,201	10,755	0.00	29	TOTAL TRANSFERS OUT		5		11,989	-	-	29	
30	-	157,936	561,142		30	TOTAL REQUIREMENTS		9		530,035	-	-	30	
31	-	795,736	-		31	CONTRIBUTION TO/(FROM) FUND				-	-	-	31	
Tab 23					Tab 23					FUND 208-Restricted Funds-CIS-Risk Management-Jail			Tab 23	
33	-	-	-		33	208-406.52-329.22-000-00	Grant-CIS Peer Support			-	-	-	33	
34	-	-	-		34	208-406.52-490.00-515-00	Beginning Balance-Restricted			5,000	-	-	34	
35	-	-	-		35	TOTAL RESOURCES		10		5,000	-	-	35	
36	-	-	-		36	208-406.52-490.00-515-00				5,000	-	-	36	
37	-	-	-		37	TOTAL MATERIALS & SERVICES		2		5,000	-	-	37	
38	-	-	-		38	TOTAL REQUIREMENTS		9		5,000	-	-	38	
39	-	-	-		39	CONTRIBUTION TO/(FROM) FUND				-	-	-	39	

LINE #	HISTORICAL DATA				FTE	L I N E #	RESOURCE/REQUIREMENT DESCRIPTION PROPOSED	Account Number	Account Description	FTE	Budget for next Year 2024-2025			L I N E #	
	Actual		5	2023/2024							2024/2025	2024/2025	2024/2025		2024/2025
	Second Preceding Year	First Preceding Year	Adopted Budget This Year												
FUND 208-Restricted Funds-District Attorney-Donations															
1	-	-	1,000		1	208-412.11-329.00-000-00	Donation				1,000	-	-	1	
2	16	67	-		2	208-412.11-330.00-000-00	Interest Allocations				-	-	-	2	
3	-	-	-		3	208-412.11-375.00-012-00	Trans In-Fund 100 District Att				-	-	-	3	
4	2,317	2,333	2,500		4	208-412.11-399.04-000-00	Beg Balance-Restricted				2,500	-	-	4	
5	2,333	2,400	3,500		5	TOTAL RESOURCES			10		3,500	-	-	5	
6	-	-	-		6	208-412.11-490.00-500-00	Office Supplies				-	-	-	6	
7	-	-	3,500		7	208-412.11-490.00-585-00	Donation Expense				3,500	-	-	7	
8	-	-	3,500		8	TOTAL MATERIALS & SERVICES			2		3,500	-	-	8	
9	-	-	3,500		9	TOTAL REQUIREMENTS			9		3,500	-	-	9	
10	2,333	2,400	-		10	CONTRIBUTION TO/(FROM) FUND					-	-	-	10	
FUND 208-Restricted Funds-District Attorney-Criminal Fines Account															
12	94	694	-		12	208-412.31-330.00-000-00	Interest Allocations				750	-	-	12	
13	34,815	58,331	35,432		13	208-412.31-352.00-000-00	State-Criminal Fines				36,427	-	-	13	
14	-	-	-		14	208-412.31-375.00-100-12	Trans In-Fund 100-District Att				-	-	-	14	
15	17,901	21,309	25,000		15	208-412.31-399.04-000-00	Beg Balance-Restricted				14,119	-	-	15	
16	52,810	80,334	60,432		16	TOTAL RESOURCES			10		51,296	-	-	16	
17	20,041	10,978	35,608	0.40	17	208-412.31-490.00-130-00	Sal-Regular		0.30		17,059	-	-	17	
18	2,874	1,442	4,401		18	208-412.31-490.00-210-00	Ben-Insurance Benefits				7,401	-	-	18	
19	1,524	835	2,724		19	208-412.31-490.00-220-00	Ben-FICA Tax				1,305	-	-	19	
20	4,052	2,220	7,609		20	208-412.31-490.00-230-00	Ben-PERS ER				3,646	-	-	20	
21	1,202	659	2,136		21	208-412.31-490.00-231-00	Ben-PERS EE 6%				1,024	-	-	21	
22	1,487	-	-		22	208-412.31-490.00-232-00	Ben-PERS Bond				-	-	-	22	
23	(164)	-	(207)		23	208-412.31-490.00-233-00	Ben-PERS 822				(99)	-	-	23	
24	11	6	25		24	208-412.31-490.00-260-00	Ben-Workers Compensation				12	-	-	24	
25	5	3	5		25	208-412.31-490.00-261-00	Ben-WBF				1	-	-	25	
26	-	22	142		26	208-412.31-490.00-262-00	Ben-PLO				68	-	-	26	
27	50	22	18		27	208-412.31-490.00-270-00	Ben-Unemployment Insurance				9	-	-	27	
28	31,082	16,187	52,461	0.40	28	TOTAL PERSONAL SERVICES			1	0.30	30,426	-	-	28	
29	-	-	-		29	208-412.31-490.00-300-00	Professional Fees				-	-	-	29	
30	-	3,560	1,500		30	208-412.31-490.00-320-00	Conferences & Training				-	-	-	30	
31	-	-	-		31	208-412.31-490.00-321-00	Travel-Mileage				-	-	-	31	
32	419	546	500		32	208-412.31-490.00-412-00	Util-Cell Phone				-	-	-	32	
33	-	2,948	1,710		33	208-412.31-490.00-500-00	Office Supplies				-	-	-	33	
34	-	4,137	2,000		34	208-412.31-490.00-518-00	Professional Supplies				881	-	-	34	
35	419	11,190	5,710		35	TOTAL MATERIALS & SERVICES			2		881	-	-	35	
36	-	741	2,261		36	208-412.31-490.00-820-60	Trans Out-F100 PERS Dbt Svc				1,083	-	-	36	
37	-	741	2,261	0.00	37	TOTAL TRANSFERS OUT			5		1,083	-	-	37	
38	-	-	-		38	Reserve for Future Expense					18,906	-	-	38	
39	-	-	-	0.00	39	TOTAL RESERVED FOR FUTURE EXPENSE			8		18,906	-	-	39	
40	31,501	28,119	60,432	0.40	40	TOTAL REQUIREMENTS			9	0.30	51,296	-	-	40	
41	21,309	52,216	-		41	CONTRIBUTION TO/(FROM) FUND					-	-	-	41	

L I N E #	HISTORICAL DATA				L I N E #	RESOURCE/REQUIREMENT DESCRIPTION PROPOSED	FTE	Budget for next Year 2024-2025			L I N E #			
	Actual		5	FTE				Account Number	Account Description	FTE		2024-2025		
	Second Preceding Year 06/30/22	First Preceding Year 06/30/23	Adopted Budget This Year 06/30/24									2024/2025 Proposed by Budget Officer	2024/2025 Approved by Budget Committee	2024/2025 Adopted by Governing Body
Tab 23					Tab 23	FUND 208-Restricted Funds-District Attorney-VOCA Basic Grant					Tab 23			
1	128,502	61,172	123,833		1	208-412.32-362.20-000-00	Fed-VOCA Basic 16.575		126,413	-	-	1		
2	(866)	-	-		2	208-412.32-399.04-000-00	Beg Balance-Restricted		-	-	-	2		
3	127,636	61,172	123,833		3	TOTAL RESOURCES		10	126,413	-	-	3		
4	61,535	59,024	59,718	1.10	4	208-412.32-490.00-130-00	Sal-Regular	1.00	57,002	-	-	4		
5	4	6	-		5	208-412.32-490.00-150-00	Sal-Overtime		-	-	-	5		
6	28,522	27,037	26,992		6	208-412.32-490.00-210-00	Ben-Insurance Benefits		29,605	-	-	6		
7	4,702	4,513	4,568		7	208-412.32-490.00-220-00	Ben-FICA Tax		4,361	-	-	7		
8	10,424	9,769	10,799		8	208-412.32-490.00-230-00	Ben-PERS ER		10,175	-	-	8		
9	3,692	3,542	3,583		9	208-412.32-490.00-231-00	Ben-PERS EE 6%		3,420	-	-	9		
10	4,380	-	-		10	208-412.32-490.00-232-00	Ben-PERS Bond		-	-	-	10		
11	(1,690)	-	(530)		11	208-412.32-490.00-233-00	Ben-PERS 822		(519)	-	-	11		
12	35	34	42		12	208-412.32-490.00-260-00	Ben-Workers Compensation		40	-	-	12		
13	21	20	22		13	208-412.32-490.00-261-00	Ben-WBF		20	-	-	13		
14	-	119	239		14	208-412.32-490.00-262-00	Ben-PLO		228	-	-	14		
15	154	118	29		15	208-412.32-490.00-270-00	Ben-Unemployment Insurance		29	-	-	15		
16	111,780	104,182	105,462	1.10	16	TOTAL PERSONAL SERVICES		1	1.00	104,361	-	-	16	
17	-	505	-		17	208-412.32-490.00-320-00	Conferences & Training		4,332	-	-	17		
18	-	55	-		18	208-412.32-490.00-321-00	Travel-Mileage		250	-	-	18		
19	586	463	335		19	208-412.32-490.00-412-00	Util-Cell Phone		-	-	-	19		
20	1,100	-	1,100		20	208-412.32-490.00-451-50	Maint-Software		-	-	-	20		
21	16	980	-		21	208-412.32-490.00-500-00	Office Supplies		250	-	-	21		
22	1,097	771	502		22	208-412.32-490.00-518-00	Professional Supplies		959	-	-	22		
23	1,414	-	-		23	208-412.32-490.00-595-18	Other-Grant Expense		-	-	-	23		
24	11,643	11,882	12,642		24	208-412.32-490.00-600-00	IGS-Admin Allocation		12,642	-	-	24		
25	15,856	14,656	14,579		25	TOTAL MATERIALS & SERVICES		2	18,433	-	-	25		
26	-	3,986	3,792		26	208-412.32-490.00-820-60	Trans Out-F100 PERS Dbt Svc		3,619	-	-	26		
27	-	3,986	3,792	0.00	27	TOTAL TRANSFERS OUT		5	3,619	-	-	27		
26	127,636	122,824	123,833	1.10	26	TOTAL REQUIREMENTS		9	1.00	126,413	-	-	26	
27	-	(61,651)	-		27	CONTRIBUTION TO/(FROM) FUND			-	-	-	27		
Tab 23					Tab 23	FUND 208-Restricted Funds-State Trauma INF Response					Tab 23			
28	-	-	-		28	208-412.33-355.85-000-00	State-TIRT Grant		-	-	-	28		
29	-	-	-		29	208-412.33-330.00-000-00	Interest Allocations		-	-	-	29		
30	-	-	-		30	208-412.33-399.04-000-00			69,872	-	-	30		
31	-	-	-		31	TOTAL RESOURCES		10	69,872	-	-	31		
32	-	-	-		32	208-412.33-490.00-302-00			69,872	-	-	32		
33	-	-	-		33	208-412.33-490.00-321-00			-	-	-	33		
34	-	-	-		34	208-412.33-490.00-412-00			-	-	-	34		
35	-	-	-		35	208-412.33-490.00-451-50			-	-	-	35		
36	-	-	-		36	208-412.33-490.00-500-00			-	-	-	36		
37	-	-	-		37	208-412.33-490.00-518-00			-	-	-	37		
38	-	-	-		38	208-412.33-490.00-595-18			-	-	-	38		
39	-	-	-		39	208-412.33-490.00-600-00			-	-	-	39		
40	-	-	-		40	TOTAL MATERIALS & SERVICES		2	69,872	-	-	40		
41	-	-	-		41	TOTAL REQUIREMENTS		9	69,872	-	-	41		
42	-	-	-		42	CONTRIBUTION TO/(FROM) FUND			-	-	-	42		

LINE ITEM ELEMENT #	HISTORICAL DATA				FTE 2023/2024	L I N E #	RESOURCE/REQUIREMENT DESCRIPTION PROPOSED	FTE 2024/2025	Budget for next Year 2024-2025			L I N E #
	Actual		5									
	Second Preceding Year 06/30/22	First Preceding Year 06/30/23	Adopted Budget This Year 06/30/24	2024/2025 Proposed by Budget Officer					2024/2025 Approved by Budget Committee	2024/2025 Adopted by Governing Body		
Tab 23 FUND 208-Restricted Funds-District Attorney-CJC Family Drug Court											Tab 23	
1	116,169	222,198	205,130	1	208-412.50-355.75-000-00	State-CJC Grants		273,200	-	-	1	
2	-	-	-	2	208-412.50-399.04-000-00	Beg Balance-Restricted		149,271	-	-	2	
3	116,169	222,198	205,130	3	TOTAL RESOURCES		10	422,471	-	-	3	
4	3,062	175,316	170,000	4	208-412.50-490.00-300-00	Professional Fees		384,971	-	-	4	
5	-	4,638	8,650	5	208-412.50-490.00-320-00	Conferences & Training		10,000	-	-	5	
6	96,997	20,738	5,000	6	208-412.50-490.00-508-30	Client Program Supplies		7,500	-	-	6	
7	16,110	21,470	21,480	7	208-412.50-490.00-600-00	IGS-Admin Allocation		20,000	-	-	7	
8	116,169	222,162	205,130	8	<i>TOTAL MATERIALS & SERVICES</i>		2	422,471	-	-	8	
9	116,169	222,162	205,130	9	TOTAL REQUIREMENTS		9	422,471	-	-	9	
10	-	36	-	10	<i>CONTRIBUTION TO/(FROM) FUND</i>			-	-	-	10	
Tab 23 FUND 208-Restricted Funds-District Attorney-CJC Adult Drug Court											Tab 23	
12	13,141	43,473	81,550	12	208-412.51-355.75-000-00	State-CJC Grants		68,000	-	-	12	
13	-	-	-	13	208-412.51-399.04-000-00	Beg Balance-Restricted		43,517	-	-	13	
14	13,141	43,473	81,550	14	TOTAL RESOURCES		10	111,517	-	-	14	
15	8,285	23,225	52,900	15	208-412.51-490.00-300-00	Professional Fees		67,517	-	-	15	
16	-	-	8,650	16	208-412.51-490.00-320-00	Conferences & Training		10,000	-	-	16	
17	355	14,280	14,000	17	208-412.51-490.00-508-30	Client Program Supplies		28,000	-	-	17	
18	4,500	6,000	6,000	18	208-412.51-490.00-600-00	IGS-Admin Allocation		6,000	-	-	18	
19	13,141	43,505	81,550	19	<i>TOTAL MATERIALS & SERVICES</i>		2	111,517	-	-	19	
20	13,141	43,505	81,550	20	TOTAL REQUIREMENTS		9	111,517	-	-	20	
21	-	(32)	-	21	<i>CONTRIBUTION TO/(FROM) FUND</i>			-	-	-	21	
Tab 23 FUND 208-Restricted Funds-District Attorney-CJC Mental Health & Veterans Treatment											Tab 23	
23	26,507	39,144	67,590	23	208-412.52-355.75-000-00	State-CJC Grants		49,100	-	-	23	
24	-	-	-	24	208-412.52-399.04-000-00	Beg Balance-Restricted		21,330	-	-	24	
25	26,507	39,144	67,590	25	TOTAL RESOURCES		10	70,430	-	-	25	
26	4,465	21,243	43,400	26	208-412.52-490.00-300-00	Professional Fees		33,330	-	-	26	
27	-	3,980	8,650	27	208-412.52-490.00-320-00	Conferences & Training		9,000	-	-	27	
28	18,187	10,118	10,400	28	208-412.52-490.00-508-30	Client Program Supplies		24,100	-	-	28	
29	3,855	5,140	5,140	29	208-412.52-490.00-600-00	IGS-Admin Allocation		4,000	-	-	29	
30	26,507	40,481	67,590	30	<i>TOTAL MATERIALS & SERVICES</i>		2	70,430	-	-	30	
31	26,507	40,481	67,590	31	TOTAL REQUIREMENTS		9	70,430	-	-	31	
32	-	(1,337)	-	32	<i>CONTRIBUTION TO/(FROM) FUND</i>			-	-	-	32	
Tab 23 FUND 208-Restricted Funds-Juvenile-Harr Funds											Tab 23	
34	927	3,977	-	34	208-418.20-330.00-000-00	Interest Allocations		4,500	-	-	34	
35	-	-	-	35	208-418.20-375.00-100-18	Trans In-Fund 100-Juvenile		-	-	-	35	
36	136,652	137,579	150,000	36	208-418.20-399.04-000-00	Beg Balance-Restricted		146,492	-	-	36	
37	137,579	141,556	150,000	37	TOTAL RESOURCES		10	150,992	-	-	37	
38	-	-	150,000	38	208-418.20-490.00-750-00	Capital Outlay-Building Improv		150,992	-	-	38	
39	-	-	150,000	39	<i>TOTAL CAPITAL OUTLAY</i>		3	150,992	-	-	39	
40	-	-	150,000	40	TOTAL REQUIREMENTS		9	150,992	-	-	40	
40	137,579	141,556	-	40	<i>CONTRIBUTION TO/(FROM) FUND</i>			-	-	-	40	

L I N E #	HISTORICAL DATA				L I N E #	RESOURCE/REQUIREMENT DESCRIPTION PROPOSED	FTE	Budget for next Year 2024-2025			L I N E #
	Actual		5	FTE				2024/2025 Proposed by Budget Officer	2024/2025 Approved by Budget Committee	2024/2025 Adopted by Governing Body	
	Second Preceding Year 06/30/22	First Preceding Year 06/30/23	Adopted Budget This Year 06/30/24								
Tab 23					Tab 23	FUND 208-Restricted Funds-Juvenile-OYA Expungement					Tab 23
1	-	4	-		1	208-418.30-330.00-000-00 Interest Allocations					1
2	1,237	6,803	10,000		2	208-418.30-351.12-040-00 State-OYA Expungement			10,000		2
3	-	1,237	-		3	208-418.30-399.04-000-00 Beg Balance-Restricted			13,044		3
4	1,237	8,044	10,000		4	TOTAL RESOURCES	10		23,044		4
5	-	-	6,000		5	208-418.30-490.00-130-00 Sal-Regular			23,044		5
6	-	-	-		6	208-418.30-490.00-210-00 Ben-Insur Benefits			-		6
7	-	-	4,000		7	208-418.30-490.00-220-00 Ben-FICA Tax			-		7
8	-	-	-		8	208-418.30-490.00-230-00 Ben-PERS ER			-		8
9	-	-	-		9	208-418.30-490.00-231-00 Ben-PERS EE 6%			-		9
10	-	-	-		10	208-418.30-490.00-232-00 Ben-PERS Bond			-		10
11	-	-	-		11	208-418.30-490.00-233-00 Ben-PERS 822			-		11
12	-	-	-		12	208-418.30-490.00-260-00 Ben-W/ Comp			-		12
13	-	-	-		13	208-418.30-490.00-261-00 Ben-WBF			-		13
14	-	-	-		14	208-418.30-490.00-262-00 Ben-PLO			-		14
14	-	-	-		14	208-418.30-490.00-270-00 Ben-Unemploy Insurance			-		14
15	-	-	10,000		15	TOTAL PERSONAL SERVICES	6		23,044		15
16	-	-	10,000		16	TOTAL REQUIREMENTS	9		23,044		16
17	1,237	8,044	-		17	CONTRIBUTION TO/(FROM) FUND			-		17
Tab 23					Tab 23	FUND 208-Restricted Funds-Juvenile-ODE Youth Div Division					Tab 23
19	-	-	40,185		19	208-418.40-351.12-050-00 State-ODE Youth Dev Council			40,035		19
20	-	-	40,185		20	TOTAL RESOURCES	10		40,035		20
21	-	-	36,167		21	208-418.40-490.00-305-28 Prof Fees-Contracted Service			36,031		21
22	-	-	4,018		22	208-418.40-490.00-600-00 IGS-Admin Allocation			4,004		22
23	-	-	40,185		23	TOTAL MATERIALS & SERVICES	2		40,035		23
24	-	-	40,185		24	TOTAL REQUIREMENTS	9		40,035		24
25	-	-	-		25	CONTRIBUTION TO/(FROM) FUND			-		25
Tab 23					Tab 23	FUND 208-Restricted Funds-Comm Corrections-CESF COVID Funds					Tab 23
27	28	-	-		27	208-422.10-330.00-000-00 Interest Allocations			-		27
28	-	-	-		28	208-422.10-365.53-000-00 Fed-DOC CESF COVID 16.034			-		28
29	6,102	4,540	-		29	208-422.10-399.04-000-00 Beg Balance-Restricted			-		29
30	6,130	4,540	-		30	TOTAL RESOURCES	10		-		30
31	1,590	6,585	-		31	208-422.10-490.00-300-00 Professional Fees			-		31
32	1,590	6,585	-		32	TOTAL MATERIALS & SERVICES	2		-		32
33	1,590	6,585	-		33	TOTAL REQUIREMENTS	9		-		33
34	4,540	(2,045)	-		34	CONTRIBUTION TO/(FROM) FUND			-		34
Tab 23					Tab 23	FUND 208-Restricted Funds-Fairgrounds-OBDD Grant					Tab 23
36	-	745	-		36	208-430.50-330.00-000-00 Interest Allocations			-		36
37	143,767	55,555	312,000		37	208-430.50-355.76-000-00 State-OregonBiz-Fairgrounds			-		37
38	-	-	-		38	208-430.50-399.04-000-00 Beg Balance-Restricted			-		38
39	143,767	56,300	312,000		39	TOTAL RESOURCES	10		-		39
40	143,767	278,522	312,000		40	208-430.50-490.00-740-00 Capital Outlay-Building			-		40
40	143,767	278,522	312,000		40	TOTAL CAPITAL OUTLAY	3		-		40
41	143,767	278,522	312,000		41	TOTAL REQUIREMENTS	9		-		41
42	-	(222,222)	-		42	CONTRIBUTION TO/(FROM) FUND			-		42

L I N E #	HISTORICAL DATA			FTE 2023/2024	L I N E #	RESOURCE/REQUIREMENT DESCRIPTION PROPOSED	FTE 2024/2025	Budget for next Year 2024-2025			L I N E #
	Actual		5					2024/2025 Proposed by Budget Officer	2024/2025 Approved by Budget Committee	2024/2025 Adopted by Governing Body	
	Second Preceding Year 06/30/22	First Preceding Year 06/30/23	Adopted Budget This Year 06/30/24								
Tab 23				Tab 23	<u>FUND 208-Restricted Funds-Mental Health Funds</u>						Tab 23
1	53,225	41,887	55,000	1	208-436.02-351.11-000-00	State-Mental Health Tax 40%		34,074	-	-	1
2	-	-	-	2	208-436.02-399.04-000-00	Beg Balance-Restricted		-	-	-	2
3	53,225	41,887	55,000	3	TOTAL RESOURCES		10	34,074	-	-	3
4	53,225	41,887	55,000	4	208-436.02-490.00-305-28	Prof Fees-Contracted Service		34,074	-	-	4
5	53,225	41,887	55,000	5	TOTAL MATERIALS & SERVICES		2	34,074	-	-	5
6	53,225	41,887	55,000	6	TOTAL REQUIREMENTS		9	34,074	-	-	6
7	-	-	-	7	CONTRIBUTION TO/(FROM) FUND			-	-	-	7
Tab 23				Tab 23	<u>FUND 208-Restricted Funds-Public Health-Marijuana Drug Prevention</u>						Tab 23
9	456	1,955	-	9	208-436.04-330.00-000-00	Interest Allocations		-	-	-	9
10	-	-	-	10	208-436.04-375.00-100-36	Trans In-Fund 100 Public Healt		-	-	-	10
11	67,177	67,632	70,000	11	208-436.04-399.04-000-00	Beg Balance-Restricted		71,203	-	-	11
12	67,632	69,587	70,000	12	TOTAL RESOURCES		10	71,203	-	-	12
13	-	-	70,000	13	208-436.04-490.00-300-00	Professional Fees		71,203	-	-	13
14	-	-	70,000	14	TOTAL MATERIALS & SERVICES		2	71,203	-	-	14
15	-	-	70,000	15	TOTAL REQUIREMENTS		9	71,203	-	-	15
16	67,632	69,587	-	16	CONTRIBUTION TO/(FROM) FUND			-	-	-	16
Tab 23				Tab 23	<u>FUND 208-Restricted Funds-Public Health-PE51-02 RegMod Phase 2 Interest</u>						Tab 23
18	257	65	-	18	208-436.51-330.00-000-00	Interest Allocations		-	-	-	18
19	542	799	900	19	208-436.51-399.04-000-00	Beg Balance-Restricted		-	-	-	19
20	799	864	900	20	TOTAL RESOURCES		10	-	-	-	20
21	-	-	1,400	21	208-436.51-490.00-130-00	Sal-Regular		-	-	-	21
22	-	-	1,400	22	TOTAL PERSONAL SERVICES		1	-	-	-	22
23	-	-	1,400	23	TOTAL REQUIREMENTS		9	-	-	-	23
24	799	864	(500)	24	CONTRIBUTION TO/(FROM) FUND			-	-	-	24
Tab 23				Tab 23	<u>FUND 208-Restricted Funds-Public Health-PE51-03 ARPA WF Interest</u>						Tab 23
26	55	2,398	-	26	208-436.53-330.00-000-00	Interest Allocations		-	-	-	26
27	-	55	500	27	208-436.53-399.04-000-00	Beg Balance-Restricted		-	-	-	27
28	55	2,453	500	28	TOTAL RESOURCES		10	-	-	-	28
29	-	-	-	29	208-436.53-490.00-130-00			-	-	-	29
30	-	-	-	30	TOTAL PERSONAL SERVICES		1	-	-	-	30
31	-	-	-	31	TOTAL REQUIREMENTS		9	-	-	-	31
32	55	2,453	500	32	CONTRIBUTION TO/(FROM) FUND			-	-	-	32

L I N E #	HISTORICAL DATA				L I N E #	RESOURCE/REQUIREMENT DESCRIPTION PROPOSED	FTE	Budget for next Year 2024-2025			L I N E #	
	Actual		5	FTE				2024/2025 Proposed by Budget Officer	2024/2025 Approved by Budget Committee	2024/2025 Adopted by Governing Body		
	Second Preceding Year 06/30/22	First Preceding Year 06/30/23	Adopted Budget This Year 06/30/24									
Tab 23				2023/2024	T	Account Number	Account Description	FTE 2024/2025				Tab 23
						FUND 208-Restricted Funds-Public Health-DAS-Vaccine Equity						
1	744	-	-		1	208-436.76-330.00-000-00	Interest Allocations		-	-	-	-
2	183,232	-	-		2	208-436.76-365.53-000-00	Fed-CARES Act 21-019 VACCINE		-	-	-	-
3	182,039	-	-		3	208-436.76-399.04-000-00	Beg Balance-Restricted		-	-	-	-
4	366,015	-	-		4	TOTAL RESOURCES		10	-	-	-	4
5	4,402	-	-	0.0000	5	208-436.76-490.00-130-00	Sal-Regular	0.0000	-	-	-	5
6	81	-	-		6	208-436.76-490.00-150-00	Sal-Overtime		-	-	-	6
7	786	-	-		7	208-436.76-490.00-210-00	Ben-Insur Benefits		-	-	-	7
8	342	-	-		8	208-436.76-490.00-220-00	Ben-FICA Tax		-	-	-	8
9	719	-	-		9	208-436.76-490.00-230-00	Ben-PERS ER		-	-	-	9
10	269	-	-		10	208-436.76-490.00-231-00	Ben-PERS EE 6%		-	-	-	10
11	291	-	-		11	208-436.76-490.00-232-00	Ben-PERS Bond		-	-	-	11
12	(147)	-	-		12	208-436.76-490.00-233-00	Ben-PERS 822		-	-	-	12
13	2	-	-		13	208-436.76-490.00-260-00	Ben-W/ Comp		-	-	-	13
14	1	-	-		14	208-436.76-490.00-261-00	Ben-WBF		-	-	-	14
15	11	-	-		15	208-436.76-490.00-270-00	Ben-Unemploy Insurance		-	-	-	15
16	6,758	-	-		16	TOTAL PERSONAL SERVICES		1	-	-	-	16
17	630	-	-		17	208-436.76-490.00-300-00	Professional Fees		-	-	-	17
18	7,841	-	-		18	208-436.76-490.00-410-00	Office Rent		-	-	-	18
19	178	-	-		19	208-436.76-490.00-411-00	Util-Telephone		-	-	-	19
20	216	-	-		20	208-436.76-490.00-413-00	Util-Electricity		-	-	-	20
21	11,405	-	-		21	208-436.76-490.00-455-00	Repairs & Maint-Bldg		-	-	-	21
22	16,088	-	-		22	208-436.76-490.00-515-00	Non-Cap Equipment		-	-	-	22
23	2,881	-	-		23	208-436.76-490.00-517-00	Field Supplies		-	-	-	23
24	283,084	-	-		24	208-436.76-490.00-586-10	Grant Refunds		-	-	-	24
25	322,322	-	-		25	TOTAL MATERIALS & SERVICES		2	-	-	-	25
26	36,934	-	-		26	208-436.76-490.00-720-00	Capital Outlay-Equipment		-	-	-	26
27	36,934	-	-		27	TOTAL CAPITAL OUTLAY		3	-	-	-	27
28	366,015	-	-	0.0000	28	TOTAL REQUIREMENTS		9	0.0000	-	-	28
29	-	-	-		29	CONTRIBUTION TO/(FROM) FUND			-	-	-	29
Tab 23					Tab 23	FUND 208-Restricted Funds-Public Health-State FEMA Vaccine Clinic						Tab 23
31	-	-	-		31	208-436.77-330.00-000-00	Interest Allocations		-	-	-	-
32	232,038	105,327	-		32	208-436.77-363.16-000-00	Fed-PH FEMA Vaccine 97-036		-	-	-	-
33	232,038	105,327	-		33	TOTAL RESOURCES		10	-	-	-	33
34	317	-	-		34	208-436.77-490.00-300-00	Professional Fees		-	-	-	34
35	13,300	1,970	-		35	208-436.77-490.00-410-00	Office Rent		-	-	-	35
36	-	14,853	-		36	208-436.77-490.00-451-50	Maint-Software		-	-	-	36
37	38,383	85,163	-		37	208-436.77-490.00-510-00	Advertising-Legal		-	-	-	37
38	16,042	5,907	-		38	208-436.77-490.00-515-00	Non-Capital Equipment		-	-	-	38
39	3,550	2,542	-		39	208-436.77-490.00-517-00	Field Supplies		-	-	-	39
40	2,763	743	-		40	208-436.77-490.00-560-00	Equipment Rentals		-	-	-	40
41	74,354	111,178	-		41	TOTAL MATERIALS & SERVICES		2	-	-	-	41
42	28,100	-	-		42	208-436.77-490.00-710-00	Capital Outlay-Software		-	-	-	42
43	129,584	1,714	-		43	208-436.77-490.00-730-00	Capital Outlay-Vehicles		-	-	-	43
44	157,684	1,714	-		44	TOTAL CAPITAL OUTLAY		3	-	-	-	44
45	232,038	112,892	-		45	TOTAL REQUIREMENTS		9	-	-	-	45
46	(7,565)	-	-		46	CONTRIBUTION TO/(FROM) FUND			-	-	-	46

LINE #	HISTORICAL DATA				FTE	L I N E #	RESOURCE/REQUIREMENT DESCRIPTION PROPOSED	Account Number	Account Description	FTE	Budget for next Year 2024-2025			L I N E #
	Actual		5	2023/2024							2024/2025	2024/2025	2024/2025	
	Second Preceding Year 06/30/22	First Preceding Year 06/30/23	Adopted Budget This Year 06/30/24											
Tab 23														
FUND 208-Restricted Funds-Public Health-PE43-06 Cares Flue Interest														
1	4	0	-		1	208-436.80-330.00-000-00	Interest Allocations						1	
2	-	4	-		2	208-436.80-399.04-000-00	Beg Balance-Restricted						2	
3	4	4	-		3	TOTAL RESOURCES		10					3	
4	-	-	-		4	TOTAL MATERIALS & SERVICES		2					4	
5	-	-	-		5	TOTAL REQUIREMENTS		9					5	
6	4	4	-		6	CONTRIBUTION TO/(FROM) FUND							6	
Tab 23														
FUND 208-Restricted Funds-Public Health-PE01-07 Covid Contact Interest														
8	291	8	-		8	208-436.81-330.00-000-00	Interest Allocations						8	
9	-	291	-		9	208-436.81-399.04-000-00	Beg Balance-Restricted						9	
10	291	299	-		10	TOTAL RESOURCES		10					10	
11	-	-	-		11	208-436.81-490.00-517-00							11	
12	-	-	-		12	TOTAL MATERIALS & SERVICES		2					12	
13	-	-	-		13	TOTAL REQUIREMENTS		9					13	
14	291	299	-		14	CONTRIBUTION TO/(FROM) FUND							14	
Tab 23														
FUND 208-Restricted Funds-Public Health-PE01-08 Covid Wrap Interest														
16	78	246	-		16	208-436.82-330.00-000-00	Interest Allocations						16	
17	-	78	-		17	208-436.82-399.04-000-00	Beg Balance-Restricted						17	
18	78	324	-		18	TOTAL RESOURCES		10					18	
19	-	-	-		19	208-436.82-490.00-517-00							19	
20	-	-	-		20	TOTAL MATERIALS & SERVICES		2					20	
21	-	-	-		21	TOTAL REQUIREMENTS		9					21	
22	78	324	-		22	CONTRIBUTION TO/(FROM) FUND							22	
Tab 23														
FUND 208-Restricted Funds-Public Health-PE01-09 COVID Contact Interest														
24	5,191	12,004	-		24	208-436.83-330.00-000-00	Interest Allocations			10,000			24	
25	-	5,191	15,000		25	208-436.83-399.04-000-00	Beg Balance-Restricted			26,670			25	
26	5,191	17,195	15,000		26	TOTAL RESOURCES		10		36,670			26	
27	-	-	15,000		27	208-436.83-490.00-517-00				36,670			27	
28	-	-	15,000		28	TOTAL MATERIALS & SERVICES		2		36,670			28	
29	-	-	15,000		29	TOTAL REQUIREMENTS		9		36,670			29	
30	5,191	17,195	-		30	CONTRIBUTION TO/(FROM) FUND							30	
Tab 23														
FUND 208-Restricted Funds-Public Health-PE01-10 COVID Immunization Interest														
32	1,366	1,779	-		32	208-436.84-330.00-000-00	Interest Allocations						32	
33	-	1,366	3,000		33	208-436.84-399.04-000-00	Beg Balance-Restricted						33	
34	1,366	3,145	3,000		34	TOTAL RESOURCES		10					34	
35	-	-	3,000		35	208-436.84-490.00-130-00		Sal-Regular					35	
36	-	-	3,000		36	TOTAL PERSONAL SERVICES		1					36	
37	-	-	3,000		37	TOTAL REQUIREMENTS		9					37	
38	1,366	3,145	-		38	CONTRIBUTION TO/(FROM) FUND							38	
Tab 23														
FUND 208-Restricted Funds-Public Health-PE51-01 LPHA Interest														
40	-	6,354	-		40	208-436.90-330.00-000-00	Interest Allocations			25,000			40	
41	-	-	3,000		41	208-436.90-399.04-000-00	Beg Balance-Restricted			29,361			41	
42	-	6,354	3,000		42	TOTAL RESOURCES		10		54,361			42	
43	-	-	3,000		43	208-436.90-490.00--130.00		Sal-Regular		54,361			43	
44	-	-	3,000		44	TOTAL MATERIALS & SERVICES		1		54,361			44	
45	-	-	3,000		45	TOTAL REQUIREMENTS		9		54,361			45	
46	-	6,354	-		46	CONTRIBUTION TO/(FROM) FUND							46	

L I N E #	HISTORICAL DATA				L I N E #	RESOURCE/REQUIREMENT DESCRIPTION PROPOSED	FTE	Budget for next Year 2024-2025			L I N E #			
	Actual		5	FTE				Account Number	Account Description	FTE		2024/2025	2024/2025	2024/2025
	Second Preceding Year 06/30/22	First Preceding Year 06/30/23	Adopted Budget This Year 06/30/24									2023/2024	2024/2025	Proposed by Budget Officer
Tab 23					Tab 23	FUND 208-Restricted Funds-Public Health-PE12-02 Covid 19 Interest					Tab 23			
1	0	3	-		1	208-436.91-330.00-000-00	Interest Allocations				-	1		
2	109	109			2	208-436.91-399.04-000-00	Beg Balance-Restricted				-	2		
3	109	112	-		3	TOTAL RESOURCES		10			-	3		
4	-	-			4	208-436.82-490.00-517-00					-	4		
5	-	-			5	TOTAL MATERIALS & SERVICES		2			-	5		
6	-	-			6	TOTAL REQUIREMENTS		9			-	6		
7	109	112	-		7	CONTRIBUTION TO/(FROM) FUND					-	7		
Tab 23					Tab 23	FUND 208-Restricted Funds-Public Health-Community Wellness					Tab 23			
9	3,857	-	-		9	208-437.01-329.00-000-00	Donations				-	9		
10	3	3			10	208-437.01-330.00-000-00	Interest Allocations				-	10		
11	-	321	100		11	208-437.01-399.04-000-00	Beg Balance-Restricted				-	11		
12	3,860	323	100		12	TOTAL RESOURCES		10			-	12		
13	3,539	233	100		13	208-437.01-490.00-580-00	Employee Recognition				-	13		
14	3,539	233	100		14	TOTAL MATERIALS & SERVICES		2			-	14		
15	3,539	233	100		15	TOTAL REQUIREMENTS		9			-	15		
16	321	91	-		16	CONTRIBUTION TO/(FROM) FUND					-	16		
Tab 23					Tab 23	FUND 208-Restricted Funds-Public Health-Community Wellness					Tab 23			
18	25,000	-	-		18	208-437.02-329.17-000-00	Grant-CPCCO Comm Wellness				-	18		
19	33	455			19	208-437.02-330.00-000-00	Interest Allocations				-	19		
20	-	25,033	20,000		20	208-437.02-399.04-000-00	Beg Balance-Restricted				-	20		
21	25,033	25,488	20,000		21	TOTAL RESOURCES		10			-	21		
22	-	21,803	20,000		22	208-437.02-490.00-305-28	Prof Fees-Contracted Service				-	22		
23	-	21,803	20,000		23	TOTAL MATERIALS & SERVICES		2			-	23		
24	-	21,803	20,000		24	TOTAL REQUIREMENTS		9			-	24		
25	25,033	3,686	-		25	CONTRIBUTION TO/(FROM) FUND					-	25		
Tab 23					Tab 23	FUND 208-Restricted Funds-Public Health-Columbia Pacific Donation					Tab 23			
27	-	59,190	-		27	208-437.03-329.00-000-00	Donations		2,500		-	27		
28	-	949			28	208-437.03-330.00-000-00	Interest Allocations		2,500		-	28		
29	-	-			29	208-437.03-399.04-000-00	Beg Balance-Restricted		58,647		-	29		
30	-	60,138	-		30	TOTAL RESOURCES		10	63,647		-	30		
30	-	126			30	208-437.03-490.00-505-00	Professional Supplies				-	30		
31	-	-			31	208-437.03-490.00-515-00	Non-Capital Equipment		63,647		-	31		
32	-	126			32	TOTAL MATERIALS & SERVICES		2	63,647		-	32		
33	-	126	-		33	TOTAL REQUIREMENTS		9	63,647		-	33		
34	-	60,012	-		34	CONTRIBUTION TO/(FROM) FUND					-	34		

L I N E #	HISTORICAL DATA				L I N E #	RESOURCE/REQUIREMENT DESCRIPTION PROPOSED	FTE	Budget for next Year 2024-2025			L I N E #			
	Actual		5	FTE				Account Number	Account Description	FTE		2024/2025	2024/2025	2024/2025
	Second Preceding Year 06/30/22	First Preceding Year 06/30/23	Adopted Budget This Year 06/30/24									2023/2024	2024/2025	Proposed by Budget Officer
Tab 23														
<u>FUND 208-Restricted Funds -Court Mediation</u>														
1	72	2,011	-		1	208-437.10-330.00-000-00				2,500	-	-	1	
2	37,778	37,778	37,778		2	208-437.10-341.10-000-00				38,000	-	-	2	
3	-	-	-		3	208-437.10-375.00-100-00					-	-	3	
4	9,843	38,768	70,000		4	208-437.10-399.04-000-00					-	-	4	
5	47,693	78,558	107,778		5	TOTAL RESOURCES	10			40,500	-	-	5	
6	8,925	13,073	107,778		6	208-437.10-490.00-305-28				40,500	-	-	6	
7	8,925	13,073	107,778		7	TOTAL MATERIALS & SERVICES	2			40,500	-	-	7	
8	-	-	-		8	208-437.10-490.00-880-00					-	-	8	
9	-	-	-		9	TOTAL OPERATING CONTINGENCY	6				-	-	9	
10	8,925	13,073	107,778		10	TOTAL REQUIREMENTS	9			40,500	-	-	10	
11	38,768	65,485	-		11	CONTRIBUTION TO/(FROM) FUND				-	-	-	11	
Tab 23														
<u>FUND 208-Restricted Funds-Em Mgmt-OEM Grant</u>														
13	185	848	-		13	208-444.02-330.00-000-00				-	-	-	13	
14	-	-	-		14	208-444.02-364.10-000-00					-	-	14	
15	38,501	36,250	36,500		15	208-444.02-399.04-000-00				32,180	-	-	15	
16	38,686	37,097	36,500		16	TOTAL RESOURCES	10			32,180	-	-	16	
17	2,436	-	-		17	208-444.02-490.00-455-00					-	-	17	
18	-	-	-		18	208-444.02-490.00-515-00					-	-	18	
19	2,436	-	-		19	TOTAL MATERIALS & SERVICES	2				-	-	19	
20	-	-	36,500		20	208-444.02-490.00-720-00				32,180	-	-	20	
21	-	-	36,500		21	TOTAL CAPITAL OUTLAY	3			32,180	-	-	21	
22	-	6,000	-		22	208-444.02-490.00-831-11					-	-	22	
23	-	6,000	-		23	TOTAL TRANSFERS OUT	5				-	-	23	
24	2,436	6,000	36,500		24	TOTAL REQUIREMENTS	9			32,180	-	-	24	
25	36,250	31,097	-		25	CONTRIBUTION TO/(FROM) FUND				-	-	-	25	
Tab 23														
<u>FUND 208-Restricted Funds-Emergency Management-HSEM Funds</u>														
27	64,692	88,604	65,000		27	208-444.20-318.63-000-00				65,000	-	-	-	
28	225	1,955	400		28	208-444.20-330.00-000-00				4,356	-	-	-	
29	-	-	-		29	208-444.20-375.00-100-44					-	-	-	
30	45,465	62,241	90,000		30	208-444.20-399.04-000-00					-	-	-	
31	110,382	152,801	155,400		31	TOTAL RESOURCES	10			69,356	-	-	31	
32	33,206	9,438	25,480	0.69	32	208-444.20-490.00-140-00		0.49			-	-	32	
33	-	-	2,000		33	208-444.20-490.00-150-00					-	-	33	
34	2,540	722	2,102		34	208-444.20-490.00-220-00					-	-	34	
35	2,336	1,529	5,802		35	208-444.20-490.00-230-00					-	-	35	
36	848	544	120		36	208-444.20-490.00-231-00					-	-	36	
37	1,140	-	-		37	208-444.20-490.00-232-00					-	-	37	
38	(467)	-	(166)		38	208-444.20-490.00-233-00					-	-	38	
39	211	63	19		39	208-444.20-490.00-260-00					-	-	39	
40	14	4	11		40	208-444.20-490.00-261-00					-	-	40	
41	-	-	110		41	208-444.20-490.00-262-00					-	-	41	
42	83	24	14		42	208-444.20-490.00-270-00					-	-	42	
43	39,913	12,323	35,492	0.69	43	TOTAL PERSONAL SERVICES	1	0.49			-	-	43	

L I N E #	HISTORICAL DATA				L I N E #	RESOURCE/REQUIREMENT DESCRIPTION PROPOSED	FTE	Budget for next Year 2024-2025			L I N E #			
	Actual		5	FTE				Account Number	Account Description	FTE		2024/2025		
	Second	First	Adopted									2024/2025	2024/2025	2024/2025
	Preceding	Preceding	Budget											
Year	Year	This Year	2023/2024	T		2024/2025	by Budget	by Budget	by Governing					
#	06/30/22	06/30/23	06/30/24				Officer	Committee	Body	#				
1	3,804	-	30,000		1	208-444.20-490.00-302-00	Prof Fees-Temp Services	22,317	-	-	1			
2	-	-	-		2	208-444.20-490.00-315-00	Membership Dues	-	-	-	2			
3	-	-	1,000		3	208-444.20-490.00-320-00	Conferences & Training	1,000	-	-	3			
4	-	-	500		4	208-444.20-490.00-321-00	Travel-Mileage	-	-	-	4			
5	15	-	-		5	208-444.20-490.00-451-50	Maint-Software	-	-	-	5			
6	-	-	200		6	208-444.20-490.00-500-00	Office Supplies	364	-	-	6			
7	-	-	45,000		7	208-444.20-490.00-517-00	Field Supplies	38,000	-	-	7			
8	4,409	12,181	11,836		8	208-444.20-490.00-600-00	IGS-Admin Allocation	7,675	-	-	8			
9	8,228	12,181	88,536		9	<i>TOTAL MATERIALS & SERVICES</i>		2	69,356	-	-	9		
10	-	-	30,000		10	208-444.20-490.00-720-00	Capital Outlay-Equipment	-	-	-	10			
11	-	-	30,000		11	<i>TOTAL CAPITAL OUTLAY</i>		3	-	-	-	11		
8	-	575	130		8	208-444.20-490.00-820-60	Trans Out-F100 PERS Dbt Svc	-	-	-	8			
9	-	575	130	0.00	9	<i>TOTAL TRANSFERS OUT</i>		5	-	-	-	9		
12	-	-	1,242		12	208-444.20-490.00-880-00	Contingency	-	-	-	12			
13	-	-	1,242		13	<i>Total Contingency</i>		6	-	-	-	13		
14	48,141	25,079	155,400	0.69	14	TOTAL REQUIREMENTS		9	0.49	69,356	-	-	14	
15	62,241	127,721	-		15	CONTRIBUTION TO/(FROM) FUND		-	-	-	-	-	15	
Tab 23	FUND 208-Restricted Funds-Emergency Management-UASI Grants											Tab 23		
17	16,893	35,690	15,874		17	208-444.25-365.50-000-00	Fed-UASI Grant 97.067	-	-	-	-	17		
18	-	118	-		18	208-444.25-399.04-000-00	Beg Balance-Restricted	-	-	-	-	18		
19	16,893	35,807	15,874		19	TOTAL RESOURCES		10	-	-	-	19		
20	-	-	-		20	208-444.25-490.00-300-00	Professional Fees	-	-	-	-	20		
21	-	118	-		21	208-444.25-490.00-500-00	Office Supplies	-	-	-	-	21		
22	10,539	8,566	5,874		22	208-444.25-490.00-505-00	Professional Supplies	-	-	-	-	22		
23	6,236	36,880	10,000		23	208-444.25-490.00-515-00	Non-Capital Equipment	-	-	-	-	23		
24	16,776	45,564	15,874		24	<i>TOTAL MATERIALS & SERVICES</i>		2	-	-	-	24		
25	-	14,975	-		25	208-444.25-490.00-720-00	Capital Outlay-Equipment	-	-	-	-	25		
26	-	14,975	-		26	<i>TOTAL CAPITAL OUTLAY</i>		3	-	-	-	26		
27	16,776	60,539	15,874		27	TOTAL REQUIREMENTS		9	-	-	-	27		
28	118	(24,732)	-		28	CONTRIBUTION TO/(FROM) FUND		-	-	-	-	28		
Tab 23	FUND 208-Restricted Funds-Emergency Management-UASI Training											Tab 23		
30	-	69,529	97,954		30	208-444.26-365.50-000-00	Fed-UASI Grant 97.067	-	-	-	-	30		
31	-	6,014	-		31	208-444.26-375.00-208-02	Trans In-F208 OEM Grant	-	-	-	-	31		
32	-	75,543	97,954		32	TOTAL RESOURCES		10	-	-	-	32		
33	-	47,227	58,804	1.00	33	208-444.26-490.00-130-00	Sal-Regular	1.00	-	-	-	33		
34	-	1,578	2,755		34	208-444.26-490.00-210-00	Ben-Insurance Benefits	-	-	-	-	34		
35	-	3,613	4,499		35	208-444.26-490.00-220-00	Ben-FICA Tax	-	-	-	-	35		
36	-	6,881	10,497		36	208-444.26-490.00-230-00	Ben-PERS ER	-	-	-	-	36		
37	-	2,575	3,528		37	208-444.26-490.00-231-00	Ben-PERS EE 6%	-	-	-	-	37		
38	-	-	-		38	208-444.26-490.00-232-00	Ben-PERS Bond	-	-	-	-	38		
39	-	-	(535)		39	208-444.26-490.00-233-00	Ben-PERS 822	-	-	-	-	39		
40	-	330	508		40	208-444.26-490.00-260-00	Ben-W/ Comp	-	-	-	-	40		

L I N E #	HISTORICAL DATA				L I N E #	RESOURCE/REQUIREMENT DESCRIPTION PROPOSED	FTE	Budget for next Year 2024-2025			L I N E #	
	Actual		5	FTE				2024/2025 Proposed by Budget Officer	2024/2025 Approved by Budget Committee	2024/2025 Adopted by Governing Body		
	Second Preceding Year 06/30/22	First Preceding Year 06/30/23	Adopted Budget This Year 06/30/24									
1	-	18	23	1	208-444.26-490.00-261-00	Ben-WBF				-	1	
2	-	110	235	2	208-444.26-490.00-262-00	Ben-PLO				-	2	
3	-	91	30	3	208-444.26-490.00-270-00	Ben-Unemployment Insurance				-	3	
4	-	62,422	80,344	1.00	4	TOTAL PERSONAL SERVICES	1	1.00		-	4	
5	-	-	13,788	5	208-444.26-490.00-515-00	Non-Capital Equipment				-	5	
6	-	-	13,788	6	6	TOTAL MATERIALS & SERVICES	2			-	6	
7	-	2,946	3,822	7	208-444.26-490.00-820-60	Trans Out-F100 PERS Dbt Svc				-	7	
8	-	2,946	3,822	0.00	8	TOTAL TRANSFERS OUT	5			-	8	
9	-	65,368	97,954	1.00	9	TOTAL REQUIREMENTS	9	1.00		-	9	
10	-	10,175	-	-	10	CONTRIBUTION TO/(FROM) FUND				-	10	
Tab 23				Tab 23	FUND 208-Restricted Funds-Emergency Management-SHSP Grants						Tab 23	
12	-	-	80,000	12	208-444.28-355.70-000-00	State-SHSP Grant				-	12	
13	-	-	80,000	13	13	TOTAL RESOURCES	10			-	13	
14	-	-	80,000	14	208-444.28-490.00-300-00	Professional Fees				-	14	
15	-	-	-	15	208-444.28-490.00-500-00	Office Supplies				-	15	
16	-	-	-	16	208-444.28-490.00-515-00	Non-Capital Equipment				-	16	
17	-	-	80,000	17	17	TOTAL MATERIALS & SERVICES	2			-	17	
18	-	-	-	18	208-444.28-490.00-720-00	Capital Outlay-Equipment				-	18	
19	-	-	-	19	19	TOTAL CAPITAL OUTLAY	3			-	19	
20	-	-	80,000	20	20	TOTAL REQUIREMENTS	9			-	20	
21	-	-	-	21	21	CONTRIBUTION TO/(FROM) FUND				-	21	
Tab 23				Tab 23	FUND 208-Restricted Funds-Donations for Vernonia Flood						Tab 23	
23	-	-	-	23	208-455.90-329.00-000-00	Donations			9,633	-	-	23
24	-	-	-	24	208-455.90-330.00-000-00	Interest Allocations			-	-	-	24
25	-	-	-	25	208-455.90-399.04-000-00	Beg Balance-Restricted			-	-	-	25
26	-	-	-	26	26	TOTAL RESOURCES	10		9,633	-	-	26
27	-	-	-	27	208-455.99-490.00-505-00				9,633	-	-	27
28	-	-	-	28	28	TOTAL MATERIALS & SERVICES	2		9,633	-	-	28
29	-	-	-	29	29	TOTAL REQUIREMENTS	9		9,633	-	-	29
30	-	-	-	30	30	CONTRIBUTION TO/(FROM) FUND			-	-	-	30
Tab 23				Tab 23	FUND 208-Restricted Funds-Parks-Memorial Garden Donation						Tab 23	
32	2,000	100	-	32	208-455.99-329.00-000-00	Donations			-	-	-	32
33	3	60	-	33	208-455.99-330.00-000-00	Interest Allocations			-	-	-	33
34	-	2,003	2,500	34	208-455.99-399.04-000-00	Beg Balance-Restricted			-	-	-	34
35	2,003	2,163	2,500	35	35	TOTAL RESOURCES	10		-	-	-	35
36	-	-	2,500	36	208-455.99-490.00-300-00	Professional Fees			-	-	-	36
37	-	-	2,500	37	37	TOTAL MATERIALS & SERVICES	2		-	-	-	37
38	-	-	2,500	38	38	TOTAL REQUIREMENTS	9		-	-	-	38
39	2,003	2,163	-	39	39	CONTRIBUTION TO/(FROM) FUND			-	-	-	39
Tab 23				Tab 23	FUND 208-Restricted Funds John Gumm CIS Security Grant						Tab 23	
41	-	26	-	41	208-458.00-330.00-000-00	Interest Allocations			350	-	-	41
42	-	8,083	-	42	208-458.00-329.21-000-00	Grant- JG CIS Security			-	-	-	42
43	-	-	-	43	208-458.00-399.04-000-00	Beg Balance-Restricted			8,459	-	-	43
44	-	8,110	-	44	44	TOTAL RESOURCES	10		8,809	-	-	44
45	-	-	-	45	208-458.00-490.00-300-00				8,809	-	-	45
46	-	-	-	46	46	TOTAL MATERIALS & SERVICES	2		8,809	-	-	46
47	-	-	-	47	47	TOTAL REQUIREMENTS	9		8,809	-	-	47
48	-	8,110	-	48	48	CONTRIBUTION TO/(FROM) FUND			-	-	-	48

L I N E #	HISTORICAL DATA				L I N E #	RESOURCE/REQUIREMENT DESCRIPTION PROPOSED	FTE	Budget for next Year 2024-2025			L I N E #			
	Actual		5	FTE				Account Number	Account Description	FTE		2024/2025	2024/2025	2024/2025
	Second Preceding Year 06/30/22	First Preceding Year 06/30/23	Adopted Budget This Year 06/30/24									2024/2025 Proposed by Budget Officer	2024/2025 Approved by Budget Committee	2024/2025 Adopted by Governing Body

The Following accounts of 100-436 have been moved from the Genral Fund to the Restricted Funds/Grants category as they are Public Health Grants and should not be in the General Fund

Tab 23					Tab 23					Tab 23				
1	63,251	63,216	63,251		1	100-436.01-354.01-000-00	State-PH PE01 Comm Disease			65,542	-	-	1	
2	63,251	63,216	63,251		2	TOTAL RESOURCES		10		65,542	-	-	2	
3	14,915	7,892	-	0.04	3	100-436.01-490.00-120-00	Sal-Dept Head	0.00		4,670	-	-	3	
4	16,369	27,496	31,255	0.31	4	100-436.01-490.00-130-00	Sal-Regular	0.30		28,096	-	-	4	
5	-	221	-	0.10	5	100-436.01-490.00-140-00	Sal-Parttime	0.00		-	-	-	5	
6	399	57	-		6	100-436.01-490.00-150-00	Sal-Overtime			-	-	-	6	
7	11,560	9,108	6,092		7	100-436.01-490.00-210-00	Ben-Insur Benefits			9,910	-	-	7	
8	2,393	2,711	2,391		8	100-436.01-490.00-220-00	Ben-FICA Tax			2,507	-	-	8	
9	5,081	4,333	4,811		9	100-436.01-490.00-230-00	Ben-PERS ER			5,849	-	-	9	
10	1,902	1,622	1,617		10	100-436.01-490.00-231-00	Ben-PERS EE 6%			1,966	-	-	10	
11	2,348	-	-		11	100-436.01-490.00-232-00	Ben-PERS Bond			-	-	-	11	
12	(1,040)	-	(245)		12	100-436.01-490.00-233-00	Ben-PERS 822			(298)	-	-	12	
13	28	99	234		13	100-436.01-490.00-260-00	Ben-W/ Comp			10	-	-	13	
14	8	9	9		14	100-436.01-490.00-261-00	Ben-WBF			8	-	-	14	
15	-	80	125		15	100-436.01-490.00-262-00	Ben-PLO			131	-	-	15	
16	79	77	15		16	100-436.01-490.00-270-00	Ben-Unemploy Insurance			16	-	-	16	
17	54,043	53,704	46,304	0.45	17	TOTAL PERSONAL SERVICES		1	0.30	52,865	-	-	17	
18	-	115	3,290		18	100-436.01-490.00-300-00	Professional Fees			240	-	-	18	
19	1,625	-	-		19	100-436.01-490.00-305-20	Prof Fees-Columbia Hlth Srvcs			-	-	-	19	
20	-	-	1,500		20	100-436.01-490.00-320-00	Conferences & Training			1,000	-	-	20	
21	228	40	1,019		21	100-436.01-490.00-321-00	Travel-Mileage			300	-	-	21	
22	335	-	500		22	100-436.01-490.00-412-00	Util-Cell Phone			945	-	-	22	
23	230	495	1,000		23	100-436.01-490.00-500-00	Office Supplies			200	-	-	23	
24	253	465	1,000		24	100-436.01-490.00-505-00	Professional Supplies			873	-	-	24	
25	-	-	400		25	100-436.01-490.00-515-00	Non-Capital Equipment			485	-	-	25	
26	786	836	201		26	100-436.01-490.00-518-00	Safety/First Aid Supplies			-	-	-	26	
27	5,750	5,747	6,325		27	100-436.01-490.00-600-00	IGS-Admin Allocation			6,554	-	-	27	
28	9,208	7,698	15,235		28	TOTAL MATERIALS & SERVICES		2		10,597	-	-	28	
29	-	1,814	1,712		29	100-436.01-490.00-820-60	Trans Out-F100 PERS Dbt Svc			2,080	-	-	8	
30	-	1,814	1,712	0.00	30	TOTAL TRANSFERS OUT		5		2,080	-	-	9	
29	63,251	63,216	63,251	0.45	29	TOTAL REQUIREMENTS		9	0.30	65,542	-	-	29	
30	-	-	-		30	CONTRIBUTION TO/(FROM) FUND				-	-	-	30	

Tab 23					Tab 2					Tab 23				
32	38,014	10,351	50,752		32	100-436.02-354.01-000-00	Fed-PH PE02 Cities Readiness			43,038	-	-	32	
33	38,014	10,351	50,752		33	TOTAL RESOURCES		10		43,038	-	-	33	
34	1,558	3,295	-	0.00	34	100-436.02-490.00-120-00	Sal-Dept Head	0.00		-	-	-	34	
35	21,178	3,449	26,378	0.07	35	100-436.02-490.00-130-00	Sal-Regular	0.30		21,654	-	-	35	
36	-	-	-	0.23	36	100-436.02-490.00-140-00	Sal-Parttime	0.00		-	-	-	36	
37	40	-	-		37	100-436.02-490.00-150-00	Sal-Overtime			-	-	-	37	
38	4,216	1,226	9,145		38	100-436.02-490.00-210-00	Ben-Insurance Benefits			8,184	-	-	38	
39	1,731	510	2,018		39	100-436.02-490.00-220-00	Ben-FICA Tax			1,657	-	-	39	
40	3,546	499	4,708		40	100-436.02-490.00-230-00	Ben-PERS ER			3,865	-	-	40	

L I N E #	HISTORICAL DATA				L I N E #	RESOURCE/REQUIREMENT DESCRIPTION PROPOSED	FTE	Budget for next Year 2024-2025			L I N E #			
	Actual		5	FTE				Account Number	Account Description	FTE		2024/2025	2024/2025	2024/2025
	Second	First	Adopted									Proposed	Approved	Adopted by
	Preceding	Preceding	Budget									by Budget	by Budget	Governing
Year	Year	This Year	2023/2024	T		2024/2025	Officer	Committee	Body	#				
1	1,327	187	1,583		1	100-436.02-490.00-231-00		1,299	-	-	1			
2	1,592	-	-		2	100-436.02-490.00-232-00		-	-	-	2			
3	(726)	-	(240)		3	100-436.02-490.00-233-00		(197)	-	-	3			
4	15	4	18		4	100-436.02-490.00-260-00		-	-	-	4			
5	6	2	8		5	100-436.02-490.00-261-00		6	-	-	5			
6	-	17	106		6	100-436.02-490.00-262-00		87	-	-	6			
7	74	12	13		7	100-436.02-490.00-270-00		11	-	-	7			
8	34,558	9,200	43,737	0.30	8	TOTAL PERSONAL SERVICES	1	0.30	36,566	-	-	8		
9	-	-	-		9	100-436.02-490.00-320-00		-	-	-	9			
10	-	-	-		10	100-436.02-490.00-412-00		200	-	-	10			
10	-	0	265		10	100-436.02-490.00-505-00		595	-	-	10			
11	3,456	941	5,075		11	100-436.02-490.00-600-00		4,303	-	-	11			
12	3,456	941	5,340		12	TOTAL MATERIALS & SERVICES	2	5,098	-	-	12			
13	-	210	1,675		13	100-436.02-490.00-820-60		1,374	-	-	8			
14	-	210	1,675	0.00	14	Trans Out-F100 PERS Dbt Svc	5	1,374	-	-	9			
15	38,014	10,351	50,752	0.30	15	TOTAL REQUIREMENTS	9	0.30	43,038	-	-	15		
16	-	-	-		16	CONTRIBUTION TO/(FROM) FUND		-	-	-	16			
Tab 23					Tab 2	GENERAL FUND - Public Health-PE10 STDx					Tab 23			
18	-	-	-		18	100-436.10-341.20-000-00		-	-	-	18			
19	45,276	65,346	90,552		19	100-436.10-363.19-000-00		-	-	-	19			
20	45,276	65,346	90,552		20	TOTAL RESOURCES	10	-	-	-	20			
21	-	-	1,314	0.00	21	100-436.10-490.00-120-00		0.01	-	-	21			
22	22,506	37,143	43,934	0.70	22	100-436.10-490.00-130-00		0.64	-	-	22			
23	49	71	-		23	100-436.10-490.00-150-00		-	-	-	23			
24	10,599	13,847	18,548		24	100-436.10-490.00-210-00		-	-	-	24			
25	1,714	2,833	3,461		25	100-436.10-490.00-220-00		-	-	-	25			
26	3,615	5,432	7,885		26	100-436.10-490.00-230-00		-	-	-	26			
27	1,353	2,033	2,650		27	100-436.10-490.00-231-00		-	-	-	27			
28	1,797	-	-		28	100-436.10-490.00-232-00		-	-	-	28			
29	(740)	-	(402)		29	100-436.10-490.00-233-00		-	-	-	29			
30	35	114	57		30	100-436.10-490.00-260-00		-	-	-	30			
31	8	12	15		31	100-436.10-490.00-261-00		-	-	-	31			
32	-	73	181		32	100-436.10-490.00-262-00		-	-	-	32			
33	56	72	23		33	100-436.10-490.00-270-00		-	-	-	33			
34	40,993	61,631	77,666	0.70	34	TOTAL PERSONAL SERVICES	1	0.65	-	-	34			
35	167	534	526		35	100-436.10-490.00-412-00		-	-	-	35			
36	-	247	500		36	100-436.10-490.00-505-00		-	-	-	36			
37	4,116	6,473	9,055		37	100-436.10-490.00-600-00		-	-	-	37			
38	4,283	7,254	10,081		38	TOTAL MATERIALS & SERVICES	2	-	-	-	38			
39	-	2,319	2,805		39	100-436.10-490.00-820-60		-	-	-	8			
40	-	2,319	2,805	0.00	40	Trans Out-F100 PERS Dbt Svc	5	-	-	-	9			
39	45,276	71,204	90,552	0.70	39	TOTAL REQUIREMENTS	9	0.65	-	-	-	39		
40	-	(5,858)	-		40	CONTRIBUTION TO/(FROM) FUND		-	-	-	40			

L I N E #	HISTORICAL DATA				L I N E #	RESOURCE/REQUIREMENT DESCRIPTION PROPOSED	FTE	Budget for next Year 2024-2025			L I N E #			
	Actual		5	FTE				Account Number	Account Description	FTE		-		
	Second Preceding Year	First Preceding Year	Adopted Budget This Year									2023/2024	2024/2025	2024/2025
1	70,718	43,923	82,038		1	100-436.12-363.01-000-00				76,562	-	-	1	
2	70,718	43,923	82,038		2	TOTAL RESOURCES	10			76,562	-	-	2	
3	2,337	4,327	-	0.00	3	100-436.12-490.00-120-00		0.00		1,557	-	-	3	
4	39,319	21,219	41,451	0.36	4	100-436.12-490.00-130-00		0.50		37,101	-	-	4	
5	-	-	-	0.17	5	100-436.12-490.00-140-00		0.00		-	-	-	5	
6	42	1	-		6	100-436.12-490.00-150-00				-	-	-	6	
7	7,474	4,118	14,370		7	100-436.12-490.00-210-00				14,297	-	-	7	
8	3,174	1,947	3,171		8	100-436.12-490.00-220-00				2,957	-	-	8	
9	6,472	1,267	7,399		9	100-436.12-490.00-230-00				6,900	-	-	9	
10	2,422	474	2,487		10	100-436.12-490.00-231-00				2,319	-	-	10	
11	2,961	-	-		11	100-436.12-490.00-232-00				-	-	-	11	
12	(1,324)	-	(377)		12	100-436.12-490.00-233-00				(352)	-	-	12	
13	33	51	29		13	100-436.12-490.00-260-00				1	-	-	13	
14	11	7	13		14	100-436.12-490.00-261-00				10	-	-	14	
15	-	77	166		15	100-436.12-490.00-262-00				155	-	-	15	
16	145	38	20		16	100-436.12-490.00-270-00				19	-	-	16	
17	63,065	33,527	68,729	0.53	17	TOTAL PERSONAL SERVICES	1	0.50		64,964	-	-	17	
18	-	-	-		18	100-436.12-490.00-300-00				-	-	-	18	
19	-	3,129	1,500		19	100-436.12-490.00-320-00				378	-	-	19	
20	28	43	500		20	100-436.12-490.00-321-00				-	-	-	20	
21	624	515	302		21	100-436.12-490.00-412-00				372	-	-	21	
22	-	2,125	-		22	100-436.12-490.00-455-00				-	-	-	22	
23	73	65	-		23	100-436.12-490.00-500-00				-	-	-	23	
24	404	(0)	171		24	100-436.12-490.00-505-00				636	-	-	24	
25	91	-	-		25	100-436.12-490.00-515-00				-	-	-	25	
26	3	-	-		26	100-436.12-490.00-550-00				100	-	-	26	
27	6,429	3,993	8,204		27	100-436.12-490.00-600-00				7,656	-	-	27	
28	7,653	9,869	10,677		28	TOTAL MATERIALS & SERVICES	2			9,142	-	-	28	
29	-	527	2,632		29	100-436.12-490.00-820-60				2,456	-	-	8	
30	-	527	2,632	0.00	30	TOTAL TRANSFERS OUT	5			2,456	-	-	9	
31	70,718	43,923	82,038	0.53	31	TOTAL REQUIREMENTS	9	0.50		76,562	-	-	31	
32	-	-	-		32	CONTRIBUTION TO/(FROM) FUND				-	-	-	32	

L I N E #	HISTORICAL DATA				L I N E #	RESOURCE/REQUIREMENT DESCRIPTION PROPOSED	FTE	Budget for next Year 2024-2025			L I N E #			
	Actual		5	FTE				Account Number	Account Description	FTE		2024/2025		
	Second Preceding Year 06/30/22	First Preceding Year 06/30/23	Adopted Budget This Year 06/30/24									2024/2025 Proposed by Budget Officer	2024/2025 Approved by Budget Committee	2024/2025 Adopted by Governing Body
Tab 23					Tab 2	<i>GENERAL FUND - Public Health-PE13 Tobacco Prevention & Education</i>					Tab 23			
1	34,185	171,588	350,000		1	100-436.13-354.06-000-00	State-PE13 Tobacco Tax		233,110	-	-	1		
2	-	-	-		2	100-436.13-399.04-000-00	Beg Balance-Restricted		59,890	-	-	2		
3	34,185	171,588	350,000		3	TOTAL RESOURCES		10	293,000	-	-	3		
4	1,571	1,461	24,969	0.00	4	100-436.13-490.00-120-00	Sal-Dept Head	0.10	7,783	-	-	4		
5	17,954	41,199	112,809	0.40	5	100-436.13-490.00-130-00	Sal-Regular	0.90	63,295	-	-	5		
6	259	71	-		6	100-436.13-490.00-150-00	Sal-Overtime		-	-	-	6		
7	3,920	12,566	39,890		7	100-436.13-490.00-210-00	Ben-Insur Benefits		25,651	-	-	7		
8	1,503	3,262	10,540		8	100-436.13-490.00-220-00	Ben-FICA Tax		5,438	-	-	8		
9	3,163	5,291	24,593		9	100-436.13-490.00-230-00	Ben-PERS ER		12,688	-	-	9		
10	1,184	1,981	8,267		10	100.436.13-490.00-231-00	Ben-PERS EE 6%		4,265	-	-	10		
11	1,501	-	-		11	100-436.13-490.00-232-00	Ben-PERS Bond		-	-	-	11		
12	(647)	-	(1,254)		12	100-436.13-490.00-233-00	Ben-PERS 822		(647)	-	-	12		
13	12	169	748		13	100-436.13-490.00-260-00	Ben-W/ Comp		14	-	-	13		
14	6	14	44		14	100-436.13-490.00-261-00	Ben-WBF		20	-	-	14		
15	-	109	551		15	100-436.13-490.00-262-00	Ben-PLO		284	-	-	15		
16	49	74	69		16	100-436.13-490.00-270-00	Ben-Unemploy Insurance		36	-	-	16		
17	30,474	66,197	221,226	0.40	17	TOTAL PERSONAL SERVICES		1	1.00	118,827	-	-	17	
18	-	-	80,025		18	100-436.13-490.00-305-20	Prof Fees-Columbia Hlth Svcs		-	-	-	18		
19	-	7,500	-		19	100-436.13-490.00-305-28	Prof Fees-Contracted Services		120,439	-	-	19		
20	-	116	2,500		20	100-436.13-490.00-320-00	Conferences & Training		7,210	-	-	20		
21	-	-	500		21	100-436.13-490.00-321-00	Travel-Mileage		-	-	-	21		
22	548	595	500		22	100-436.13-490.00-412-00	Util-Cell Phone		573	-	-	22		
23	-	323	-		23	100.436.13-490.00-451-50	Maint-Software		3,500	-	-	23		
24	55	-	1,500		24	100.436.13-490.00-500-00	Office Supplies		-	-	-	24		
24	-	1,654	-		24	100.436.13-490.00-510-00	Advertising-Legal		-	-	-	24		
25	-	748	-		25	100.436.13-490.00-511-00	Advertising-Promotion		14,450	-	-	25		
26	-	1,211	-		26	100.436.13-490.00-515-50	Software Purchase		3,688	-	-	26		
27	-	183	-		27	100.436.13-490.00-550-00	Vehicle-Fuel		500	-	-	27		
28	3,108	8,083	35,000		28	100-436.13-490.00-600-00	IGS-Admin Allocation		19,300	-	-	28		
29	3,711	20,414	120,025		29	TOTAL MATERIALS & SERVICES		2	169,660	-	-	29		
30	-	2,305	8,749		30	100-436.13-490.00-820-60	Trans Out-F100 PERS Dbt Svc		4,513	-	-	8		
31	-	2,305	8,749	0.00	31	TOTAL TRANSFERS OUT		5	4,513	-	-	9		
32	34,185	88,915	350,000	0.40	32	TOTAL REQUIREMENTS		9	1.00	293,000	-	-	32	
33	-	82,673	-		33	CONTRIBUTION TO/(FROM) FUND			-	-	-	33		

LINE #	HISTORICAL DATA				FTE	L I N E #	RESOURCE/REQUIREMENT DESCRIPTION PROPOSED	Account Number	Account Description	FTE	Budget for next Year 2024-2025			L I N E #
	Actual		5	2023/2024							2024/2025	2024/2025	2024/2025	
	Second Preceding Year	First Preceding Year	Adopted Budget This Year											
06/30/22	06/30/23	06/30/24		2024/2025					2024/2025					
Tab 23					Tab 2					GENERAL FUND - Public Health - PE03 TB Investigations				Tab 23
1	2,250	5,250	-		1	100-436.30-318.72-000-00	Fees-STD Investigations				-	-	-	1
2	3,173	8,510	15,000		2	100-436.30-341.17-000-00	State-TB Investigation Fee				-	-	-	2
3	1,625	-	-		3	100-436.30-363.19-001-00	Fed-STDs 93.977				-	-	-	3
4	7,048	13,760	15,000		4	TOTAL RESOURCES			10		-	-	-	4
5	-	4,860	8,475	0.00	5	100-436.30-490.00-130-00	Sal-Regular		0.12		-	-	-	5
6	-	18	-		6	100-436.30-490.00-150-00	Sal-Overtime				-	-	-	6
7	-	1,191	2,310		7	100-436.30-490.00-210-00	Ben-Insurance Benefits				-	-	-	7
8	-	372	648		8	100-436.30-490.00-220-00	Ben-FICA Tax				-	-	-	8
9	-	782	1,513		9	100-436.30-490.00-230-00	Ben-PERS ER				-	-	-	9
10	-	293	508		10	100-436.30-490.00-231-00	Ben-PERS EE 6%				-	-	-	10
11	-	-	-		11	100-436.30-490.00-232-00	Ben-PERS Bond				-	-	-	11
12	-	-	(77)		12	100-436.30-490.00-233-00	Ben-PERS 822				-	-	-	12
13	-	34	9		13	100-436.30-490.00-260-00	Ben-Workers Compensation				-	-	-	13
14	-	1	3		14	100-436.30-490.00-261-00	Ben-WBF				-	-	-	14
15	-	19	34		15	100-436.30-490.00-262-00	Ben-PLO				-	-	-	15
16	-	9	4		16	100-436.30-490.00-270-00	Ben-Unemploy Insurance				-	-	-	16
17	-	7,579	13,427	0.00	17	TOTAL PERSONAL SERVICES			1	0.12	-	-	-	17
18	645	6,875	1,035		18	100-436.30-490.00-595-14	Other-TB Cases Active				-	-	-	18
19	645	6,875	1,035		19	TOTAL MATERIALS & SERVICES			2		-	-	-	19
20	-	332	538		20	100-436.30-490.00-820-60	Trans Out-F100 PERS Dbt Svc				-	-	-	20
21	-	332	538	0.00	21	TOTAL TRANSFERS OUT			5		-	-	-	21
22	645	14,786	15,000	0.00	22	TOTAL REQUIREMENTS			9	0.12	-	-	-	22
23	6,403	(1,026)	-		23	CONTRIBUTION TO/(FROM) FUND					-	-	-	23
Tab 23					Tab 2					GENERAL FUND - Public Health-PE36 Alcohol & Drug Prev & Education				Tab 23
25	4,173	5,846	101,923		25	100-436.36-354.07-000-00	State-PE 36 Alcohol & Drug				101,923	-	-	25
26	34,914	86,208	-		26	100-436.36-363.11-000-00	Fed-PE36 Alcohol & Drug 93.959				-	-	-	26
27	39,087	92,053	101,923		27	TOTAL RESOURCES			10		101,923	-	-	27
28	779	1,461	13,141	0.00	28	100-436.36-490.00-120-00	Sal-Dept Head		0.00		15,567	-	-	28
29	21,620	39,913	34,044	0.50	29	100-436.36-490.00-130-00	Sal-Regular		0.40		18,291	-	-	29
30	308	598	-		30	100-436.36-490.00-150-00	Sal-Overtime				-	-	-	30
31	4,355	7,007	8,519		31	100-436.36-490.00-210-00	Ben-Insur Benefits				10,870	-	-	31
32	1,727	3,202	3,610		32	100-436.36-490.00-220-00	Ben-FICA Tax				2,590	-	-	32
33	3,632	6,117	8,423		33	100-436.36-490.00-230-00	Ben-PERS ER				6,044	-	-	33
34	1,359	2,290	2,831		34	100-436.36-490.00-231-00	Ben-PERS EE 6%				2,031	-	-	34
35	1,710	-	-		35	100-436.36-490.00-232-00	Ben-PERS Bond				-	-	-	35
36	(743)	-	(429)		36	100-436.36-490.00-233-00	Ben-PERS 822				(308)	-	-	36
37	13	70	33		37	100-436.36-490.00-260-00	Ben-W/ Comp				11	-	-	37
38	7	12	14		38	100-436.36-490.00-261-00	Ben-WBF				8	-	-	38
39	-	89	189		39	100-436.36-490.00-262-00	Ben-PLO				135	-	-	39
40	57	85	23		40	100-436.36-490.00-270-00	Ben-Unemploy Insurance				17	-	-	40
41	34,825	60,843	70,398	0.50	41	TOTAL PERSONAL SERVICES			1	0.40	55,256	-	-	41

L I N E #	HISTORICAL DATA				L I N E #	RESOURCE/REQUIREMENT DESCRIPTION PROPOSED	FTE	Budget for next Year 2024-2025			L I N E #			
	Actual		5	FTE				Account Number	Account Description	FTE		2024/2025	2024/2025	2024/2025
	Second	First	Adopted									Proposed	Approved	Adopted by
	Preceding	Preceding	Budget											
Year	Year	This Year	2023/2024	T		2024/2025	Officer	Committee	Body	#				
1	-	19,420	8,885		1	100-436.36-490.00-302-00				-	-	1		
2	132	411	5,100		2	100-436.36-490.00-320-00				3,497	-	-	2	
3	278	360	940		3	100-436.36-490.00-321-00				600	-	-	3	
4	152	-	1,641		4	100-436.36-490.00-500-00				1,158	-	-	4	
5	-	-	-		5	100-436.36-490.00-511-00				26,002	-	-	5	
6	-	-	-		6	100-436.36-490.00-515-18				1,000	-	-	6	
5	-	-	1,235		5	100-436.36-490.00-515-50				1,000	-	-	5	
6	60	5	536		6	100-436.36-490.00-517-00				970	-	-	6	
7	88	62	-		7	100-436.36-490.00-550-00				100	-	-	7	
8	3,553	8,368	10,192		8	100-436.36-490.00-600-00				10,190	-	-	8	
9	4,262	28,627	28,529		9	TOTAL MATERIALS & SERVICES		2		44,517	-	-	9	
10	-	2,584	2,996		10	100-436.36-490.00-820-60				2,150	-	-	10	
11	-	2,584	2,996	0.00	11	TOTAL TRANSFERS OUT		5		2,150	-	-	11	
12	39,087	92,053	101,923	0.50	12	TOTAL REQUIREMENTS		9	0.40	101,923	-	-	12	
13	-	(0)	-		13	CONTRIBUTION TO/(FROM) FUND				-	-	-	13	
Tab 23					Tab 23	GENERAL FUND - Public Health-PE42 Maternal & Child Health						Tab 23		
15	-	-	-		15	100-436.42-341.21-000-00				-	-	-	15	
16	-	-	-		16	100-436.42-341.22-000-00				-	-	-	16	
17	8,976	9,364	9,364		17	100-436.42-354.02-000-00				4,671	-	-	17	
18	1,399	2,564	2,930		18	100-436.42-354.14-000-00				2,923	-	-	18	
19	2,640	2,996	5,496		19	100-436.42-354.15-000-00				5,483	-	-	19	
20	-	-	-		20	100-436.42-363.05-000-00				-	-	-	20	
21	-	-	-		21	100-436.42-363.06-000-00				-	-	-	21	
22	1,399	366	-		22	100-436.42-363.07-000-00				-	-	-	22	
23	2,640	687	-		23	100-436.42-363.08-000-00				-	-	-	23	
24	28,354	22,194	29,592		24	100-436.42-363.12-000-00				29,629	-	-	24	
25	-	-	-		25	100-436.42-363.18-000-00				-	-	-	25	
26	45,408	38,171	47,382		26	TOTAL RESOURCES		10		42,706	-	-	26	
27	-	4	-	0.00	27	100-436.42-490.00-120-00			0.00	1,557	-	-	27	
28	-	8,853	23,775	1.07	28	100-436.42-490.00-130-00			0.20	24,061	-	-	28	
29	-	4,345	6,472		29	100-436.42-490.00-210-00				2,413	-	-	29	
30	-	677	2,500		30	100-436.42-490.00-220-00				1,960	-	-	30	
31	-	275	5,256		31	100-436.42-490.00-230-00				4,573	-	-	31	
32	-	103	1,767		32	100-436.42-490.00-231-00				1,537	-	-	32	
33	-	-	-		33	100-436.42-490.00-232-00				-	-	-	33	
34	-	-	(268)		34	100-436.42-490.00-233-00				(233)	-	-	34	
35	-	93	314		35	100-436.42-490.00-260-00				17	-	-	35	
36	-	4	10		36	100-436.42-490.00-261-00				5	-	-	36	
37	-	35	131		37	100-436.42-490.00-262-00				102	-	-	37	
38	-	18	15		38	100-436.42-490.00-270-00				13	-	-	38	
39	-	14,408	39,972	1.07	39	TOTAL PERSONAL SERVICES		1	0.20	36,005	-	-	39	

L I N E #	HISTORICAL DATA				L I N E #	RESOURCE/REQUIREMENT DESCRIPTION PROPOSED	FTE	Budget for next Year 2024-2025			L I N E #	
	Actual		5	FTE				2024/2025 Proposed by Budget Officer	2024/2025 Approved by Budget Committee	2024/2025 Adopted by Governing Body		
	Second Preceding Year 06/30/22	First Preceding Year 06/30/23	Adopted Budget This Year 06/30/24									
1	-	-	-		1	100-436.42-490.00-300.54	State OHA Match Payment			-	-	1
2	2,544	-	-		2	100-436.42-490.00-305-21	Prof Fees-PE42-03 F-Perinatal			-	-	2
3	8,160	-	-		3	100-436.42-490.00-305-22	Prof Fees-PE42-04 St-Babies 1s			-	-	3
4	4,800	-	-		4	100-436.42-490.00-305-23	Prof Fees-PE42-06 F-GF&XIX			-	-	4
5	-	-	-		5	100-436.42-490.00-305-24	Prof Fees-PE42-08 F-Title V			-	-	5
6	25,776	-	-		6	100-436.42-490.00-305-25	Prof Fees-PE42-11 F-Title V FI			-	-	6
7	-	134	-		7	100-436.42-490.00-320-00	Conferences & Training		155	-	-	7
8	-	-	200		8	100-436.42-490.00-412-00	Util-Cell Phone			-	-	8
9	-	-	250		9	100-436.42-490.00-505-00	Professional Supplies		250	-	-	9
10	-	-	-		10	100-436.42-490.00-511-00	Advertising-Promotion			-	-	10
11	-	-	429		11	100-436.42-490.00-550-00	Vehicle-Fuel		400	-	-	11
12	4,128	1,467	4,661		12	100-436.42-490.00-600-00	IGS-Admin Allocation		4,270	-	-	12
13	45,408	1,601	5,540		13	TOTAL MATERIALS & SERVICES		2	5,075	-	-	13
14	-	130	1,870		14	100-436.42-490.00-820-60	Trans Out-F100 PERS Dbt Svc		1,626	-	-	14
15	-	130	1,870	0.00	15	TOTAL TRANSFERS OUT		5	1,626	-	-	15
16	45,408	16,139	47,382	1.07	16	TOTAL REQUIREMENTS		9	42,706	-	-	16
17	-	22,032	-		17	CONTRIBUTION TO/(FROM) FUND			-	-	-	17
Tab 23					Tab 23	GENERAL FUND - Public Health-PE43 Immunizations						Tab 23
19	16,253	8,990	16,059		19	100-436.43-363.09-000-00	Fed-PE43 Immunization 93.778			-	-	19
20	16,253	8,990	16,059		20	TOTAL RESOURCES		10	-	-	-	20
21	-	-	-	0.00	21	100-436.43-490.00-120-00	Sal-Dept Head	0.00		-	-	21
22	6,327	3,757	7,455	0.13	22	100-436.43-490.00-130-00	Sal-Regular	0.10		-	-	22
23	155	20	-		23	100-436.43-490.00-150-00	Sal-Overtime			-	-	23
24	1,593	646	2,070		24	100-436.43-490.00-210-00	Ben-Insur Benefits			-	-	24
25	486	288	570		25	100-436.43-490.00-220-00	Ben-FICA Tax			-	-	25
26	1,016	605	1,331		26	100-436.43-490.00-230-00	Ben-PERS ER			-	-	26
27	380	227	447		27	100-436.43-490.00-231-00	Ben-PERS EE 6%			-	-	27
28	504	-	-		28	100-436.43-490.00-232-00	Ben-PERS Bond			-	-	28
29	(208)	-	(68)		29	100-436.43-490.00-233-00	Ben-PERS 822			-	-	29
30	35	36	7		30	100-436.43-490.00-260-00	Ben-W/ Comp			-	-	30
31	2	1	2		31	100-436.43-490.00-261-00	Ben-WBF			-	-	31
32	-	1	30		32	100-436.43-490.00-262-00	Ben-PLO			-	-	32
33	16	9	5		33	100-436.43-490.00-270-00	Ben-Unemploy Insurance			-	-	33
34	10,306	5,591	11,849	0.13	34	TOTAL PERSONAL SERVICES		1	0.10	-	-	34
35	2,277	2,339	2,131		35	100-436.43-490.00-302-00	Prof Fees-Temp Services			-	-	35
36	2,067	-	-		36	100-436.43-490.00-305-28	Prof Fees-Contracted Service			-	-	36
37	-	-	-		37	100-436.43-490.00-320-00	Conferences & Training			-	-	37
38	-	-	-		38	100-436.43-490.00-455-00	Repairs & Maint-Bldg			-	-	38
39	125	-	-		39	100-436.43-490.00-500-00	Office Supplies			-	-	39
40	1,478	817	1,606		40	100-436.43-490.00-600-00	IGS-Admin Allocation			-	-	40
41	5,947	3,156	3,737		41	TOTAL MATERIALS & SERVICES		2	-	-	-	41
42	-	243	473		42	100-436.43-490.00-820-60	Trans Out-F100 PERS Dbt Svc			-	-	42
43	-	243	473	0.00	43	TOTAL TRANSFERS OUT		5	-	-	-	43
44	16,253	8,990	16,059	0.13	44	TOTAL REQUIREMENTS		9	0.10	-	-	44
45	-	-	-		45	CONTRIBUTION TO/(FROM) FUND			-	-	-	45

L I N E #	HISTORICAL DATA				FTE 2023/2024	L I N E #	RESOURCE/REQUIREMENT DESCRIPTION PROPOSED	FTE 2024/2025	Budget for next Year 2024-2025			L I N E #	
	Actual		5										
	Second Preceding Year 06/30/22	First Preceding Year 06/30/23	Adopted Budget This Year 06/30/24	2024/2025 Proposed by Budget Officer					2024/2025 Approved by Budget Committee	2024/2025 Adopted by Governing Body			
Tab 23					Tab 23	<u>GENERAL FUND - Public Health-PE46 Community Participatn/Access</u>						Tab 23	
1	10,777	3,007	18,041		1	100-436.46-354.17-000-00	State-PE46 Comm P&A		18,051	-	-	1	
2	-	10,524	-		2	100-436.46-363.02-000-00	F-PH PE46 Comm P&A 93.217			-	-	2	
2	10,777	13,531	18,041		2	TOTAL RESOURCES		10	18,051	-	-	2	
3	2,073	896	-	0.00	3	100-436.46-490.00-120-00	Sal-Dept Head	0.00	-	-	-	3	
4	3,445	1,723	8,506	0.09	4	100-436.46-490.00-130-00	Sal-Regular	0.12	9,161	-	-	4	
5	155	5	-		5	100-436.46-490.00-150-00	Sal-Overtime		-	-	-	5	
6	2,237	972	3,340		6	100-436.46-490.00-210-00	Ben-Insur Benefits		3,614	-	-	6	
7	429	198	651		7	100-436.46-490.00-220-00	Ben-FICA Tax		701	-	-	7	
8	909	421	1,454		8	100-436.46-490.00-230-00	Ben-PERS ER		1,635	-	-	8	
9	340	157	489		9	100.436.46-490.00-231-00	Ben-PERS EE 6%		550	-	-	9	
10	376	-	-		10	100-436.46-490.00-232-00	Ben-PERS Bond		-	-	-	10	
11	(186)	-	(74)		11	100-436.46-490.00-233-00	Ben-PERS 822		(83)	-	-	11	
12	3	2	14		12	100-436.46-490.00-260-00	Ben-W/ Comp		1	-	-	12	
13	2	1	3		13	100-436.46-490.00-261-00	Ben-WBF		2	-	-	13	
14	-	7	34		14	100-436.46-490.00-262-00	Ben-PLO		37	-	-	14	
15	14	3	5		15	100-436.46-490.00-270-00	Ben-Unemploy Insurance		5	-	-	15	
16	9,797	4,384	14,422	0.09	16	TOTAL PERSONAL SERVICES		1	0.12	15,623	-	-	16
17	-	-	-		17	100-436.46-490.00-300-00	Professional Fees		-	-	-	17	
18	-	-	501		18	100-436.46-490.00-320-00	Conferences & Training		-	-	-	18	
19	-	-	298		19	100-436.46-490.00-321-00	Travel-Mileage		-	-	-	19	
20	-	-	257		20	100-436.46-490.00-500-00	Office Supplies		42	-	-	20	
21	-	-	242		21	100-436.46-490.00-505-00	Professional Supplies		-	-	-	21	
22	980	458	1,804		22	100-436.46-490.00-600-00	IGS-Admin Allocation		1,805	-	-	22	
23	980	458	3,102		23	TOTAL MATERIALS & SERVICES		2	1,847	-	-	23	
24	-	194	517		24	100-436.46-490.00-820-60	Trans Out-F100 PERS Dbt Svc		581	-	-	24	
25	-	194	517	0.00	25	TOTAL TRANSFERS OUT		5	581	-	-	25	
24	10,777	5,036	18,041	0.09	24	TOTAL REQUIREMENTS		9	0.12	18,051	-	-	24
25	-	8,495	-		25	CONTRIBUTION TO/(FROM) FUND			-	-	-	25	
Tab 23					Tab 23	<u>GENERAL FUND - Public Health-PE50 Safe Drinking Water</u>						Tab 23	
27	23,969	23,798	-		27	100-436.50-354.16-000-00	State-PE50 Safe Drinking Water		25,000	-	-	27	
28	13,316	17,848	-		28	100-436.50-363.03-000-00	Fed-PE50 Safe Water 66.432		16,568	-	-	28	
29	15,979	17,848	60,310		29	100-436.50-363.04-000-00	Fed-PE50 Safe Water 66.468		16,569	-	-	29	
30	53,264	59,494	60,310		30	TOTAL RESOURCES		10	58,137	-	-	30	
31	1,307	4,169	-	0.00	31	100-436.50-490.00-120-00	Sal-Dept Head	0.00	1,557	-	-	31	
32	30,510	32,088	32,735	0.40	32	100-436.50-490.00-130-00	Sal-Regular	0.40	33,297	-	-	32	
33	-	1,647	-	0.00	33	100-436.50-490.00-140-00	Sal-Parttime	0.00	-	-	-	33	
34	161	212	-		34	100-436.50-490.00-150-00	Sal-Overtime		-	-	-	34	
35	4,746	4,143	5,025		35	100-436.50-490.00-210-00	Ben-Insur Benefits		4,107	-	-	35	
36	2,439	2,913	2,504		36	100-436.50-490.00-220-00	Ben-FICA Tax		2,666	-	-	36	
37	5,220	4,920	5,843		37	100-436.50-490.00-230-00	Ben-PERS ER		6,221	-	-	37	
38	1,954	1,841	1,964		38	100.436.50-490.00-231-00	Ben-PERS EE 6%		2,091	-	-	38	
39	2,378	-	-		39	100-436.50-490.00-232-00	Ben-PERS Bond		-	-	-	39	

L I N E #	HISTORICAL DATA				L I N E #	RESOURCE/REQUIREMENT DESCRIPTION PROPOSED	FTE	Budget for next Year 2024-2025			L I N E #	
	Actual		5	FTE				2024/2025 Proposed by Budget Officer	2024/2025 Approved by Budget Committee	2024/2025 Adopted by Governing Body		
	Second Preceding Year 06/30/22	First Preceding Year 06/30/23	Adopted Budget This Year 06/30/24									
1	(1,068)	-	(298)	1	100-436.50-490.00-233-00	Ben-PERS 822		(317)	-	-	1	
2	40	99	23	2	100-436.50-490.00-260-00	Ben-W/ Comp		1	-	-	2	
3	8	8	9	3	100-436.50-490.00-261-00	Ben-WBF		7	-	-	3	
4	-	67	131	4	100-436.50-490.00-262-00	Ben-PLO		139	-	-	4	
5	82	76	17	5	100-436.50-490.00-270-00	Ben-Unemploy Insurance		17	-	-	5	
6	47,777	52,182	47,953	0.40	6	TOTAL PERSONAL SERVICES	1	0.40	49,786	-	-	6
7	-	-	660	7	100-436.50-490.00-315-00	Membership Dues			-	-	7	
8	-	-	1,700	8	100-436.50-490.00-320-00	Conferences & Training			-	-	8	
9	35	9	431	9	100-436.50-490.00-321-00	Travel-Mileage			-	-	9	
10	552	504	419	10	100-436.50-490.00-412-00	Util-Cell Phone		200	-	-	10	
11	-	14	500	11	100-436.50-490.00-500-00	Office Supplies		46	-	-	11	
12	21	-	250	12	100-436.50-490.00-505-00	Professional Supplies		27	-	-	12	
13	36	-	287	13	100-436.50-490.00-550-00	Vehicle-Fuel		50	-	-	13	
14	4,842	5,481	6,031	14	100-436.50-490.00-600-00	IGS-Admin Allocation		5,813	-	-	14	
15	5,487	6,008	10,278	15		TOTAL MATERIALS & SERVICES	2		6,136	-	-	15
16	-	2,100	2,079	16	100-436.50-490.00-820-60	Trans Out-F100 PERS Dbt Svc			2,215	-	-	16
17	-	2,100	2,079	0.00	17	TOTAL TRANSFERS OUT	5		2,215	-	-	17
17	53,264	60,291	60,310	0.40	16	TOTAL REQUIREMENTS	9	0.40	58,137	-	-	16
17	-	(796)	-	-	17	CONTRIBUTION TO/(FROM) FUND			-	-	-	17
Tab 23					Tab 23	GENERAL FUND - Public Health-PE51-02 REGMOD PH-2						Tab 23
19	55,043	5,639	-	19	100-436.51-399.04-000-00	Beg Balance-Restricted			-	-	19	
19	55,043	5,639	-	19		TOTAL RESOURCES	10		-	-	19	
20	16,334	4,917	-	20	100-436.51-490.00-120-00	Sal-Dept Head			-	-	20	
21	10,986	-	-	21	100-436.51-490.00-130-00	Sal-Regular			-	-	21	
21	8,161	254	-	21	100-436.51-490.00-210-00	Ben-Insurance Benefits			-	-	21	
22	2,065	374	-	22	100-436.51-490.00-220-00	Ben-FICA Tax			-	-	22	
23	4,379	44	-	23	100-436.51-490.00-230-00	Ben-PERS ER			-	-	23	
24	1,639	17	-	24	100.436.51-490.00-231-00	Ben-PERS EE 6%			-	-	24	
25	(896)	-	-	25	100.436.51-490.00-233-00	Ben-PERS 822			-	-	25	
25	101	2	-	25	100-436.51-490.00-260-00	Ben-Workers Compensation			-	-	25	
26	6	1	-	26	100-436.51-490.00-261-00	Ben-WBF			-	-	26	
27	68	12	-	27	100-436.51-490.00-270-00	Ben-Unemployment Insurance			-	-	27	
28	42,843	5,621	-	28		TOTAL PERSONAL SERVICES	1		-	-	28	
29	4,491	-	-	29	100-436.51-490.00-412-00	Util-Cell Phone			-	-	29	
30	4,491	-	-	30		TOTAL MATERIALS & SERVICES	2		-	-	30	
31	2,069	18	-	31	100-436.51-490.00-820-60	Trans Out-F100 PERS Dbt Svc			-	-	31	
32	2,069	18	-	32		TOTAL TRANSFERS OUT	5		-	-	32	
33	49,403	5,639	-	33		TOTAL REQUIREMENTS	9		-	-	33	
34	5,639	-	-	34		CONTRIBUTION TO/(FROM) FUND			-	-	34	

L I N E #	HISTORICAL DATA				L I N E #	RESOURCE/REQUIREMENT DESCRIPTION PROPOSED	FTE	Budget for next Year 2024-2025			L I N E #	
	Actual		5	FTE				2024/2025 Proposed by Budget Officer	2024/2025 Approved by Budget Committee	2024/2025 Adopted by Governing Body		
	Second Preceding Year 06/30/22	First Preceding Year 06/30/23	Adopted Budget This Year 06/30/24									
1	-	937	-	1	100-436.62-490.00-320-00	Conferences & Training		-	-	-	1	
2	-	262	-	2	100-436.62-490.00-321-00	Travel-Mileage		-	-	-	2	
3	-	3,192	-	3	100-436.62-490.00-511-00	Advertising-Promotion		15,000	-	-	3	
4	-	469	-	4	100-436.62-490.00-600-00	IGS-Admin Fees-PH Grants		-	-	-	4	
5	-	4,860	-	5	TOTAL MATERIALS & SERVICES		2	15,000	-	-	5	
6	-	-	-	6	100-436.62-490.00-720-00			-	-	-	6	
7	-	-	-	7	TOTAL CAPITAL OUTLAY		3	-	-	-	7	
8	-	47	-	8	100-436.62-490.00-820-60	Trans Out-F100 PERS Dbt Svc		-	-	-	8	
9	-	47	-	9	TOTAL TRANSFERS OUT		5	-	-	-	9	
8	-	5,957	-	0.00	8	TOTAL REQUIREMENTS	9	0.00	15,000	-	-	8
9	-	(800)	-		9	CONTRIBUTION TO/(FROM) FUND		-	-	-	9	
Tab 23				Tab 23	GENERAL FUND - Public Health-PE01-08 COVID Wraparound						Tab 23	
11	-	-	-	11	100-436.82-363.14-000-00	Fed-PE01-08 COVID Wrap 21-019		-	-	-	11	
12	11,913	10,805	-	12	100-436.82-399.04-000-00	Beg Balance-Restricted		-	-	-	12	
13	11,913	10,805	-	13	TOTAL RESOURCES		10	-	-	-	13	
14	1,108	3,826	-	14	100-436.82-490.00-517-00	Field Supplies		-	-	-	14	
15	1,108	3,826	-	15	TOTAL MATERIALS & SERVICES		2	-	-	-	15	
16	1,108	3,826	-	0.00	16	TOTAL REQUIREMENTS	9	0.00	-	-	16	
17	10,805	6,979	-		17	CONTRIBUTION TO/(FROM) FUND		-	-	-	17	
Tab 23				Tab 23	GENERAL FUND - Public Health-PE01-09 COVID ELC Contact Trace/Vaccine						Tab 23	
19	-	(782)	-	19	100-436.83-363.15-000-00	Fed-PH COVID ELC VACCINE		-	-	-	19	
20	893,052	577,207	242,152	20	100-436.83-399.04-000-00	Beg Balance-Restricted		70,130	-	-	20	
21	893,052	576,425	242,152	21	TOTAL RESOURCES		10	70,130	-	-	21	
22	10,216	11,969	13,141	0.12	22	100-436.83-490.00-120-00	Sal-Dept Head	0.00	4,670	-	22	
23	122,165	101,895	107,016	2.85	23	100-436.83-490.00-130-00	Sal-Regular	0.50	21,030	-	23	
24	2,858	6,640	17,048	0.00	24	100-436.83-490.00-140-00	Sal-Parttime	0.00	17,901	-	24	
25	2,473	253	-		25	100-436.83-490.00-150-00	Sal-Overtime		-	-	25	
26	40,895	27,033	31,193		26	100-436.83-490.00-210-00	Ben-Insurance		7,428	-	26	
27	10,464	9,211	10,496		27	100-436.83-490.00-220-00	Ben-FICA Tax		3,335	-	27	
28	15,593	13,547	21,448		28	100-436.83-490.00-230-00	Ben-PERS ER		4,587	-	28	
29	5,782	5,043	7,209		29	100-436.83-490.00-231-00	Ben-PERS EE 6%		1,542	-	29	
30	7,279	-	-		30	100-436.83-490.00-232-00	Ben-PERS Bond		-	-	30	
31	(3,362)	-	(1,093)		31	100-436.83-490.00-233-00	Ben-PERS 822		(234)	-	31	
32	605	458	141		32	100-436.83-490.00-260-00	Ben-Workers Comp		20	-	32	
33	40	33	32		33	100-436.83-490.00-261-00	Ben-WBF		11	-	33	
34	-	153	549		34	100-436.83-490.00-262-00	Ben-PLO		174	-	34	
35	344	259	69		35	100-436.83-490.00-270-00	Ben-Unemployment		22	-	35	
36	215,351	176,494	207,249	2.97	36	TOTAL PERSONAL SERVICES		1	0.50	60,486	-	36
37	-	7	-		37	100-436.83-490.00-300-00	Professional Fees		-	-	37	
38	50,601	24,640	-		38	100-436.83-490.00-302-00	Prof Fees-Temp Services		-	-	38	
39	-	-	-		39	100-436.83-490.00-320-00	Conferences & Training		520	-	39	
40	244	-	-		40	100-436.83-490.00-321-00	Travel-Mileage		-	-	40	

L I N E #	HISTORICAL DATA				L I N E #	RESOURCE/REQUIREMENT DESCRIPTION PROPOSED	FTE	Budget for next Year 2024-2025			L I N E #		
	Actual		5	FTE				2024/2025 Proposed by Budget Officer	2024/2025 Approved by Budget Committee	2024/2025 Adopted by Governing Body			
	Second Preceding Year	First Preceding Year	Adopted Budget This Year										
06/30/22	06/30/23	06/30/24	2023/2024	T	Account Number	Account Description	2024/2025						
1	(1)	-	-		1	100-436.83-490.00-410-00	Office Rent			-	-	1	
2	1,773	1,895	-		2	100-436.83-490.00-411-00	Util-Telephone	573		-	-	2	
3	1,302	2,579	1,446		3	100-436.83-490.00-412-00	Util-Cell Phone			-	-	3	
4	710	549	-		4	100-436.83-490.00-413-00	Util-Electricity			-	-	4	
5	364	657	364		5	100-436.83-490.00-450-00	Repairs & Maint-Copier	700		-	-	5	
6	714	2,125	-		6	100-436.83-490.00-455-00	Repairs & Maint-Bldg			-	-	6	
7	1,131	612	-		7	100-436.83-490.00-500-00	Office Supplies	510		-	-	7	
8	2,353	1,853	14		8	100-436.83-490.00-510-00	Advertising-Legal	200		-	-	8	
9	5,668	-	-		9	100-436.83-490.00-515-00	Non-Capital Equipment	200		-	-	9	
10	-	1,188	-		10	100-436.83-490.00-515-50	Software Purchase			-	-	10	
10	4,953	1,009	1,000		10	100-436.83-490.00-517-00	Field Supplies	160		-	-	10	
11	1,126	2,088	234		11	100-436.83-490.00-518-00	Safety/First Aid Supplies			-	-	11	
12	127	72	-		12	100-436.83-490.00-550-00	Vehicle-Fuel	48		-	-	12	
13	717	-	-		13	100-436.83-490.00-560-00	Equipment Rentals			-	-	13	
14	28,713	22,165	24,215		14	100-436.83-490.00-600-00	IGS-Admin Allocation	5,101		-	-	14	
15	100,494	61,439	27,273		15	TOTAL MATERIALS & SERVICES		2	8,012	-	-	15	
16	-	-	-		16	100-436.83-490.00-720-00	Capital Outlay-Equipment			-	-	16	
17	-	-	-		17	TOTAL CAPITAL OUTLAY		3	-	-	-	17	
16	-	5,878	7,630		16	100-436.83-490.00-820-60	Trans Out-F100 PERS Dbt Svc		1,632	-	-	16	
17	-	5,878	7,630	0.00	17	TOTAL TRANSFERS OUT		5	1,632	-	-	17	
18	315,845	243,811	242,152	2.97	18	TOTAL REQUIREMENTS		9	0.50	70,130	-	-	18
19	577,207	332,613	-	-	19	CONTRIBUTION TO/(FROM) FUND				-	-	19	
Tab 23					Tab 23	GENERAL FUND - Public Health-PE01-10 COVID Immunization						Tab 23	
21	125,694	-	-		21	100-436.84-363.15-000-00	Fed-PH COVID ELC VACCINE			-	-	21	
22	249,531	158,693	-		22	100-436.84-399.04-000-00	Beg Balance-Restricted			-	-	22	
23	375,225	158,693	-		23	TOTAL RESOURCES		10		-	-	23	
24	17,646	19,744	-	0.0800	24	100-436.84-490.00-120-00	Sal-Dept Head			-	-	24	
25	74,071	70,918	-	1.1600	25	100-436.84-490.00-130-00	Sal-Regular			-	-	25	
26	-	-	-	0.2000	26	100-436.84-490.00-140-00	Sal-Parttime			-	-	26	
27	1,360	165	-		27	100-436.84-490.00-150-00	Sal-Overtime			-	-	27	
28	23,186	19,639	-		28	100-436.84-490.00-210-00	Ben-Insurance			-	-	28	
29	7,021	6,908	-		29	100-436.84-490.00-220-00	Ben-FICA Tax			-	-	29	
30	13,961	11,930	-		30	100-436.84-490.00-230-00	Ben-PERS ER			-	-	30	
31	5,225	4,465	-		31	100-436.84-490.00-231-00	Ben-PERS EE 6%			-	-	31	
32	6,095	4,945	-		32	100-436.84-490.00-232-00	Ben-PERS Bond			-	-	32	
33	(2,857)	-	-		33	100-436.84-490.00-233-00	Ben-PERS 822			-	-	33	
34	325	386	-		34	100-436.84-490.00-260-00	Ben-Workers Comp			-	-	34	
35	26	23	-		35	100-436.84-490.00-261-00	Ben-WBF			-	-	35	
36	-	130	-		36	100-436.84-490.00-262-00	Ben-PLO			-	-	36	
37	233	198	-		37	100-436.84-490.00-270-00	Ben-Unemployment			-	-	37	
38	146,294	139,450	-	1.4400	38	TOTAL PERSONAL SERVICES		1	-	-	-	38	

L I N E #	HISTORICAL DATA				L I N E #	RESOURCE/REQUIREMENT DESCRIPTION PROPOSED	FTE	Budget for next Year 2024-2025			L I N E #			
	Actual		5	FTE				Account Number	Account Description	FTE		2024/2025	2024/2025	2024/2025
	Second	First	Adopted									Proposed	Approved	Adopted by
	Preceding	Preceding	Budget									by Budget	by Budget	Governing
Year	Year	This Year	Officer	Committee	Body									
#	06/30/22	06/30/23	06/30/24	2023/2024	T		2024/2025							
1	561	289	-		1	100-436.84-490.00-300-00	Professional Fees	-	-	-	1			
2	13,265	668	-		2	100-436.84-490.00-302-00	Prof Fees-Temp Services	-	-	-	2			
3	-	-	-		3	100-436.84-490.00-320-00	Conferences & Training	-	-	-	3			
4	690	-	-		4	100-436.84-490.00-321-00	Travel-Mileage	-	-	-	4			
5	-	-	-		5	100-436.84-490.00-412-00	Util-Cell Phone	-	-	-	5			
6	-	493	-		6	100-436.84-490.00-500-00	Office Supplies	-	-	-	6			
7	25,438	384	-		7	100-436.84-490.00-510-00	Advertising-Legal	-	-	-	7			
8	2,230	350	-		8	100-436.84-490.00-511-00	Advertising-Promotion	-	-	-	8			
9	7,274	2,353	-		9	100-436.84-490.00-517-00	Field Supplies	-	-	-	9			
10	9	278	-		10	100-436.84-490.00-550-00	Vehicle-Fuel	-	-	-	10			
11	1,088	-	-		11	100-436.84-490.00-560-00	Equipment Rentals	-	-	-	11			
12	19,685	14,427	-		12	100-436.84-490.00-600-00	IGS-Admin Allocation	-	-	-	12			
13	70,239	19,242	-		13		TOTAL MATERIALS & SERVICES	2	-	-	13			
14	-	-	-		14	100-436.84-490.00-720-00	Capital Outlay-Equipment	-	-	-	14			
15	-	-	-		15		TOTAL CAPITAL OUTLAY	3	-	-	15			
16	216,532	158,693	-	1.4400	16		TOTAL REQUIREMENTS	9	-	-	16			
17	158,693	0	-		17		CONTRIBUTION TO/(FROM) FUND	-	-	-	17			
Tab 23					Tab 23		GENERAL FUND - Public Health FEDERAL ACDP INFECTION PREVENTION				Tab 23			
19	-	-	-		19	100-436.85-363.21-000-00	Fed-PH ACDP Infec Prev PE01-12	-	-	-	19			
20	-	-	-		20	100-436.85-399.04-000-00	Beginning Balance-Restricted	-	-	-	20			
21	-	-	-		21		TOTAL RESOURCES	10	-	-	21			
22	-	-	-		22	100-436.85-490.00-120-00	Sal-Dept Head	0.00	-	-	22			
23	-	-	-		23	100-436.85-490.00-130-00	Sal-Regular	0.00	-	-	23			
24	-	-	-		24	100-436.85-490.00-140-00	Sal-Parttime	0.00	-	-	24			
25	-	-	-		25	100-436.85-490.00-150-00	Sal-Overtime	-	-	-	25			
26	-	-	-		26	100-436.85-490.00-210-00	Ben-Insurance	-	-	-	26			
27	-	-	-		27	100-436.85-490.00-220-00	Ben-FICA Tax	-	-	-	27			
28	-	-	-		28	100-436.85-490.00-230-00	Ben-PERS ER	-	-	-	28			
29	-	-	-		29	100-436.85-490.00-231-00	Ben-PERS EE 6%	-	-	-	29			
30	-	-	-		30	100-436.85-490.00-233-00	Ben-PERS 822	-	-	-	30			
31	-	-	-		31	100-436.85-490.00-260-00	Ben-Workers Comp	-	-	-	31			
32	-	-	-		32	100-436.85-490.00-261-00	Ben-WBF	-	-	-	32			
33	-	-	-		33	100-436.85-490.00-262-00	Ben-PLO	-	-	-	33			
34	-	-	-		34	100-436.85-490.00-270-00	Ben-Unemployment	-	-	-	34			
35	-	-	-	0.00	35		TOTAL PERSONAL SERVICES	1	0.00	-	35			
36	-	-	-		36	100-436.85-490.00-320-00	Conferences & Training	-	-	-	36			
37	-	-	-		37	100-436.85-490.00-600-00	IGS-Admin Allocation	-	-	-	37			
38	-	-	-		38		TOTAL MATERIALS & SERVICES	2	-	-	38			
37	-	-	-		37	100-436.85-490.00-820-60	Trans Out-F100 PERS Dbt Svc	-	-	-	37			
38	-	-	-	0.00	38		TOTAL TRANSFERS OUT	5	-	-	38			
39	-	-	-	0.00	39		TOTAL REQUIREMENTS	9	0.00	-	39			
40	-	-	-		40		CONTRIBUTION TO/(FROM) FUND	-	-	-	40			

LINE #	HISTORICAL DATA				L I N E #	RESOURCE/REQUIREMENT DESCRIPTION PROPOSED	FTE	Budget for next Year 2024-2025			L I N E #			
	Actual		5	FTE				Account Number	Account Description	FTE		-		
	Second Preceding Year	First Preceding Year	Adopted Budget This Year									2024/2025 Proposed by Budget Officer	2024/2025 Approved by Budget Committee	2024/2025 Adopted by Governing Body
	06/30/22	06/30/23	06/30/24									2023/2024	2024/2025	
GENERAL FUND - Public Health-PE51-05 CBC Infrastructure Funds														
1	-	-	-	1	100-436.89-363.09-020-00	Fed-PE51-05 CBC Infrastr 21-xx			233,768	-	-	1		
2	-	-	-	2	100-436.89-399.04-000-00	Beg Balance-Restricted			99,100	-	-	2		
2	-	-	-	2	TOTAL RESOURCES		10		332,868	-	-	2		
3	-	-	-	0.00	3	100-436.89-490.00-120-00	Sal-Dept Head	0.00	-	-	-	3		
4	-	-	-	0.00	4	100-436.89-490.00-130-00	Sal-Regular	0.00	-	-	-	4		
5	-	-	-	-	5	100-436.89-490.00-210-00	Ben-Insur Benefits		-	-	-	5		
6	-	-	-	-	6	100-436.89-490.00-220-00	Ben-FICA Tax		-	-	-	6		
7	-	-	-	-	7	100-436.89-490.00-230-00	Ben-PERS ER		-	-	-	7		
8	-	-	-	-	8	100-436.89-490.00-231-00	Ben-PERS EE 6%		-	-	-	8		
9	-	-	-	-	9	100-436.89-490.00-232-00	Ben-PERS Bond		-	-	-	9		
10	-	-	-	-	10	100-436.89-490.00-233-00	Ben-PERS 822		-	-	-	10		
11	-	-	-	-	11	100-436.89-490.00-260-00	Ben-W/ Comp		-	-	-	11		
12	-	-	-	-	12	100-436.89-490.00-261-00	Ben-WBF		-	-	-	12		
13	-	-	-	-	13	100-436.89-490.00-262-00	Ben-PLO		-	-	-	13		
14	-	-	-	-	14	100-436.89-490.00-270-00	Ben-Unemploy Insurance		-	-	-	14		
15	-	-	-	0.00	15	TOTAL PERSONAL SERVICES		1	0.00	-	-	15		
16	-	-	-	-	16	100-436.89-490.00-300-00	Professional Fees		309,491	-	-	16		
17	-	-	-	-	17	100-436.89-490.00-320-00	Conferences & Training		-	-	-	17		
18	-	-	-	-	18	100-436.89-490.00-321-00	Travel-Mileage		-	-	-	18		
19	-	-	-	-	19	100-436.89-490.00-412-00	Util-Cell Phone		-	-	-	19		
20	-	-	-	-	20	100-436.89-490.00-505-00	Professional Supplies		-	-	-	20		
21	-	-	-	-	21	100-436.89-490.00-515-00	Non-Capital Equipment		-	-	-	21		
22	-	-	-	-	22	100-436.89-490.00-600-00	IGS-Admin Allocation		23,377	-	-	22		
23	-	-	-	-	23	TOTAL MATERIALS & SERVICES		2	332,868	-	-	23		
22	-	-	-	-	22	100-436.89-490.00-820-60						22		
23	-	-	-	0.00	23	TOTAL TRANSFERS OUT		5	-	-	-	23		
24	-	-	-	0.00	24	TOTAL REQUIREMENTS		9	0.00	332,868	-	-		
25	-	-	-	-	25	CONTRIBUTION TO/(FROM) FUND						25		
GENERAL FUND - Public Health-PE51-01 LPHA Ldrshp Govnc & Prqm Implemnt														
27	116,440	345,940	416,425		27	100-436.90-354.10-000-00	State-PE51-01 LPHA LG&P Impl		544,274	-	-	27		
26	-	84,269	-		26	100-436.90-399.04-000-00	Beg Balance-Restricted		314,386	-	-	26		
28	116,440	430,209	416,425		28	TOTAL RESOURCES		10	858,660	-	-	28		
29	6,127	48,391	45,995	0.50	29	100-436.90-490.00-120-00	Sal-Dept Head	0.40	63,824	-	-	29		
30	10,946	51,856	42,694	0.55	30	100-436.90-490.00-130-00	Sal-Regular	2.10	179,430	-	-	30		
31	5,344	13,637	21,840		31	100-436.90-490.00-210-00	Ben-Insurance Benefits		53,933	-	-	31		
32	1,297	7,564	6,785		32	100-436.90-490.00-220-00	Ben-FICA Tax		18,609	-	-	32		
33	2,737	4,395	15,831		33	100-436.90-490.00-230-00	Ben-PERS ER		43,421	-	-	33		
34	1,024	1,645	5,321		34	100-436.90-490.00-231-00	Ben-PERS EE 6%		14,595	-	-	34		
35	1,227	-	-		35	100-436.90-490.00-232-00	Ben-PERS Bond		-	-	-	35		
36	(560)	-	(807)		36	100-436.90-490.00-233-00	Ben-PERS 822		(2,214)	-	-	36		
37	96	228	62		37	100-436.90-490.00-260-00	Ben-Workers Compensation		90	-	-	37		
38	4	19	17		38	100-436.90-490.00-261-00	Ben-WBF		52	-	-	38		
39	-	294	355		39	100-436.90-490.00-262-00	Ben-PLO		973	-	-	39		
40	43	151	43		40	100-436.90-490.00-270-00	Ben-Unemployment Insurance		122	-	-	40		
41	28,284	128,180	138,136	1.05	41	TOTAL PERSONAL SERVICES		1	2.50	372,835	-	-		

L I N E #	HISTORICAL DATA				L I N E #	RESOURCE/REQUIREMENT DESCRIPTION PROPOSED	FTE	Budget for next Year 2024-2025			L I N E #		
	Actual		5	FTE				2024/2025 Proposed by Budget Officer	2024/2025 Approved by Budget Committee	2024/2025 Adopted by Governing Body			
	Second Preceeding Year 06/30/22	First Preceeding Year 06/30/23	Adopted Budget This Year 06/30/24									2023/2024	
1	-	18,700	220,000		1	100-436.90-490.00-300-00				392,901	-	-	1
2	-	3,860	6,500		2	100-436.90-490.00-320-00				10,828	-	-	2
3	-	104	1,000		3	100-436.90-490.00-321-00				3,000	-	-	3
4	546	458	1,000		4	100-436.90-490.00-412-00				1,383	-	-	4
5	82	5,649	500		5	100-436.90-490.00-505-00				764	-	-	5
6	-	453	-		6	100-436.90-490.00-510-00					-	-	6
6	334	40,382	2,014		6	100-436.90-490.00-515-00				4,000	-	-	6
7	-	2,560	-		7	100-436.90-490.00-515-50					-	-	7
7	-	4,600	-		7	100-436.90-490.00-518-00				1,975	-	-	7
8	-	36	-		8	100-436.90-490.00-550-00				100	-	-	8
8	-	560	-		8	100-436.90-490.00-551-00				1,000	-	-	8
7	2,925	20,555	41,643		7	100-436.90-490.00-600-00				54,427	-	-	7
8	3,887	97,916	272,657		8	<i>TOTAL MATERIALS & SERVICES</i>		2		470,378	-	-	8
7	-	2,004	5,632		7	100-436.90-490.00-820-60				15,447	-	-	7
8	-	2,004	5,632	0.00	8	<i>TOTAL TRANSFERS OUT</i>		5		15,447	-	-	8
9	32,171	228,100	416,425	1.05	9	TOTAL REQUIREMENTS		9	2.50	858,660	-	-	9
10	84,269	202,109	-		10	CONTRIBUTION TO/(FROM) FUND				-	-	-	10

L I N E #	HISTORICAL DATA				L I N E #	RESOURCE/REQUIREMENT DESCRIPTION PROPOSED	FTE	Budget for next Year 2024-2025			L I N E #	
	Actual			5				2024/2025 Proposed by Budget Officer	2024/2025 Approved by Budget Committee	2024/2025 Adopted by Governing Body		
	Second Preceding Year 06/30/22	First Preceding Year 06/30/23	Adopted Budget This Year 06/30/24	FTE 2023/2024								
Tab 23	Tab 23				FUND 208 SUMMARIES				Tab 23			
9	20,483,927	22,845,753	21,669,828	10	TOTAL FUND 208 RESOURCES		11,773,559	-	-	9		
11	8,416,785	10,213,053	21,669,828	0.00	TOTAL FUND 208 REQUIREMENTS		0.00	11,773,559	-	-		
12	12,067,142	12,632,700	-	12	TOTAL CONTRIBUTION TO/(FROM) FUND		-	-	-	-		
14					Fund 208 Summary				14			
15	5,217,314	5,741,163	2,686,548	15	1. Total Personal Services.....	1,408,103	-	-	-	15		
16	1,258,554	1,349,641	5,141,526	16	2. Total Materials and Services.....	9,334,910	-	-	-	16		
17	1,938,849	3,017,096	13,449,900	17	3. Total Capital Outlay.....	872,831	-	-	-	17		
18	-	-	-	18	4. Total Debt Service.....	-	-	-	-	18		
19	2,069	105,153	380,612	19	5. Total Transfers.....	115,765	-	-	-	19		
20	-	-	11,242	20	6. Total Contingencies.....	23,044	-	-	-	20		
21	-	-	-	21	7. Total Special Payments.....	-	-	-	-	21		
22	-	-	-	22	8. Total Unappropriated / Reserved for Future Expenditure.	18,906	-	-	-	22		
23	8,416,785	10,213,053	21,669,828	23	9. Total Requirements.....	11,773,559	-	-	-	23		
24					24					24		
25	20,483,927	22,845,753	21,669,828	25	10. Total Resources Except Property Taxes.....	11,773,559	-	-	-	25		
26	-	-	-	26	11. Property Taxes Estimated to Be Received.....	-	-	-	-	26		
27	20,483,927	22,845,753	21,669,828	27	12. Total Resources (add lines 10 and 11).....	11,773,559	-	-	-	27		
28	12,067,142	12,632,700	-	28					-	-	-	28

L I N E #	HISTORICAL DATA			FTE 2023/2024	L I N E # T	RESOURCE/REQUIREMENT DESCRIPTION PROPOSED	FTE 2024/2025	Budget for next Year 2024-2025			L I N E #	
	Actual		5					2024/2025 Proposed by Budget Officer	2024/2025 Approved by Budget Committee	2024/2025 Adopted by Governing Body		
	Second Preceding Year 06/30/22	First Preceding Year 06/30/23	Adopted Budget This Year 06/30/24									
	Account Number	Account Description										
Tab 24					Tab 24	FUND 209 - Cornerstone Preservation					Tab 24	
1	107,568	60,773	60,000		1	209-411.20-316.41-000-00			60,000	-	-	1
2	2,019	8,003	5,000		2	209-411.20-330.00-000-00			7,500	-	-	2
3	-	-	-		3	209-411.20-375.00-100-00			-	-	-	3
4	288,714	302,812	260,000		4	209-411.20-399.04-000-00			215,404	-	-	4
5	398,301	371,588	325,000		5	TOTAL RESOURCES	10		282,904	-	-	5
6	19,646	21,339	23,076	0.20	6	209-411.20-490.00-120-00		0.20	26,037	-	-	6
7	32,528	35,205	37,946	0.50	7	209-411.20-490.00-130-00		0.50	40,906	-	-	7
8	9	6	-		8	209-411.20-490.00-150-00			-	-	-	8
9	16,354	16,073	16,313		9	209-411.20-490.00-210-00			18,092	-	-	9
10	3,950	4,283	4,668		10	209-411.20-490.00-220-00			5,121	-	-	10
11	8,365	9,065	10,892		11	209-411.20-490.00-230-00			11,949	-	-	11
12	3,131	3,393	3,661		12	209-411.20-490.00-231-00			4,017	-	-	12
13	3,757	-	-		13	209-411.20-490.00-232-00			-	-	-	13
14	(1,712)	-	(555)		14	209-411.20-490.00-233-00			(609)	-	-	14
15	314	366	527		15	209-411.20-490.00-260-00			579	-	-	15
16	14	14	16		16	209-411.20-490.00-261-00			15	-	-	16
17	-	113	244		17	209-411.20-490.00-262-00			268	-	-	17
18	130	113	32		18	209-411.20-490.00-270-00			33	-	-	18
19	86,487	89,970	96,820	0.70	19	TOTAL PERSONAL SERVICES	1	0.70	106,408	-	-	19
20	-	-	-		20	209-411.20-490.00-302-00			-	-	-	20
21	768	680	2,450		21	209-411.20-490.00-310-00			500	-	-	21
22	-	140	300		22	209-411.20-490.00-315-00			300	-	-	22
23	50	-	-		23	209-411.20-490.00-320-00			-	-	-	23
24	450	747	750		24	209-411.20-490.00-451-50			750	-	-	24
25	1	10	50		25	209-411.20-490.00-500-00			50	-	-	25
26	2	-	50		26	209-411.20-490.00-501-00			50	-	-	26
27	21	836	750		27	209-411.20-490.00-515-00			-	-	-	27
28	845	353	1,200		28	209-411.20-490.00-517-00			1,350	-	-	28
29	954	596	800		29	209-411.20-490.00-550-00			900	-	-	29
30	130	163	400		30	209-411.20-490.00-551-00			1,200	-	-	30
31	-	-	-		31	209-411.20-490.00-552-00			-	-	-	31
32	5,782	7,822	9,220		32	209-411.20-490.00-600-00			12,810	-	-	32
33	9,002	11,346	15,970		33	TOTAL MATERIALS & SERVICES	2		17,910	-	-	33
34	-	3,821	3,875		34	209-411.20-490.00-820-60			4,251	-	-	8
34	-	-	5,000		34	209-411.20-490.00-855-00			5,000	-	-	34
35	-	3,821	8,875		35	TOTAL TRANSFERS OUT	5		9,251	-	-	35
35	-	-	203,335		35	209-411.20-490.00-880-00			49,335	-	-	35
34	-	-	203,335		34	TOTAL CONTINGENCY	8		49,335	-	-	34
36	-	-	-		36	209-411.20-490.00-900-00			100,000	-	-	36
35	-	-	-		35	TOTAL RESERVE FOR FUTURE EXPENSE	8		100,000	-	-	35
36	95,489	105,137	325,000	0.70	36	TOTAL REQUIREMENTS	9	0.70	282,904	-	-	36
37	302,812	266,451	-		37	CONTRIBUTION TO/(FROM) FUND			-	-	-	37
36					36							36

L I N E #	HISTORICAL DATA			FTE 2023/2024	L I N E # T	RESOURCE/REQUIREMENT DESCRIPTION PROPOSED	FTE 2024/2025	Budget for next Year 2024-2025			L I N E #
	Actual		5					2024/2025 Proposed by Budget Officer	2024/2025 Approved by Budget Committee	2024/2025 Adopted by Governing Body	
	Second Preceding Year 06/30/22	First Preceding Year 06/30/23	Adopted Budget This Year 06/30/24								

Tab 24 Tab 24 **FUND 209 SUMMARIES** Tab 24

1				1								1
2	398,301	371,588	325,000	2		TOTAL FUND 209 RESOURCES		282,904	-	-		2
3	95,489	105,137	325,000	0.70	3	TOTAL FUND 209 REQUIREMENTS	0.70	282,904	-	-		3
4	302,812	266,451	-		4	TOTAL CONTRIBUTION TO/(FROM) FUND		-	-	-		4
5					5							5
6					6	Fund 209 Summary						6
7	86,487	89,970	96,820		7	1. Total Personal Services.....		106,408	-	-		7
8	9,002	11,346	15,970		8	2. Total Materials and Services.....		17,910	-	-		8
9	-	-	-		9	3. Total Capital Outlay.....		-	-	-		9
10	-	-	-		10	4. Total Debt Service.....		-	-	-		10
11	-	3,821	8,875		11	5. Total Transfers.....		9,251	-	-		11
12	-	-	-		12	6. Total Contingencies.....		-	-	-		12
13	-	-	-		13	7. Total Special Payments.....		-	-	-		13
14	-	-	203,335		14	8. Total Unappropriated / Reserved for Future Expenditure.		149,335	-	-		14
15	95,489	105,137	325,000		15	9. Total Requirements.....		282,904	-	-		15
16					16							16
17	398,301	371,588	325,000		17	10. Total Resources Except Property Taxes.....		282,904	-	-		17
18	-	-	-		18	11. Property Taxes Estimated to Be Received.....		-	-	-		18
19	398,301	371,588	325,000		19	12. Total Resources (add lines 10 and 11).....		282,904	-	-		19
20	302,812	266,451	-		20			-	-	-		20

L I N E #	HISTORICAL DATA			FTE 2023/2024	L I N E # T	RESOURCE/REQUIREMENT DESCRIPTION PROPOSED	FTE 2024/2025	Budget for next Year 2024-2025			L I N E #
	Actual		5					2024/2025 Proposed by Budget Officer	2024/2025 Approved by Budget Committee	2024/2025 Adopted by Governing Body	
	Second Preceding Year	First Preceding Year	Adopted Budget This Year								
	06/30/22	06/30/23	06/30/24								
Tab 25					Tab 25	FUND 210- Inmate Benefits				Tab 25	
1	6,172	2,696	4,500	1	210-408.50-318.57-000-00	Fees-Inmate Processing				1	
2	149	73	-	2	210-408.50-318.66-000-00	Fees-Jail Adjudication Fines				2	
3	271	61	-	3	210-408.50-318.70-001-00	Fees-Inmate Svc Copies				3	
4	1,130	788	1,000	4	210-408.50-318.70-002-00	Fees-Inmate Svc Envelopes				4	
5	30	80	200	5	210-408.50-318.70-003-00	Fees-Inmate Svc				5	
6	-	-	100	6	210-408.50-318.70-004-00	Fees-Inmate Svc Haircuts				6	
7	78	3	1,500	7	210-408.50-318.70-005-00	Fees-Inmate Svc Hygiene Kit				7	
8	-	5	-	8	210-408.50-318.70-006-00	Fees-Inmate Svc IDs				8	
9	427	295	500	9	210-408.50-318.70-007-00	Fees-Inmate Svc Legal Copies				9	
10	1,329	853	1,500	10	210-408.50-318.70-008-00	Fees-Inmate Svc Medical				10	
11	474	367	500	11	210-408.50-318.70-009-00	Fees-Inmate Svc MedRqst Form				11	
12	464	-	750	12	210-408.50-318.70-010-00	Fees-Inmate Svc Medical Visit				12	
13	1,425	1,036	1,000	13	210-408.50-318.70-011-00	Fees-Inmate Svc Medications				13	
14	139,135	51,899	65,000	14	210-408.50-318.70-013-00	Fees-Inmate Commissary Sold				14	
15	14	-	-	15	210-408.50-318.70-014-00	Fees-Inmate Prior Debt Collect				15	
16	-	-	-	16	210-408.50-318.70-015-00	Fees-Inmate Certified Mail				16	
17	136	516	-	17	210-408.50-318.70-016-00	Fees-Inmate Svc Dental				17	
18	21	-	-	18	210-408.50-318.70-120-00	Fees-Inmate Special Diet				18	
19	163,373	150,800	150,000	19	210-408.50-319.95-000-00	Other Svc-Commissary Discount	150,000			19	
20	123,145	110,661	65,000	20	210-408.50-319.96-000-00	Other Svc-Phone Commission	65,000			20	
21	43,827	16,166	25,000	21	210-408.50-319.97-000-00	Other Svc-Phone Card Sales	15,000			21	
22	3,705	22,415	-	22	210-408.50-330.00-000-00	Interest Allocations	30,000			22	
23	568,385	710,653	710,653	23	210-408.50-399.04-000-00	Beg Balance-Restricted	690,867			23	
24	1,053,691	1,069,367	1,027,203	24	TOTAL RESOURCES	10	950,867			24	
25	195,682	164,070	200,000	25	210-408.50-490.00-305-28	Prof Fees-Contracted Service				25	
26	-	1,119	1,000	26	210-408.50-490.00-451-51	Maint-Software	20,000			26	
27	2,731	6,902	17,000	27	210-408.50-490.00-500-00	Office Supplies	170,000			27	
28	144,624	86,254	450,000	28	210-408.50-490.00-595-05	Other-Inmate Benefit Supplies	760,867			28	
29	343,037	258,346	668,000	29	TOTAL MATERIALS & SERVICES	2	950,867			29	
30	-	-	359,203	30	210-408.50-490.00-880-00	Contingency				30	
31	-	-	359,203	31	TOTAL CONTINGENCY	6				31	
32	343,037	258,346	1,027,203	0.0000	32	TOTAL REQUIREMENTS	9	0.0000	950,867	-	32
33	710,653	811,021	-		33	CONTRIBUTION TO/(FROM) FUND				-	33
34					34						34

L I N E #	HISTORICAL DATA			FTE	L I N E # T	RESOURCE/REQUIREMENT DESCRIPTION PROPOSED	Account Number	Account Description	FTE 2024/2025	Budget for next Year 2024-2025			L I N E #
	Actual		5							2024/2025 Proposed by Budget Officer	2024/2025 Approved by Budget Committee	2024/2025 Adopted by Governing Body	
	Second Preceding Year 06/30/22	First Preceding Year 06/30/23	Adopted Budget This Year 06/30/24							2023/2024			

Tab 25					Tab 25	FUND 210 SUMMARIES				Tab 25		
1					1					1		
2	1,053,691	1,069,367	1,027,203		2	TOTAL FUND 210 RESOURCES			950,867	-	2	
3	343,037	258,346	1,027,203	0.0000	3	TOTAL FUND 210 REQUIREMENTS			0.0000	950,867	-	3
4	710,653	811,021	-		4	TOTAL CONTRIBUTION TO/(FROM) FUND			-	-	-	4
5					5						5	
6					6	Fund 210 Summary					6	
7	-	-	-		7	1. Total Personal Services.....			-	-	-	7
8	343,037	258,346	668,000		8	2. Total Materials and Services.....			950,867	-	-	8
9	-	-	-		9	3. Total Capital Outlay.....			-	-	-	9
10	-	-	-		10	4. Total Debt Service.....			-	-	-	10
11	-	-	-		11	5. Total Transfers.....			-	-	-	11
12	-	-	359,203		12	6. Total Contingencies.....			-	-	-	12
13	-	-	-		13	7. Total Special Payments.....			-	-	-	13
14	-	-	-		14	8. Total Unappropriated / Reserved for Future Expenditure.			-	-	-	14
15	343,037	258,346	1,027,203		15	9. Total Requirements.....			950,867	-	-	15
16					16							16
17	1,053,691	1,069,367	1,027,203		17	10. Total Resources Except Property Taxes.....			950,867	-	-	17
18	-	-	-		18	11. Property Taxes Estimated to Be Received.....			-	-	-	18
19	1,053,691	1,069,367	1,027,203		19	12. Total Resources (add lines 10 and 11).....			950,867	-	-	19
20	710,653	811,021	-		20				-	-	-	20

L I N E #	HISTORICAL DATA			FTE 2023/2024	L I N E # T	RESOURCE/REQUIREMENT DESCRIPTION PROPOSED	FTE 2024/2025	Budget for next Year 2024-2025			L I N E #	
	Actual		5					2024/2025	2024/2025	2024/2025		
	Second Preceding Year	First Preceding Year	Adopted Budget This Year					Proposed by Budget Officer	Approved by Budget Committee	Adopted by Governing Body		
	06/30/22	06/30/23	06/30/24									
Tab 26				Tab 26		FUND 211- Courthouse Security				Tab 26		
1	-	-	-	1	211-413.00-316.29-000-00	Fees-Justice Crt Distributions		16,000	-	-	1	
2	17,783	16,830	16,000	2	211-413.00-316.29-100-00	Fees-City Jail Assess & Fines		5,000	-	-	2	
3	1,246	5,244	1,500	3	211-413.00-330.00-000-00	Interest Allocations		-	-	-	3	
4	9,538	13,345	10,000	4	211-413.00-375.00-100-14	Trans In-F100 Justice Court		8,500	-	-	4	
5	186,733	179,205	170,000	5	211-413.00-399.04-000-00	Beg Balance-Restricted		176,240	-	-	5	
6	215,300	214,624	197,500	6		TOTAL RESOURCES	10	205,740	-	-	6	
7	-	-	-	7	211-413.00-490.00-505-00	Professional Supplies		-	-	-	7	
8	4,095	4,741	2,699	8	211-413.00-490.00-600-00	IGS-Admin Allocation		17,373	-	-	8	
9	4,095	4,741	2,699	9		TOTAL MATERIALS & SERVICES	2	17,373	-	-	9	
10	-	-	43,045	10	211-413.00-490.00-720-00	Capital Outlay-Equipment		31,367	-	-	10	
11	-	-	43,045	11		TOTAL CAPITAL OUTLAY	3	31,367	-	-	11	
12	-	-	-	12	211-413.00-490.00-831-11	Trans Out-F208 Grant Fund		-	-	-	12	
13	32,000	32,000	32,000	13	211-413.00-490.00-841-00	Trans Out-Fund 220 Jail Fund		32,000	-	-	13	
14	32,000	32,000	32,000	14		TOTAL TRANSFERS OUT	5	32,000	-	-	14	
15	-	-	119,756	15	211-413.00-490.00-880-00	Contingency		125,000	-	-	15	
16	-	-	119,756	16		TOTAL CONTINGENCY	6	125,000	-	-	16	
17	36,095	36,741	197,500	0.00	17		9	0.00	205,740	-	-	17
18	179,205	177,883	-		18	CONTRIBUTION TO/(FROM) FUND		-	-	-	18	
Tab 26				Tab 26		FUND 211 SUMMARIES					Tab 26	
20				20		TOTAL FUND 211 RESOURCES		205,740	-	-	20	
21	215,300	214,624	197,500		21	TOTAL FUND 211 REQUIREMENTS	0.00	205,740	-	-	21	
22	36,095	36,741	197,500	0.00	22	TOTAL CONTRIBUTION TO/(FROM) FUND		-	-	-	22	
23	179,205	177,883	-		23			-	-	-	23	
24				24							24	
25				25		Fund 211 Summary					25	
26	-	-	-	26		1. Total Personal Services.....		-	-	-	26	
27	4,095	4,741	2,699	27		2. Total Materials and Services.....		17,373	-	-	27	
28	-	-	43,045	28		3. Total Capital Outlay.....		31,367	-	-	28	
29	-	-	-	29		4. Total Debt Service.....		-	-	-	29	
30	32,000	32,000	32,000	30		5. Total Transfers.....		32,000	-	-	30	
31	-	-	119,756	31		6. Total Contingencies.....		125,000	-	-	31	
32	-	-	-	32		7. Total Special Payments.....		-	-	-	32	
33	-	-	-	33		8. Total Unappropriated / Reserved for Future Expenditure.....		-	-	-	33	
34	36,095	36,741	197,500	34		9. Total Requirements.....		205,740	-	-	34	
35				35							35	
36	215,300	214,624	197,500	36		10. Total Resources Except Property Taxes.....		205,740	-	-	36	
37	-	-	-	37		11. Property Taxes Estimated to Be Received.....		-	-	-	37	
38	215,300	214,624	197,500	38		12. Total Resources (add lines 10 and 11).....		205,740	-	-	38	
39	179,205	177,883	-	39				-	-	-	39	

L I N E #	HISTORICAL DATA			FTE 2023/2024	L I N E # T	RESOURCE/REQUIREMENT DESCRIPTION PROPOSED	FTE 2024/2025	Budget for next Year 2024-2025			L I N E #	
	Actual		5					2024/2025 Proposed by Budget Officer	2024/2025 Approved by Budget Committee	2024/2025 Adopted by Governing Body		
	Second Preceding Year 06/30/22	First Preceding Year 06/30/23	Adopted Budget This Year 06/30/24									
FUND 213- Law Library												
1	293	1,138	-	1	213-412.13-330.00-000-00	Interest Allocations	-	-	-	1		
2	46,976	46,976	46,976	2	213-412.13-341.14-000-00	State-Court Receipts	46,976	-	-	2		
3	22,116	24,283	24,623	3	213-412.13-399.04-000-00	Beg Balance-Restricted	51,295	-	-	3		
4	1,575	-	-	4	213-412.13-399.05-000-00	Beg Balance-NonSpendable	-	-	-	4		
5	70,960	72,397	71,599	5	TOTAL RESOURCES		10	98,271	-	-	5	
6	24,400	24,400	24,400	6	213-412.13-490.00-300-00	Professional Fees	24,400	-	-	6		
7	764	825	880	7	213-412.13-490.00-310-00	Prop/Liab Insurance	1,200	-	-	7		
8	18,900	20,475	18,900	8	213-412.13-490.00-410-00	Office Rent	18,900	-	-	8		
9	-	-	-	9	213-412.13-490.00-530-00	Subscriptions-Publications	-	-	-	9		
10	-	-	-	10	213-412.13-490.00-531-00	Reference Materials	-	-	-	10		
11	2,613	3,127	3,476	11	213-412.13-490.00-600-00	IGS-Admin Allocation	-	-	-	11		
12	46,677	48,827	47,656	12	TOTAL MATERIALS & SERVICES		2	44,500	-	-	12	
11	-	-	-	11	213-412.13-490.00-720-00	Capital Outlay-Equipment	23,943	-	-	11		
12	-	-	-	12	TOTAL CAPITAL OUTLAY		3	23,943	-	-	12	
13	-	-	23,943	13	213-412.13-490.00-880-00	Contingency	29,828	-	-	13		
14	-	-	23,943	14	TOTAL CONTINGENCY		6	29,828	-	-	14	
15	46,677	48,827	71,599	15	TOTAL REQUIREMENTS		9	98,271	-	-	15	
16	24,283	23,570	-	16	CONTRIBUTION TO/(FROM) FUND		-	-	-	-	16	
FUND 213 SUMMARIES												
18	70,960	72,397	71,599	18	TOTAL FUND 213 RESOURCES		98,271	-	-	18		
19	46,677	48,827	71,599	0.0000	19	TOTAL FUND 213 REQUIREMENTS		0.0000	98,271	-	-	19
20	24,283	23,570	-	20	TOTAL CONTRIBUTION TO/(FROM) FUND		-	-	-	-	20	
Fund 213 Summary												
23	-	-	-	23	1. Total Personal Services.....		-	-	-	23		
24	46,677	48,827	47,656	24	2. Total Materials and Services.....		44,500	-	-	24		
25	-	-	-	25	3. Total Capital Outlay.....		23,943	-	-	25		
26	-	-	-	26	4. Total Debt Service.....		-	-	-	26		
27	-	-	-	27	5. Total Transfers.....		-	-	-	27		
28	-	-	-	28	6. Total Contingencies.....		29,828	-	-	28		
29	-	-	23,943	29	7. Total Special Payments.....		-	-	-	29		
30	-	-	-	30	8. Total Unappropriated / Reserved for Future Expenditure.....		-	-	-	30		
31	-	-	-	31	9. Total Requirements.....		98,271	-	-	31		
32	46,677	48,827	71,599	32	10. Total Resources Except Property Taxes.....		98,271	-	-	32		
33	-	-	-	33	11. Property Taxes Estimated to Be Received.....		-	-	-	33		
34	70,960	72,397	71,599	34	12. Total Resources (add lines 10 and 11).....		98,271	-	-	34		
35	-	-	-	35			-	-	-	35		
36	70,960	72,397	71,599	36			98,271	-	-	36		
37	24,283	23,570	-	37			-	-	-	37		

L I N E #	HISTORICAL DATA			FTE 2023/2024	L I N E #	RESOURCE/REQUIREMENT DESCRIPTION PROPOSED	FTE 2024/2025	Budget for next Year 2024-2025			L I N E #
	Actual		5					2024/2025 Proposed by Budget Officer	2024/2025 Approved by Budget Committee	2024/2025 Adopted by Governing Body	
	Second Preceding Year 06/30/22	First Preceding Year 06/30/23	Adopted Budget This Year 06/30/24								
	Account Number	Account Description									
Tab 28				Tab 28	FUND 214 - Economic Development					Tab 28	
1	-	1,525	-	1	214-421.00-322.10-000-00	Refunds	-	-	-	1	
2	4,528	27,472	-	2	214-421.00-330.00-000-00	Interest Allocations	35,000	-	-	2	
3	577,042	600,729	550,000	3	214-421.00-340.11-000-00	State-Video Lottery	600,000	-	-	3	
4	656,014	864,865	1,000,000	4	214-421.00-399.04-000-00	Beg Balance-Restricted	551,753	-	-	4	
5	1,237,583	1,494,591	1,550,000	5	TOTAL RESOURCES		10	1,186,753	-	-	5
6	50,000	-	-	6	214-421.00-490.00-300-00	Professional Fees	-	-	-	6	
7	-	-	-	7	214-421.00-490.00-305-28	Prof Fees-Contracted Service	-	-	-	7	
8	35,128	97,379	154,500	8	214-421.00-490.00-315-00	Membership Dues	154,500	-	-	8	
9	6,943	20,335	25,000	9	214-421.00-490.00-320-00	Conferences & Training	25,000	-	-	9	
10	90	1,749	1,500	10	214-421.00-490.00-321-00	Travel-Mileage	1,500	-	-	10	
11	-	9,954	-	11	214-421.00-490.00-455-00	Repairs & Maint-Bldg	500	-	-	11	
12	144	150	500	12	214-421.00-490.00-500-00	Office Supplies	-	-	-	12	
13	-	-	-	13	214-421.00-490.00-511-00	Advertising-Promotion	-	-	-	13	
14	32,358	76,734	270,000	14	214-421.00-490.00-585-00	Community Investment	239,101	-	-	14	
15	33,735	51,432	93,896	15	214-421.00-490.00-600-00	IGS-Admin Allocation	54,687	-	-	15	
16	158,398	257,732	545,396	16	TOTAL MATERIALS & SERVICES		2	475,288	-	-	16
17	70,000	-	100,000	17	214-421.00-490.00-831-00	Trans Out-Fund 204 Fair	50,000	-	-	17	
18	135,000	50,000	50,000	18	214-421.00-490.00-840-00	Trans Out-Fund 216 Transit	50,000	-	-	18	
19	-	-	553,000	19	214-421.00-490.00-843-00	Trans Out-Fund 403 Debt Serv	253,000	-	-	19	
20	205,000	50,000	703,000	20	TOTAL INTER-FUND TRANSFERS		5	353,000	-	-	20
21	-	-	283,257	21	214-421.00-490.00-880-00	Contingency	340,115	-	-	21	
22	-	-	283,257	22	TOTAL CONTINGENCY		6	340,115	-	-	22
23	363,398	307,732	1,531,653	23	TOTAL REQUIREMENTS		9	1,168,403	-	-	23
24	874,185	1,186,859	18,347	24	CONTRIBUTION TO/(FROM) FUND			18,350	-	-	24
Tab 28				Tab 28	FUND 214 - Economic Development - Museum Donations					Tab 28	
26	554	892	500	26	214-421.20-329.01-000-00	Donations-Museum	500	-	-	26	
27	-	-	-	27	214-421.20-330.00-000-00	Interest Allocations	-	-	-	27	
28	-	-	-	28	214-421.20-399.04-000-00	Beg Balance-Restricted	-	-	-	28	
29	554	892	500	29	TOTAL RESOURCES		10	500	-	-	29
30	2,776	3,215	3,697	30	214-421.20-490.00-310-00	Prop/Liab Insurance	4,500	-	-	30	
31	1,103	1,181	1,150	31	214-421.20-490.00-411-00	Util-Telephone	800	-	-	31	
32	1,340	1,486	1,600	32	214-421.20-490.00-413-00	Util-Electricity	1,300	-	-	32	
33	1,842	3,452	1,400	33	214-421.20-490.00-414-00	Util-Natural Gas	750	-	-	33	
34	1,067	1,184	1,000	34	214-421.20-490.00-415-00	Util-Water/Sewer	1,500	-	-	34	
35	1,745	455	10,000	35	214-421.20-490.00-455-00	Repairs & Maint-Bldg	10,000	-	-	35	
36	9,874	10,973	18,847	36	TOTAL MATERIALS & SERVICES		2	18,850	-	-	36
37	9,874	10,973	18,847	37	TOTAL REQUIREMENTS		9	18,850	-	-	37
38	(9,320)	(10,081)	(18,347)	38	CONTRIBUTION TO/(FROM) FUND			(18,350)	-	-	38

L I N E #	HISTORICAL DATA			FTE 2023/2024	L I N E # T	RESOURCE/REQUIREMENT DESCRIPTION PROPOSED	FTE 2024/2025	Budget for next Year 2024-2025			L I N E #	
	Actual		5					2024/2025	2024/2025	2024/2025		
	Second Preceding Year 06/30/22	First Preceding Year 06/30/23	Adopted Budget This Year 06/30/24					Proposed by Budget Officer	Approved by Budget Committee	Adopted by Governing Body		
Tab 29					Tab 29	FUND 216 - Public Transit (CC Rider)					Tab 29	
1	46,408	39,979	30,000		1	216-433.00-314.00-000-00			32,000	-	-	1
2	77,824	76,429	65,000		2	216-433.00-314.01-000-00			70,000	-	-	2
3	18,953	14,078	15,000		3	216-433.00-314.02-000-00			10,000	-	-	3
4	-	-	-		4	216-433.00-314.03-000-00				-	-	4
5	-	-	-		5	216-433.00-322.00-000-00				-	-	5
6	2,500	1,500	-		6	216-433.00-324.00-000-00				-	-	6
7	325	-	-		7	216-433.00-329.00-000-00				-	-	7
8	956	15,762	8,000		8	216-433.00-330.00-000-00			20,000	-	-	8
9	123,960	123,963	-		9	216-433.00-355.60-000-00			768,000	-	-	9
10	467,852	382,155	509,098		10	216-433.00-355.62-000-00				-	-	10
11	-	-	-		11	216-433.00-355.63-000-00				-	-	11
12	752,893	615,871	490,035		12	216-433.00-365.00-000-00			392,028	-	-	12
13	176,717	121,399	184,076		13	216-433.00-365.10-000-00			152,524	-	-	13
14	-	-	-		14	216-433.00-365.12-000-00			574,000	-	-	14
15	-	-	-		15	216-433.00-365.13-000-00				-	-	15
16	250	-	-		16	216-433.00-370.00-203-01				-	-	16
17	46,875	33,750	16,875		17	216-433.00-375.00-100-60			16,875	-	-	17
18	135,000	50,000	50,000		18	216-433.00-375.00-214-60			50,000	-	-	18
19	(31,622)	537,099	561,508		19	216-433.00-399.04-000-00			899,311	-	-	19
20	42,993	42,882	-		20	216-433.00-399.05-000-00			40,000	-	-	20
21	1,861,882	2,054,867	1,929,592		21	TOTAL RESOURCES	10		3,024,738	-	-	21
22	94,468	110,016	118,943	1.00	22	216-433.00-490.00-120-00		1.00	157,515	-	-	22
23	111,519	470,430	129,762	2.00	23	216-433.00-490.00-130-00		2.00	189,356	-	-	23
24	-	-	351,204	0.00	24	216-433.00-490.00-140-00		6.38	386,774	-	-	24
25	3,520	6,241	47,500		25	216-433.00-490.00-150-00			50,000	-	-	25
26	73,435	142,045	128,501		26	216-433.00-490.00-210-00			163,242	-	-	26
27	15,686	42,698	49,527		27	216-433.00-490.00-220-00			59,949	-	-	27
28	29,243	64,012	113,080		28	216-433.00-490.00-230-00			133,014	-	-	28
29	10,945	23,960	38,845		29	216-433.00-490.00-231-00			44,711	-	-	29
30	13,213	-	-		30	216-433.00-490.00-232-00			-	-	-	30
31	(5,984)	-	(5,765)		31	216-433.00-490.00-233-00			(6,781)	-	-	31
32	755	5,434	5,330		32	216-433.00-490.00-260-00			5,866	-	-	32
33	60	205	215		33	216-433.00-490.00-261-00			231	-	-	33
34	-	1,123	2,590		34	216-433.00-490.00-262-00			3,036	-	-	34
35	524	1,170	323		35	216-433.00-490.00-270-00			391	-	-	35
36	347,385	867,334	980,055	3.00	36	TOTAL PERSONAL SERVICES	1	9.38	1,187,304	-	-	36

L I N E #	HISTORICAL DATA			FTE # 2023/2024	L I N E # T	RESOURCE/REQUIREMENT DESCRIPTION PROPOSED	FTE # 2024/2025	Budget for next Year 2024-2025			L I N E #
	Actual		5					2024/2025	2024/2025	2024/2025	
	Second Preceding Year 06/30/22	First Preceding Year 06/30/23	Adopted Budget This Year 06/30/24					Proposed by Budget Officer	Approved by Budget Committee	Adopted by Governing Body	
1	-	-	1,000	1	216-433.00-490.00-302-00	Prof Fees-Temp Services	1,000	-	-	-	1
2	495	-	-	2	216-433.00-490.00-305-00	Prof Fees-Bank Fees	-	-	-	-	2
3	3,600	-	-	3	216-433.00-490.00-305-04	Prof Fees-Audit & Accounting	-	-	-	-	3
4	548,450	3,659	3,000	4	216-433.00-490.00-305-28	Prof Fees-Contracted Service	3,000	-	-	-	4
5	9,644	27,298	34,000	5	216-433.00-490.00-310-00	Prop/Liab Insurance	38,000	-	-	-	5
6	13,050	13,440	13,500	6	216-433.00-490.00-315-00	Membership Dues	13,500	-	-	-	6
7	-	392	3,500	7	216-433.00-490.00-320-00	Conferences & Training	7,500	-	-	-	7
8	-	412	1,000	8	216-433.00-490.00-321-00	Travel-Mileage	1,000	-	-	-	8
9	146	1,758	1,920	9	216-433.00-490.00-410-62	Copier Lease	1,800	-	-	-	9
10	(153)	-	-	10	216-433.00-490.00-411-00	Util-Telephone	-	-	-	-	10
11	1,600	1,936	1,920	11	216-433.00-490.00-412-00	Util-Cell Phone	2,362	-	-	-	11
12	9,744	7,453	10,800	12	216-433.00-490.00-413-00	Util-Electricity	9,000	-	-	-	12
13	-	-	1,000	13	216-433.00-490.00-414-00	Util-Natural Gas	1,500	-	-	-	13
14	12,321	13,423	15,180	14	216-433.00-490.00-415-00	Util-Water/Sewer	16,000	-	-	-	14
15	1,363	1,847	960	15	216-433.00-490.00-416-00	Util-Garbage	960	-	-	-	15
16	581	296	500	16	216-433.00-490.00-450-00	Repairs & Maint-Copier	500	-	-	-	16
17	6,212	1,339	12,507	17	216-433.00-490.00-451-50	Maint-Software	13,500	-	-	-	17
18	8,674	3,755	5,000	18	216-433.00-490.00-452-00	Repairs & Maint-Equipment	2,500	-	-	-	18
19	16,018	5,986	10,000	19	216-433.00-490.00-455-00	Repairs & Maint-Bldg	5,000	-	-	-	19
20	19,800	14,400	15,000	20	216-433.00-490.00-456-00	Grounds Maintenance	15,000	-	-	-	20
21	1,914	3,304	3,000	21	216-433.00-490.00-500-00	Office Supplies	3,000	-	-	-	21
22	80	131	150	22	216-433.00-490.00-501-00	Postage	1,000	-	-	-	22
23	7,437	(5,342)	6,000	23	216-433.00-490.00-508-10	Shop-Tires & Repairs	10,000	-	-	-	23
24	42	29	240	24	216-433.00-490.00-510-00	Advertising-Legal	500	-	-	-	24
25	4,373	12,947	10,000	25	216-433.00-490.00-511-00	Advertising-Promotion	12,000	-	-	-	25
26	1,513	769	1,000	26	216-433.00-490.00-512-00	Copying & Printing	1,200	-	-	-	26
27	923	1,093	2,000	27	216-433.00-490.00-515-00	Non-Capital Equipment	2,000	-	-	-	27
28	-	10,131	-	28	216-433.00-490.00-530-00	Subscriptions-Publications	-	-	-	-	28
29	64,256	68,602	60,000	29	216-433.00-490.00-550-00	Vehicle-Fuel	60,000	-	-	-	29
30	77,809	53,622	48,000	30	216-433.00-490.00-551-00	Vehicle-Repairs & Maint	40,000	-	-	-	30
31	122,623	177,336	112,745	31	216-433.00-490.00-600-00	IGS-Admin Allocation	159,674	-	-	-	31
32	2,000	5,000	10,000	32	216-433.00-490.00-600-58	IGS-Fund 100 General Services	10,000	-	-	-	32
33	934,517	425,016	383,922	33	TOTAL MATERIALS & SERVICES		2	431,496	-	-	33

L I N E #	HISTORICAL DATA			FTE 2023/2024	L I N E # T	RESOURCE/REQUIREMENT DESCRIPTION PROPOSED	FTE 2024/2025	Budget for next Year 2024-2025			L I N E #
	Actual		5					2024/2025 Proposed by Budget Officer	2024/2025 Approved by Budget Committee	2024/2025 Adopted by Governing Body	
	Second Preceding Year 06/30/22	First Preceding Year 06/30/23	Adopted Budget This Year 06/30/24					Account Number	Account Description		
1	-	-	-	1	216-433.00-490.00-730-00	Capital Outlay-Vehicles		744,000	-	-	1
2	-	-	-	2	216-433.00-490.00-750-00	Capital Outlay-Bldg Imprvmnts		-	-	-	2
3	-	-	-	3	TOTAL CAPITAL OUTLAY		3	744,000	-	-	3
4	-	27,701	42,082		216-433.00-490.00-820-60	Trans Out-F100 PERS Dbt Svc		48,437	-	-	4
5	-	27,701	42,082	5	TOTAL INTER-FUND TRANSFERS		5	48,437	-	-	5
6	-	-	523,533	6	216-433.00-490.00-880-00	Contingency		296,626	-	-	6
7	-	-	523,533	7	TOTAL CONTINGENCY		6	296,626	-	-	7
8	-	-	-	8	216-433.00-490.00-900-00	Reserve for Future Expend		316,875	-	-	8
9	-	-	-	9	TOTAL UNAPPROPRIATED BALANCE		8	316,875	-	-	9
10	1,281,902	1,320,050	1,929,592	3.00	10	TOTAL REQUIREMENTS	9	3,024,738	-	-	10
11	579,980	734,817	-		11	CONTRIBUTION TO/(FROM) FUND		-	-	-	11
Tab 29				Tab 29	FUND 216 - Public Transit DAS BETC Redemption						Tab 29
13	401	5,552	2,500	13	216-433.10-330.00-000-00	Interest Allocations		5,000	-	-	13
14	288,451	-	-	14	216-433.10-355.80-000-00	State-DAS BETC Redemption		-	-	-	14
15	-	219,053	174,039	15	216-433.10-399.04-000-00	Beg Balance-Restricted		160,267	-	-	15
16	288,852	224,605	176,539	16	TOTAL RESOURCES		10	165,267	-	-	16
17					216-433.10-490.00-305-00			20,000			
18	-	10,329	10,000	18	216-433.10-490.00-515-00	Non-Capital Equipment		10,000	-	-	18
19	-	10,329	10,000	19	TOTAL MATERIALS & SERVICES		2	30,000	-	-	19
20	69,799	8,940	166,539		216-433.10-490.00-720-00	Capital Outlay-Equipment		135,267	-	-	20
21	-	48,567	-	21	216-433.10-490.00-750-00	Capital Outlay-Bldg Imprvmnts		-	-	-	21
22	69,799	57,507	166,539	22	TOTAL CAPITAL OUTLAY		3	135,267	-	-	22
23	69,799	67,837	176,539	23	TOTAL REQUIREMENTS		9	165,267	-	-	23
24	219,053	156,768	-	24	CONTRIBUTION TO/(FROM) FUND			-	-	-	24

L I N E #	HISTORICAL DATA			FTE # 2023/2024	L I N E # T	RESOURCE/REQUIREMENT DESCRIPTION PROPOSED	Account Number	Account Description	FTE 2024/2025	Budget for next Year 2024-2025			L I N E #
	Actual		5							2024/2025 Proposed by Budget Officer	2024/2025 Approved by Budget Committee	2024/2025 Adopted by Governing Body	
	Second Preceding Year 06/30/22	First Preceding Year 06/30/23	Adopted Budget This Year 06/30/24										

Tab 29 Tab 29 **FUND 216 SUMMARIES** Tab 29

1					1								1
2	2,150,734	2,279,471	2,106,131		2	TOTAL FUND 216 RESOURCES			3,190,005	-	-		2
3	1,351,701	1,387,887	2,106,131	3.00	3	TOTAL FUND 216 REQUIREMENTS		9.38	3,190,005	-	-		3
4	799,033	891,585	-		4	TOTAL CONTRIBUTION TO/(FROM) FUND			-	-	-		4
5					5								5
6					6	Fund 216 Summary							6
7	347,385	867,334	980,055		7	1. Total Personal Services.....			1,187,304	-	-		7
8	934,517	435,345	393,922		8	2. Total Materials and Services.....			461,496	-	-		8
9	69,799	57,507	166,539		9	3. Total Capital Outlay.....			879,267	-	-		9
10	-	-	-		10	4. Total Debt Service.....			-	-	-		10
11	-	27,701	42,082		11	5. Total Transfers.....			48,437	-	-		11
12	-	-	523,533		12	6. Total Contingencies.....			296,626	-	-		12
13	-	-	-		13	7. Total Special Payments.....			-	-	-		13
14	-	-	-		14	8. Total Unappropriated / Reserved for Future Expenditure.			316,875	-	-		14
15	1,351,701	1,387,887	2,106,131		15	9. Total Requirements.....			3,190,005	-	-		15
16					16								16
17	2,150,734	2,279,471	2,106,131		17	10. Total Resources Except Property Taxes.....			3,190,005	-	-		17
18	-	-	-		18	11. Property Taxes Estimated to Be Received.....			-	-	-		18
19	2,150,734	2,279,471	2,106,131		19	12. Total Resources (add lines 10 and 11).....			3,190,005	-	-		19
20	799,033	891,585	-		20				-	-	-		20

L I N E #	HISTORICAL DATA			FTE 2023/2024	L I N E # T	RESOURCE/REQUIREMENT DESCRIPTION PROPOSED	FTE 2024/2025	Budget for next Year 2024-2025			L I N E #	
	Actual	5						2024/2025	2024/2025	2024/2025		
	Second Preceding Year 06/30/22	First Preceding Year 06/30/23	Adopted Budget This Year 06/30/24					Proposed by Budget Officer	Approved by Budget Committee	Adopted by Governing Body		
Tab 30					Tab 30	FUND 217 - Land Development - Building Services					Tab 30	
1	732,132	840,415	605,000		1	217-449.10-316.53-000-00			610,000	-	-	1
2	8,109	32,417	70,000		2	217-449.10-316.54-000-00			100,000	-	-	2
3	1,059	460	20,000		3	217-449.10-316.55-000-00			25,000	-	-	3
4	-	21,820	10,500		4	217-449.10-316.59-000-00			21,000	-	-	4
5	-	-	-		5	217-449.10-322.00-000-00			-	-	-	5
6	290	9,294	-		6	217-449.10-330.00-000-00			15,000	-	-	6
7	45	-	-		7	217-449.10-324.00-000-00			-	-	-	7
8	-	-	-		8	217-449.10-375.00-100-00			-	-	-	8
9	(4,720)	117,571	-		9	217-449.10-399.04-000-00			481,025	-	-	9
10	736,916	1,021,976	705,500		10	TOTAL RESOURCES	10		1,252,025	-	-	10
11	11,193	37,085	40,109	0.30	11	217-449.10-490.00-120-00		0.30	43,379	-	-	11
12	348,528	267,936	252,178	3.80	12	217-449.10-490.00-130-00		4.10	355,334	-	-	12
13	971	2,279	2,000	0.00	13	217-449.10-490.00-150-00		0.00	2,000	-	-	13
14	128,513	102,411	90,224		14	217-449.10-490.00-210-00			129,016	-	-	14
15	26,768	23,382	22,513		15	217-449.10-490.00-220-00			30,655	-	-	15
16	54,617	49,730	52,530		16	217-449.10-490.00-230-00			71,527	-	-	16
17	20,443	18,614	17,657		17	217-449.10-490.00-231-00			24,043	-	-	17
18	24,289	-	-		18	217-449.10-490.00-232-00			-	-	-	18
19	(11,176)	-	(2,678)		19	217-449.10-490.00-233-00			(3,646)	-	-	19
20	932	1,036	1,194		20	217-449.10-490.00-260-00			1,348	-	-	20
21	93	77	74		21	217-449.10-490.00-261-00			87	-	-	21
22	-	644	1,177		22	217-449.10-490.00-262-00			1,603	-	-	22
23	902	600	148		23	217-449.10-490.00-270-00			200	-	-	23
24	606,073	503,792	477,126	4.10	24	TOTAL PERSONAL SERVICES	1	4.40	655,546	-	-	24
25	11,078	-	-		25	217-449.10-490.00-302-00			-	-	-	25
26	10,895	15,094	10,500		26	217-449.10-490.00-305-00			18,000	-	-	26
27	360	2,403	16,000		27	217-449.10-490.00-305-28			16,000	-	-	27
28	5,714	2,145	3,000		28	217-449.10-490.00-310-00			4,000	-	-	28
29	450	450	750		29	217-449.10-490.00-315-00			750	-	-	29
30	720	1,225	4,000		30	217-449.10-490.00-320-00			3,000	-	-	30
31	-	63	150		31	217-449.10-490.00-321-00			150	-	-	31
32	-	12,068	12,460		32	217-449.10-490.00-410-60			16,300	-	-	32
33	1,446	1,077	1,100		33	217-449.10-490.00-410-62			1,100	-	-	33
34	-	1,428	1,700		34	217-449.10-490.00-412-00			1,025	-	-	34
35	1,927	1,174	2,000		35	217-449.10-490.00-450-00			2,000	-	-	35
36	-	-	800		36	217-449.10-490.00-451-50			600	-	-	36
37	725	1,495	1,000		37	217-449.10-490.00-500-00			1,000	-	-	37
38	-	482	800		38	217-449.10-490.00-501-00			550	-	-	38
39	92	759	1,000		39	217-449.10-490.00-505-00			750	-	-	39
40	-	-	200		40	217-449.10-490.00-510-00			160	-	-	40

L I N E #	HISTORICAL DATA				L I N E #	RESOURCE/REQUIREMENT DESCRIPTION PROPOSED	FTE	Budget for next Year 2024-2025			L I N E #	
	Actual			5				2024/2025	2024/2025	2024/2025		
	Second Preceding Year 06/30/22	First Preceding Year 06/30/23	Adopted Budget This Year 06/30/24	FTE 2023/2024				Proposed by Budget Officer	Approved by Budget Committee	Adopted by Governing Body		
1	32	-	200		1	217-449.10-490.00-512-00		150	-	-	1	
2	489	-	-		2	217-449.10-490.00-515-00		-	-	-	2	
3	1,316	1,024	1,500		3	217-449.10-490.00-531-00		1,200	-	-	3	
4	5,150	5,594	6,000		4	217-449.10-490.00-550-00		5,200	-	-	4	
5	1,665	2,000	3,500		5	217-449.10-490.00-551-00		3,000	-	-	5	
6	90	6,344	-		6	217-449.10-490.00-586-00		-	-	-	6	
7	49,640	60,431	40,000		7	217-449.10-490.00-595-24		48,000	-	-	7	
8	38,266	42,174	49,521		8	217-449.10-490.00-600-00		73,415	-	-	8	
9	23,756	-	-		9	217-449.10-490.00-600-01		-	-	-	9	
10	-	1,300	1,300		10	217-449.10-490.00-600-58		1,300	-	-	10	
11	153,813	158,730	157,481		11	TOTAL MATERIALS & SERVICES	2	197,650	-	-	11	
12	-	31,295	-		12	217-449.10-490.00-730-00		38,000	-	-	12	
13	-	31,295	-		13	TOTAL CAPITAL OUTLAY	3	38,000	-	-	13	
14	-	20,450	18,687		14	217-449.10-490.00-820-60		25,445	-	-	14	
15	-	20,450	18,687		15	TOTAL INTER-FUND TRANSFERS	5	25,445	-	-	15	
16	-	-	51,029		16	217-449.10-490.00-880-00		284,519	-	-	16	
17	-	-	51,029		17	TOTAL CONTINGENCY	6	284,519	-	-	17	
18	759,886	714,268	704,323	4.10	18	TOTAL REQUIREMENTS	9	4.40	1,201,160	-	-	18
19	(22,970)	307,708	1,177		19	CONTRIBUTION TO/(FROM) FUND		50,865	-	-	19	
20					20						20	
Tab 30					Tab 30	FUND 217 - Land Development - Electrical Services					Tab 30	
22	465,672	440,484	365,000		21	217-449.20-316.50-000-60		365,000	-	-	21	
23	-	-	9,000		23	217-449.20-316.59-000-00		-	-	-	23	
24	465,672	440,484	374,000		24	TOTAL RESOURCES	10	365,000	-	-	24	
25	-	-	-	0.00	25	217-449.20-490.00-120-00		0.00	-	-	25	
26	153,363	164,107	183,756	2.00	26	217-449.20-490.00-130-00		2.00	196,532	-	26	
27	3,427	629	-		27	217-449.20-490.00-150-00		-	-	-	27	
28	36,312	32,388	37,678		28	217-449.20-490.00-210-00		41,972	-	-	28	
29	11,961	12,566	14,057		29	217-449.20-490.00-220-00		15,035	-	-	29	
30	25,133	26,407	32,800		30	217-449.20-490.00-230-00		35,081	-	-	30	
31	9,407	9,884	11,025		31	217-449.20-490.00-231-00		11,792	-	-	31	
32	11,104	-	-		32	217-449.20-490.00-232-00		-	-	-	32	
33	(5,143)	-	(1,672)		33	217-449.20-490.00-233-00		(1,788)	-	-	33	
34	939	1,072	1,444		34	217-449.20-490.00-260-00		1,543	-	-	34	
35	37	35	43		35	217-449.20-490.00-261-00		39	-	-	35	
36	-	350	735		36	217-449.20-490.00-262-00		786	-	-	36	
37	392	324	92		37	217-449.20-490.00-270-00		98	-	-	37	
38	246,933	247,762	279,958	2.00	38	TOTAL PERSONAL SERVICES	1	2.00	301,090	-	-	38

L I N E #	HISTORICAL DATA				L I N E #	RESOURCE/REQUIREMENT DESCRIPTION PROPOSED	FTE	Budget for next Year 2024-2025			L I N E #		
	Actual		5	FTE				2024/2025 Proposed by Budget Officer	2024/2025 Approved by Budget Committee	2024/2025 Adopted by Governing Body			
	Second Preceding Year 06/30/22	First Preceding Year 06/30/23	Adopted Budget This Year 06/30/24										
1	9,401	10,278	9,000	2023/2024	1	217-449.20-490.00-305-00				8,000	-	-	1
2	201	-	-		2	217-449.20-490.00-305-28				-	-	-	2
3	405	1,356	1,356		3	217-449.20-490.00-310-00				1,500	-	-	3
4	-	280	750		4	217-449.20-490.00-320-00				-	-	-	4
5	-	-	100		5	217-449.20-490.00-321-00				-	-	-	5
6	-	7,809	8,065		6	217-449.20-490.00-410-60				10,400	-	-	6
7	2,110	2,018	1,670		7	217-449.20-490.00-412-00				1,800	-	-	7
8	-	-	-		8	217-449.20-490.00-450-00				-	-	-	8
9	-	-	-		9	217-449.20-490.00-451-50				-	-	-	9
10	-	10	20		10	217-449.20-490.00-501-00				-	-	-	10
11	206	309	250		11	217-449.20-490.00-505-00				400	-	-	11
12	-	125	150		12	217-449.20-490.00-512-00				60	-	-	12
13	171	-	500		13	217-449.20-490.00-531-00				500	-	-	13
14	2,114	2,782	3,000		14	217-449.20-490.00-550-00				2,700	-	-	14
15	40	2,139	500		15	217-449.20-490.00-551-00				1,000	-	-	15
16	594	355	-		16	217-449.20-490.00-586-00				-	-	-	16
17	47,182	44,983	30,000		17	217-449.20-490.00-595-24				30,000	-	-	17
18	15,773	21,438	28,189		18	217-449.20-490.00-600-00				40,936	-	-	18
19	78,198	93,883	83,550		19	TOTAL MATERIALS & SERVICES	2			97,296	-	-	19
20	-	-	-		20	217-449.20-490.00-730-00				5,000	-	-	20
21	-	-	-		21	TOTAL CAPITAL OUTLAY	3			5,000	-	-	21
22	-	11,164	11,669		22	217-449.20-490.00-820-60				12,479	-	-	22
23	78,198	11,164	11,669		23	TOTAL INTER-FUND TRANSFERS	5			12,479	-	-	23
24	325,132	352,809	375,177	2.00	24	TOTAL REQUIREMENTS	9	2.00		415,865	-	-	24
25	140,541	87,676	(1,177)		25	CONTRIBUTION TO/(FROM) FUND				(50,865)	-	-	25

L I N E #	HISTORICAL DATA				L I N E #	RESOURCE/REQUIREMENT DESCRIPTION PROPOSED	FTE	Budget for next Year 2024-2025			L I N E #
	Actual	5									
	Second Preceding Year 06/30/22	First Preceding Year 06/30/23	Adopted Budget This Year 06/30/24	FTE 2023/2024				T	Account Number	Account Description	

Tab 30	Tab 30					FUND 217 SUMMARIES					Tab 30	
1	1,202,588	1,462,460	1,079,500		1	TOTAL FUND 217 RESOURCES			1,617,025	-	-	1
2	1,085,018	1,067,077	1,079,500	6.10	2	TOTAL FUND 217 REQUIREMENTS			6.40	1,617,025	-	2
3	117,571	395,383	-		3	TOTAL CONTRIBUTION TO/(FROM) FUND			-	-	-	3

Fund 217 Summary											
6	853,006	751,554	757,084		6	1. Total Personal Services.....		956,636	-	-	6
7	232,012	252,613	241,031		7	2. Total Materials and Services.....		294,946	-	-	7
8	-	31,295	-		8	3. Total Capital Outlay.....		43,000	-	-	8
9	-	-	-		9	4. Total Debt Service.....		-	-	-	9
10	78,198	31,614	30,356		10	5. Total Transfers.....		37,924	-	-	10
11	-	-	51,029		11	6. Total Contingencies.....		284,519	-	-	11
12	-	-	-		12	7. Total Special Payments.....		-	-	-	12
13	-	-	-		13	8. Total Unappropriated / Reserved for Future Expenditure.		-	-	-	13
14	1,085,018	1,067,077	1,079,500		14	9. Total Requirements.....		1,617,025	-	-	14
15					15						15
16	1,202,588	1,462,460	1,079,500		16	10. Total Resources Except Property Taxes.....		1,617,025	-	-	16
17	-	-	-		17	11. Property Taxes Estimated to Be Received.....		-	-	-	17
18	1,202,588	1,462,460	1,079,500		18	12. Total Resources (add lines 10 and 11).....		1,617,025	-	-	18
19	117,571	395,383	-		19			-	-	-	19

LINE ITEM ELEMENT #	HISTORICAL DATA			FTE 2023/2024	L I N E #	RESOURCE/REQUIREMENT DESCRIPTION PROPOSED	FTE 2024/2025	Budget for next Year 2024-2025			L I N E #
	Actual		5					2024/2025 Proposed by Budget Officer	2024/2025 Approved by Budget Committee	2024/2025 Adopted by Governing Body	
	Second Preceding Year 06/30/22	First Preceding Year 06/30/23	Adopted Budget This Year 06/30/24								
	Account Number	Account Description									
Tab 31				Tab 31	FUND 218 - Strategic Investment Program						Tab 31
1	423,233	410,536	417,400	1	218-446.00-310.20-000-00	Property Tax-PGE SIP		429,922	-	-	1
2	500,000	500,000	500,000	2	218-446.00-310.30-000-00	Propty Tax-PGE SIP Comm Svc		515,000	-	-	2
3	1,519	6,071	2,000	3	218-446.00-330.00-000-00	Interest Allocations		20,262	-	-	3
4	142,684	110,092	150,000	4	218-446.00-341.12-000-00	State-SIP Inmc Tax Gain Share		156,399	-	-	4
5	1,598	119	-	5	218-446.00-399.04-000-00	Beg Balance-Restricted		153,122	-	-	5
6	1,069,034	1,026,818	1,069,400	6	TOTAL RESOURCES		10	1,274,705	-	-	6
7	465,949	630,914	466,000	7	218-446.00-490.00-595-06	Other-SIP to Special Districts		538,851	-	-	7
8	409,508	205,092	411,000	8	218-446.00-490.00-595-07	Other-SIP CommDev to Sp Dist		399,914	-	-	8
9	875,457	836,006	877,000	9	TOTAL MATERIALS & SERVICES		2	938,765	-	-	9
10	132,842	60,857	132,000	10	218-446.00-490.00-820-00	Trans Out-Fund 100 NonDept		132,000	-	-	10
11	55,179	25,194	55,000	11	218-446.00-490.00-841-00	Trans Out-Fund 220 Jail Fund		55,000	-	-	11
12	188,022	86,051	187,000	12	TOTAL INTER-FUND TRANSFERS		5	187,000	-	-	12
13	5,435	5,190	5,400	13	218-446.00-490.00-951-00	Special Payments-4H		5,000	-	-	13
14	5,435	5,190	5,400	14	TOTAL SPECIAL PAYMENTS		7	5,000	-	-	14
15	1,068,915	927,247	1,069,400	15	TOTAL REQUIREMENTS		9	1,130,765	-	-	15
16	119	99,571	-	16	CONTRIBUTION TO/(FROM) FUND			143,940	-	-	16
17				17	FUND 218 - Strategic Investment Program-Economic Development						17
Tab 31				Tab 31	FUND 218 - Strategic Investment Program-Economic Development						Tab 31
19	300,000	300,000	300,000	19	218-446.10-310.40-000-00	Property Tax-PGE SIP Econ Dev		300,000	-	-	19
20	1,254	15,896	-	20	218-446.10-330.00-000-00	Interest Allocations		8,000	-	-	20
21	5,888	307,142	600,000	21	218-446.10-399.04-000-00	Beg Balance-Restricted		-	-	-	21
22	307,142	623,038	900,000	22	TOTAL RESOURCES		10	308,000	-	-	22
23	-	300,000	-	23	218-446.10-490.00-831-11	Trans Out-Fund 208 Grant Fund		143,940	-	-	23
24	-	-	900,000	24	218-446.10-490.00-843-00	Trans Out-Fund 403 Debt Servic		308,000	-	-	24
25	-	300,000	900,000	25	TOTAL INTER-FUND TRANSFERS		5	451,940	-	-	25
26	-	-	-	26	218-446.10-490.00-880-00	Contingency		-	-	-	26
27	-	-	-	27	TOTAL OPERATING CONTINGENCY		6	-	-	-	27
28	-	300,000	900,000	28	TOTAL REQUIREMENTS		9	451,940	-	-	28
29	307,142	323,038	-	29	CONTRIBUTION TO/(FROM) FUND			(143,940)	-	-	29

L I N E #	HISTORICAL DATA			FTE 2023/2024	L I N E # T	RESOURCE/REQUIREMENT DESCRIPTION PROPOSED	Account Number	Account Description	FTE 2024/2025	Budget for next Year 2024-2025			L I N E #
	Actual		5							2024/2025 Proposed by Budget Officer	2024/2025 Approved by Budget Committee	2024/2025 Adopted by Governing Body	
	Second Preceding Year 06/30/22	First Preceding Year 06/30/23	Adopted Budget This Year 06/30/24										

Tab 31				Tab 31	FUND 218 SUMMARIES			Tab 31
1				1				1
2	1,376,175	1,649,855	1,969,400	2	TOTAL FUND 218 RESOURCES			1,582,705
3	1,068,915	1,227,247	1,969,400	3	0.00	TOTAL FUND 218 REQUIREMENTS		0.00
4	307,261	422,608	-	4	TOTAL CONTRIBUTION TO/(FROM) FUND			-
5				5				5
6				6	Fund 218 Summary			6
7	-	-	-	7	1. Total Personal Services.....	-	-	-
8	875,457	836,006	877,000	8	2. Total Materials and Services.....	938,765	-	-
9	-	-	-	9	3. Total Capital Outlay.....	-	-	-
10	-	-	-	10	4. Total Debt Service.....	-	-	-
11	188,022	386,051	1,087,000	11	5. Total Transfers.....	638,940	-	-
12	-	-	-	12	6. Total Contingencies.....	-	-	-
13	5,435	5,190	5,400	13	7. Total Special Payments.....	5,000	-	-
14	-	-	-	14	8. Total Unappropriated / Reserved for Future Expenditure.	-	-	-
15	1,068,915	1,227,247	1,969,400	15	9. Total Requirements.....	1,582,705	-	-
16				16				16
17	1,376,175	1,649,855	1,969,400	17	10. Total Resources Except Property Taxes.....	1,582,705	-	-
18	-	-	-	18	11. Property Taxes Estimated to Be Received.....	-	-	-
19	1,376,175	1,649,855	1,969,400	19	12. Total Resources (add lines 10 and 11).....	1,582,705	-	-
20	307,261	422,608	-	20		-	-	-

L I N E #	HISTORICAL DATA			FTE 2023/2024	L I N E # T	RESOURCE/REQUIREMENT DESCRIPTION PROPOSED	FTE	FTE 2024/2025	Budget for next Year 2024-2025			L I N E #
	Actual		5						2024-2025			
	Second Preceding Year 06/30/22	First Preceding Year 06/30/23	Adopted Budget This Year 06/30/24						2024/2025 Proposed by Budget Officer	2024/2025 Approved by Budget Committee	2024/2025 Adopted by Governing Body	
	Account Number	Account Description										
Tab 32					Tab 32	FUND 220 - Jail Fund Operations					Tab 32	
1	3,268,219	3,462,979	-		1	220-408.00-310.00-000-00	11		-	-	1	
2	78,389	71,192	-		2	220-408.00-310.10-000-00	11		-	-	2	
3	-	-	-		3	220-408.00-316.29-000-00			-	-	3	
4	6,991	5,665	5,000		4	220-408.00-316.29-100-00			3,500	-	4	
5	-	12,362	-		5	220-408.00-318.58-000-00			32,000	-	5	
6	-	-	5,000		6	220-408.00-318.59-000-00			-	-	6	
7	1,895,870	2,346,938	2,500,000		7	220-408.00-318.60-000-00			3,405,000	-	7	
8	139,062	-	-		8	220-408.00-320.01-000-00			-	-	8	
9	-	-	-		9	220-408.00-322.10-000-00			-	-	9	
10	-	-	-		10	220-408.00-324.01-000-00			20,000	-	10	
11	50,963	67,205	65,000		11	220-408.00-324.40-000-00			-	-	11	
12	-	-	-		12	220-408.00-329.14-000-00			-	-	12	
13	16,033	56,867	25,000		13	220-408.00-330.00-000-00			30,000	-	13	
14	562	2,060	1,500		14	220-408.00-331.00-000-00			-	-	14	
15	-	-	-		15	220-408.00-365.53-000-00			-	-	15	
16	1,000,000	1,000,000	1,000,000		16	220-408.00-375.00-100-00			1,500,000	-	16	
17	14,740	20,524	20,000		17	220-408.00-375.00-100-14			20,000	-	17	
18	240,000	240,000	240,000		18	220-408.00-375.00-203-00			240,000	-	18	
19	-	-	-		19	220-408.00-375.00-210-00			-	-	19	
20	55,179	25,194	55,000		20	220-408.00-375.00-218-00			55,000	-	20	
21	3,060,875	-	1,713,910		21	220-408.00-399.01-000-00			-	-	21	
22	-	2,364,401	-		22	220-408.00-399.04-000-00			2,170,998	-	22	
23	-	119	-		23	220-408.00-399.05-000-00			-	-	23	
24	9,826,883	9,675,507	5,630,410		24	TOTAL RESOURCES	10		7,476,498	-	-	24
25	77,149	84,893	91,802	0.67	25	220-408.00-490.00-110-00		0.50	74,673	-	-	25
26	28,903	12,699	13,727	0.10	26	220-408.00-490.00-120-00		0.00	-	-	-	26
27	2,072,931	2,150,679	670,857	28.75	27	220-408.00-490.00-130-00		8.25	848,487	-	-	27
28	103,433	89,369	12,362	1.69	28	220-408.00-490.00-140-00		0.19	12,895	-	-	28
29	351,975	399,887	215,000		29	220-408.00-490.00-150-00			215,000	-	-	29
30	609,601	625,086	181,706		30	220-408.00-490.00-210-00			218,610	-	-	30
31	187,104	205,074	76,787		31	220-408.00-490.00-220-00			88,056	-	-	31
32	476,373	507,221	217,292		32	220-408.00-490.00-230-00			246,607	-	-	32
33	131,347	141,473	60,225		33	220-408.00-490.00-231-00			69,063	-	-	33
34	157,371	-	-		34	220-408.00-490.00-232-00			-	-	-	34
35	(58,760)	-	(9,841)		35	220-408.00-490.00-233-00			(11,386)	-	-	35
36	28,837	34,775	13,918		36	220-408.00-490.00-260-00			15,754	-	-	36
37	631	729	185		37	220-408.00-490.00-261-00			186	-	-	37
38	-	5,763	3,670		38	220-408.00-490.00-262-00			4,214	-	-	38
39	5,891	5,381	503		39	220-408.00-490.00-270-00			574	-	-	39
40	4,172,785	4,263,029	1,548,193	31.21	40	TOTAL PERSONAL SERVICES	1	8.94	1,782,733	-	-	40

L I N E #	HISTORICAL DATA			FTE 2023/2024	L I N E # T	RESOURCE/REQUIREMENT DESCRIPTION PROPOSED	Account Number	Account Description	FTE 2024/2025	Budget for next Year 2024-2025			L I N E #
	Actual		5							2024/2025 Proposed by Budget Officer	2024/2025 Approved by Budget Committee	2024/2025 Adopted by Governing Body	
	Second Preceding Year	First Preceding Year	Adopted Budget This Year										
	06/30/22	06/30/23	06/30/24										
1	9,756	-	-	1	220-408.00-490.00-301-00	Prof Fees-Legal		30,000	-	-	1		
2	2,962	10,899	15,000	2	220-408.00-490.00-305-15	Prof Fees-Medical		15,000	-	-	2		
3	460	377	500	3	220-408.00-490.00-305-17	Prof Fees-Investigations		500	-	-	3		
4	5,683	6,462	7,500	4	220-408.00-490.00-305-28	Prof Fees-Contracted Service		12,000	-	-	4		
5	788,011	982,609	-	5	220-408.00-490.00-305-31	Prof Fees-Doctor/PerSvc Cntrct		-	-	-	5		
6	426,105	507,406	-	6	220-408.00-490.00-305-32	Prof Fees-Food Services		-	-	-	6		
7	-	-	1,000	7	220-408.00-490.00-305-33	Prof Fees-Employee Physicals		1,000	-	-	7		
8	1,276	1,465	1,200	8	220-408.00-490.00-305-35	Prof Fees-Background Checks		1,200	-	-	8		
9	391,252	378,118	491,000	9	220-408.00-490.00-310-00	Prop/Liab Insurance		250,000	-	-	9		
10	4,384	3,843	5,000	10	220-408.00-490.00-315-00	Membership Dues		5,000	-	-	10		
11	13,712	24,287	17,350	11	220-408.00-490.00-320-00	Conferences & Training		17,350	-	-	11		
12	-	-	-	12	220-408.00-490.00-321-00	Travel-Mileage		-	-	-	12		
13	9,217	9,217	7,500	13	220-408.00-490.00-410-62	Copier Lease		7,500	-	-	13		
14	10,481	8,329	7,500	14	220-408.00-490.00-411-00	Util-Telephone		7,500	-	-	14		
15	4,523	4,417	3,500	15	220-408.00-490.00-412-00	Util-Cell Phone		3,500	-	-	15		
16	78,038	81,403	70,000	16	220-408.00-490.00-413-00	Util-Electricity		70,000	-	-	16		
17	25,024	35,806	30,000	17	220-408.00-490.00-414-00	Util-Natural Gas		30,000	-	-	17		
18	88,904	95,713	95,000	18	220-408.00-490.00-415-00	Util-Water/Sewer		95,000	-	-	18		
19	16,353	16,550	15,000	19	220-408.00-490.00-416-00	Util-Garbage		15,000	-	-	19		
20	3,382	4,091	4,000	20	220-408.00-490.00-450-00	Repairs & Maint-Copier		2,500	-	-	20		
21	318	-	5,000	21	220-408.00-490.00-451-00	Repairs & Maint-Computer		1,500	-	-	21		
22	98,312	76,241	80,000	22	220-408.00-490.00-451-50	Maint-Software		86,000	-	-	22		
23	231	-	2,000	23	220-408.00-490.00-452-00	Repairs & Maint-Equipment		5,000	-	-	23		
24	127,902	138,484	115,000	24	220-408.00-490.00-455-00	Repairs & Maint-Bldg		100,000	-	-	24		
25	16,136	9,467	15,000	25	220-408.00-490.00-500-00	Office Supplies		10,000	-	-	25		
26	384	617	-	26	220-408.00-490.00-500-10	Team Meetings		-	-	-	26		
27	140	1,245	1,000	27	220-408.00-490.00-501-00	Postage		1,000	-	-	27		
28	93,812	98,924	105,000	28	220-408.00-490.00-505-00	Professional Supplies		80,000	-	-	28		
29	4,697	1,758	10,000	29	220-408.00-490.00-505-21	Training Supplies-Firing Range		7,500	-	-	29		
30	7,866	15,634	15,000	30	220-408.00-490.00-505-50	Uniforms		10,000	-	-	30		
31	941	1,085	1,500	31	220-408.00-490.00-505-51	Dry Cleaning		1,500	-	-	31		
32	12,312	39,382	30,000	32	220-408.00-490.00-507-00	Janitorial Supplies		25,000	-	-	32		
33	570	109	750	33	220-408.00-490.00-508-50	Jail-Laundry		750	-	-	33		
34	2,789	7,701	7,500	34	220-408.00-490.00-508-51	Jail-Clothing		7,500	-	-	34		
35	-	433	7,500	35	220-408.00-490.00-508-52	Jail-Bedding		10,000	-	-	35		
36	12,823	2,708	2,500	36	220-408.00-490.00-510-00	Advertising-Legal		2,500	-	-	36		
37	7,974	2,557	5,000	37	220-408.00-490.00-515-00	Non-Capital Equipment		5,000	-	-	37		

L I N E #	HISTORICAL DATA			FTE 2023/2024	L I N E # T	RESOURCE/REQUIREMENT DESCRIPTION PROPOSED	FTE 2024/2025	Budget for next Year 2024-2025			L I N E #		
	Actual		5					2024/2025					
	Second Preceding Year 06/30/22	First Preceding Year 06/30/23	Adopted Budget This Year 06/30/24					2024/2025 Proposed by Budget Officer	2024/2025 Approved by Budget Committee	2024/2025 Adopted by Governing Body			
	Account Number	Account Description											
1	268	60	500	1	220-408.00-490.00-530-00	Subscriptions-Publications	500	-	-	1			
2	594	-	-	2	220-408.00-490.00-531-00	Reference Materials	-	-	-	2			
3	16,283	16,930	20,000	3	220-408.00-490.00-550-00	Vehicle-Fuel	20,000	-	-	3			
4	11,502	13,369	20,000	4	220-408.00-490.00-551-00	Vehicle-Repairs & Maint	15,000	-	-	4			
5	468,761	620,396	671,591	5	220-408.00-490.00-600-00	IGS-Admin Allocation	596,320	-	-	5			
6	118,121	146,201	151,776	6	220-408.00-490.00-600-01	IGS-Admin-General Services	163,993	-	-	6			
7	534	140	-	7	220-408.00-490.00-604-00	IGS-Fund 207-Transfer Station	-	-	-	7			
8	2,882,793	3,364,433	2,037,667	8	TOTAL MATERIALS & SERVICES		2	1,712,113	-	-	8		
9	-	-	-	9	220-408.00-490.00-710-00	Capital Outlay-Software	75,000	-	-	9			
10	-	-	100,000	10	220-408.00-490.00-720-00	Capital Outlay-Equipment	-	-	-	10			
11	-	-	-	11	220-408.00-490.00-730-00	Capital Outlay-Vehicles	20,000	-	-	11			
12	-	-	-	12	220-408.00-490.00-750-00	Capital Outlay-Bldg Imprvmnts	75,000	-	-	12			
13	-	-	100,000	13	TOTAL CAPITAL OUTLAY		3	170,000	-	-	13		
14	-	159,999	63,738	14	220-408.00-490.00-820-60	Trans Out-F100 PERS Dbt Svc	73,093	-	-	14			
15	-	159,999	63,738	15	TOTAL INTER-FUND TRANSFERS		5	73,093	-	-	15		
16	-	-	382,417	16	220-408.00-490.00-880-00	Contingency	864,144	-	-	16			
17	-	-	382,417	17	TOTAL CONTINGENCY		6	864,144	-	-	17		
18	7,055,578	7,787,461	4,132,015	31.21	18	TOTAL REQUIREMENTS		9	8.94	4,602,083	-	-	18
19	2,771,305	1,888,046	1,498,395	19	CONTRIBUTION TO/(FROM) FUND			2,874,415	-	-	19		
Tab 32					Tab 32	FUND 220 - Jail Fund - Building Maintenance					Tab 32		
21	-	-	-	21	220-408.02-320.00-000-00	Misc Reimbursement	-	-	-	21			
22	-	-	-	22	TOTAL RESOURCES		10	-	-	-	22		
23	137,172	142,855	154,274	2.00	23	220-408.02-490.00-130-00	Sal-Regular	2.00	164,039	-	-	23	
24	6,773	4,474	6,000	24	220-408.02-490.00-150-00	Sal-Overtime	6,000	-	-	-	24		
25	48,485	45,846	48,537	25	220-408.02-490.00-210-00	Ben-Insur Benefits	54,331	-	-	-	25		
26	10,890	11,181	12,261	26	220-408.02-490.00-220-00	Ben-FICA Tax	13,008	-	-	-	26		
27	23,074	23,720	28,609	27	220-408.02-490.00-230-00	Ben-PERS ER	30,352	-	-	-	27		
28	8,637	8,879	9,616	28	220-408.02-490.00-231-00	Ben-PERS EE 6%	10,202	-	-	-	28		
29	10,340	-	-	29	220-408.02-490.00-232-00	Ben-PERS Bond	-	-	-	-	29		
30	(4,721)	-	(1,458)	30	220-408.02-490.00-233-00	Ben-PERS 822	(1,547)	-	-	-	30		
31	1,753	2,260	2,866	31	220-408.02-490.00-260-00	Ben-W/ Comp	3,040	-	-	-	31		
32	39	39	46	32	220-408.02-490.00-261-00	Ben-WBF	42	-	-	-	32		
33	-	287	641	33	220-408.02-490.00-262-00	Ben-PLO	680	-	-	-	33		
34	360	297	81	34	220-408.02-490.00-270-00	Ben-Unemploy Insurance	85	-	-	-	34		
35	242,803	239,837	261,473	2.00	35	TOTAL PERSONAL SERVICES		1	2.00	280,232	-	-	35

L I N E #	HISTORICAL DATA				L I N E #	RESOURCE/REQUIREMENT DESCRIPTION PROPOSED	FTE	Budget for next Year 2024-2025			L I N E #			
	Actual		5	FTE				Account Number	Account Description	2024/2025		2024-2025		
	Second	First	Adopted									2024/2025	2024/2025	2024/2025
	Preceding	Preceding	Budget											
Year	Year	This Year	2023/2024	T			by Budget	by Budget	Governing					
	06/30/22	06/30/23	06/30/24				Officer	Committee	Body					
1	-	-	-	1	220-408.02-490.00-320-00	Conferences & Training		-	-	-	1			
2	-	-	-	2	220-408.02-490.00-505-00	Professional Supplies		-	-	-	2			
3	-	-	-	3	220-408.02-490.00-505-50	Uniforms		-	-	-	3			
4	-	-	-	4	<i>TOTAL MATERIALS & SERVICES</i>		2	-	-	-	4			
5	-	9,982	10,177		220-408.02-490.00-820-60	Trans Out-F100 PERS Dbt Svc		10,798	-	-				
6	-	9,982	10,177	6	<i>TOTAL MATERIALS & SERVICES</i>		5	10,798	-	-	6			
7	242,803	249,819	271,650	2.00	7	TOTAL REQUIREMENTS	9	2.00	291,030	-	-	7		
8	(242,803)	(249,819)	(271,650)		8	CONTRIBUTION TO/(FROM) FUND		(291,030)	-	-	8			
Tab 32				Tab 32	FUND 220 - Jail Fund - Jail Transport						Tab 32			
10	-	-	-	10	220-408.03-320.00-000-00	Misc Reimbursement		-	-	-	10			
11	32,000	32,000	32,000	11	220-408.03-375.00-211-00	Trans In-F211 Courthse Securit		32,000	-	-	11			
12	32,000	32,000	32,000	12	TOTAL RESOURCES		10	32,000	-	-	12			
13	108,068	87,961	-	2.00	13	220-408.03-490.00-130-00	Sal-Regular	0.50	34,156	-	-	13		
14	17,538	-	-	0.25	14	220-408.03-490.00-140-00	Sal-Parttime	0.00	-	-	-	14		
15	2,481	817	5,000		15	220-408.03-490.00-150-00	Sal-Overtime		5,000	-	-	15		
16	20,419	13,464	-		16	220-408.03-490.00-210-00	Ben-Insur Benefits		-	-	-	16		
17	9,675	6,176	383		17	220-408.03-490.00-220-00	Ben-FICA Tax		2,995	-	-	17		
18	33,098	19,334	893		18	220-408.03-490.00-230-00	Ben-PERS ER		10,446	-	-	18		
19	-	-	300		19	220-408.03-490.00-231-00	Ben-PERS EE 6%		300	-	-	19		
20	-	-	-		20	220-408.03-490.00-232-00	Ben-PERS Bond		-	-	-	20		
21	(1,191)	-	(46)		21	220-408.03-490.00-233-00	Ben-PERS 822		(411)	-	-	21		
22	1,913	1,204	93		22	220-408.03-490.00-260-00	Ben-W/ Comp		743	-	-	22		
23	50	24	-		23	220-408.03-490.00-261-00	Ben-WBF		10	-	-	23		
24	-	143	20		24	220-408.03-490.00-262-00	Ben-PLO		157	-	-	24		
25	320	214	3		25	220-408.03-490.00-270-00	Ben-Unemploy Insurance		20	-	-	25		
26	192,371	129,337	6,646	2.25	26	TOTAL PERSONAL SERVICES	1	0.50	53,416	-	-	26		
27	3,611	2,857	-		27	220-408.03-490.00-321-00	Travel-Mileage		-	-	-	27		
28	-	-	-		28	220-408.03-490.00-505-00	Professional Supplies		-	-	-	28		
29	-	-	-		29	220-408.03-490.00-505-50	Uniforms		-	-	-	29		
30	3,611	2,857	-		30	TOTAL MATERIALS & SERVICES	2	-	-	-	30			
31	-	-	-		31	220-408.03-490.00-730-00	Capital Outlay-Vehicles		-	-	-	31		
32	-	-	-		32	TOTAL CAPITAL OUTLAY		3	-	-	-	32		
33	-	-	318		33	220-408.03-490.00-820-60	Trans Out-F100 PERS Dbt Svc		318	-	-	33		
34	-	-	318		34	TOTAL INTER-FUND TRANSFERS		5	318	-	-	34		
35	195,982	132,194	6,964	2.25	35	TOTAL REQUIREMENTS	9	0.50	53,734	-	-	35		
36	(163,982)	(100,194)	25,036		36	CONTRIBUTION TO/(FROM) FUND		(21,734)	-	-	36			

L I N E #	HISTORICAL DATA			FTE 2023/2024	L I N E # T	RESOURCE/REQUIREMENT DESCRIPTION PROPOSED	FTE 2024/2025	Budget for next Year 2024-2025			L I N E #
	Actual		5					2024/2025			
	Second Preceding Year 06/30/22	First Preceding Year 06/30/23	Adopted Budget This Year 06/30/24					2024/2025 Proposed by Budget Officer	2024/2025 Approved by Budget Committee	2024/2025 Adopted by Governing Body	
Tab 32					Tab 32	FUND 220 - Jail Fund - Jail Levy Funds					Tab 32
1	-	-	3,456,000		1	220-408.04-310.00-000-00	11	3,702,214	-	-	1
2	-	-	80,000		2	220-408.04-310.10-000-00	11	76,223	-	-	2
3	-	-	-		3	220-408.04-330.00-000-00		-	-	-	3
4	-	-	1,000		4	220-408.04-331.00-000-00		4,500	-	-	4
5	-	-	-		5	220-408.04-399.01-000-00		(837,562)	-	-	5
6	-	-	-		6	220-408.04-399.05-000-00		-	-	-	6
7	-	-	3,537,000		7	TOTAL RESOURCES	10	2,945,375	-	-	7
8	-	-	1,780,375	0.00	8	220-408.04-490.00-130-00		23.00	1,821,945	-	8
9	-	-	-	0.00	9	220-408.04-490.00-140-00		0.00	-	-	9
10	-	-	215,000		10	220-408.04-490.00-150-00			215,000	-	10
11	-	-	484,544		11	220-408.04-490.00-210-00			581,158	-	11
12	-	-	152,646		12	220-408.04-490.00-220-00			155,826	-	12
13	-	-	438,842		13	220-408.04-490.00-230-00			447,296	-	13
14	-	-	116,780		14	220-408.04-490.00-231-00			118,861	-	14
15	-	-	-		15	220-408.04-490.00-232-00			-	-	15
16	-	-	(21,426)		16	220-408.04-490.00-233-00			(21,811)	-	16
17	-	-	37,852		17	220-408.04-490.00-260-00			38,641	-	17
18	-	-	549		18	220-408.04-490.00-261-00			478	-	18
19	-	-	7,653		19	220-408.04-490.00-262-00			7,819	-	19
20	-	-	998		20	220-408.04-490.00-270-00			1,018	-	20
21	-	-	3,213,813	0.00	21	TOTAL PERSONAL SERVICES	1	23.00	3,366,231	-	21
22	-	-	1,012,300		22	220-408.04-490.00-305-15			1,500,000	-	22
23	-	-	15,000		23	220-408.04-490.00-305-31			15,000	-	23
24	-	-	424,076		24	220-408.04-490.00-305-32			500,000	-	24
25	-	-	1,451,376		25	TOTAL MATERIALS & SERVICES	2		2,015,000	-	25
	-	-	123,592			220-408.04-490.00-820-60			125,795	-	
26	-	-	123,592		26	TOTAL INTER-FUND TRANSFERS	5		125,795	-	26
26	-	-	4,788,781	0.00	26	TOTAL REQUIREMENTS	9	23.00	5,507,026	-	26
27	-	-	(1,251,781.0)		27.0	CONTRIBUTION TO/(FROM) FUND			(2,561,651)	-	27

L I N E #	HISTORICAL DATA			FTE 2023/2024	L I N E # T	RESOURCE/REQUIREMENT DESCRIPTION PROPOSED	Account Number	Account Description	FTE 2024/2025	Budget for next Year 2024-2025			L I N E #
	Actual		5							2024/2025	2024/2025	2024/2025	
	Second Preceding Year 06/30/22	First Preceding Year 06/30/23	Adopted Budget This Year 06/30/24							Proposed by Budget Officer	Approved by Budget Committee	Adopted by Governing Body	

Tab 32

Tab 32

FUND 220 SUMMARIES

Tab 32

1					1								1
2	9,858,883	9,707,507	9,199,410		2	TOTAL FUND 220 RESOURCES			10,453,873	-	-		2
3	7,494,363	8,169,474	9,199,410	35.46	3	TOTAL FUND 220 REQUIREMENTS		34.44	10,453,873	-	-		3
4	2,364,520	1,538,032	-		4	TOTAL CONTRIBUTION TO/(FROM) FUND			-	-	-		4
5					5								5
6					6	Fund 220 Summary							6
7	4,607,959	4,632,203	5,030,125		7	1. Total Personal Services.....			5,482,612	-	-		7
8	2,886,404	3,367,291	3,489,043		8	2. Total Materials and Services.....			3,727,113	-	-		8
9	-	-	100,000		9	3. Total Capital Outlay.....			170,000	-	-		9
10	-	-	-		10	4. Total Debt Service.....			-	-	-		10
11	-	169,981	197,825		11	5. Total Transfers.....			210,004	-	-		11
12	-	-	382,417		12	6. Total Contingencies.....			864,144	-	-		12
13	-	-	-		13	7. Total Special Payments.....			-	-	-		13
14	-	-	-		14	8. Total Unappropriated / Reserved for Future Expenditure.			-	-	-		14
15	7,494,363	8,169,474	9,199,410		15	9. Total Requirements.....			10,453,873	-	-		15
16					16								16
17	6,512,275	6,173,335	5,663,410		17	10. Total Resources Except Property Taxes.....			6,675,436	-	-		17
18	3,346,608	3,534,172	3,536,000		18	11. Property Taxes Estimated to Be Received.....			3,778,437	-	-		18
19	9,858,883	9,707,507	9,199,410		19	12. Total Resources (add lines 10 and 11).....			10,453,873	-	-		19
20	2,364,520	1,538,032	-		20				-	-	-		20

L I N E #	HISTORICAL DATA			FTE 2023/2024	L I N E # T	RESOURCE/REQUIREMENT DESCRIPTION PROPOSED	FTE 2024/2025	Budget for next Year 2024-2025			L I N E #
	Actual		5					2024/2025			
	Second Preceding Year 06/30/22	First Preceding Year 06/30/23	Adopted Budget This Year 06/30/24					2024/2025 Proposed by Budget Officer	2024/2025 Approved by Budget Committee	2024/2025 Adopted by Governing Body	
Tab 33					FUND 221 - Sheriff Levy Fund					Tab 33	
1	-	-	1,868,330		1 221-406.90-310.00-000-00	11	1,875,708	-	-	1	
2	-	-	-		2 221-406.90-310.10-000-00	11	45,000	-	-	2	
3	-	-	-		3 221-406.90-330.00-000-00		17,000	-	-	3	
4	-	-	-		4 221-406.90-331.00-000-00		3,000	-	-	4	
5	-	-	-		5 221-406.90-375.00-218-00		-	-	-	5	
6	-	-	-		6 221-406.90-399.01-000-00		1,150,239	-	-	6	
7	-	-	1,868,330		TOTAL RESOURCES	10	3,090,947	-	-	7	
8	-	-	595,526	0.00	8 221-406.90-490.00-130-00		7.00	563,397	-	8	
9	-	-	80,000		9 221-406.90-490.00-150-00			80,000	-	9	
10	-	-	174,201		10 221-406.90-490.00-210-00			197,196	-	10	
11	-	-	51,678		11 221-406.90-490.00-220-00			49,220	-	11	
12	-	-	180,849		12 221-406.90-490.00-230-00			160,752	-	12	
13	-	-	40,532		13 221-406.90-490.00-231-00			38,604	-	13	
14	-	-	(7,100)		14 221-406.90-490.00-233-00			(6,881)	-	14	
15	-	-	12,815		15 221-406.90-490.00-260-00			12,205	-	15	
16	-	-	160		16 221-406.90-490.00-261-00			146	-	16	
17	-	-	2,702		17 221-406.90-490.00-262-00			2,574	-	17	
18	-	-	337		18 221-406.90-490.00-270-00			321	-	18	
19	-	-	1,131,700	0.00	TOTAL PERSONAL SERVICES	1	7.00	1,097,534	-	19	
20	-	-	-		20 221-406.90-490.00-305-15			1,000	-	20	
21	-	-	45,000		21 221-406.90-490.00-310-00			30,000	-	21	
22	-	-	25,000		22 221-406.90-490.00-320-00			25,000	-	22	
23	-	-	2,000		23 221-406.90-490.00-322-00			2,000	-	23	
24	-	-	8,700		24 221-406.90-490.00-412-00			8,700	-	24	
25	-	-	118,500		25 221-406.90-490.00-505-00			100,000	-	25	
26	-	-	20,000		26 221-406.90-490.00-505-50			20,000	-	26	
27	-	-	20,000		27 221-406.90-490.00-515-00			20,000	-	27	
28	-	-	45,000		28 221-406.90-490.00-550-00			45,000	-	28	
29	-	-	20,000		29 221-406.90-490.00-551-00			25,000	-	29	
30	-	-	170,000		30 221-406.90-490.00-552-00			240,000	-	30	
31	-	-	474,200		TOTAL MATERIALS & SERVICES	2		516,700	-	31	
31	-	-	-		31 221-406.90-490.00-710-00			20,000	-	31	
32	-	-	-		32 221-406.90-490.00-730-00			-	-	32	
33	-	-	-		TOTAL CAPITAL OUTLAY	3		20,000	-	33	
34	-	-	42,896		34 221-406.90-490.00-820-60			40,856	-	34	
35	-	-	42,896		TOTAL INTER-FUND TRANSFERS	5		40,856	-	35	
34	-	-	-		34 221-406.90-490.00-900-00			415,857	-	34	
35	-	-	-		TOTAL RESERVE FOR FUTURE EXPENSE	8		415,857	-	35	
36	-	-	219,534		36 221-406.90-490.00-880-00			1,000,000	-	36	
37	-	-	219,534		TOTAL CONTINGENCY	6		1,000,000	-	37	
38	-	-	1,868,330	0.00	TOTAL REQUIREMENTS	9	7.00	3,090,947	-	38	
39	-	-	-		CONTRIBUTION TO/(FROM) FUND			-	-	39	

L I N E #	HISTORICAL DATA			FTE 2023/2024	L I N E # T	RESOURCE/REQUIREMENT DESCRIPTION PROPOSED	FTE 2024/2025	Budget for next Year 2024-2025			L I N E #								
	Actual		5					2024/2025											
	Second Preceding Year 06/30/22	First Preceding Year 06/30/23	Adopted Budget This Year 06/30/24					Proposed by Budget Officer	Approved by Budget Committee	Adopted by Governing Body									
Tab 33						Tab 33						Tab 33							
						FUND 221 SUMMARIES													
1	-	-	1,868,330	1		TOTAL FUND 221 RESOURCES	3,090,947	-	-										
2	-	-	1,868,330	2		TOTAL FUND 221 REQUIREMENTS	7.00	3,090,947	-	-									
3	-	-	-	3		TOTAL CONTRIBUTION TO/(FROM) FUND		-	-										
4	-	-	-	4															
5				5															
6				6		Fund 221 Summary													
7	-	-	1,131,700	7		1. Total Personal Services.....	1,097,534	-	-										
8	-	-	474,200	8		2. Total Materials and Services.....	516,700	-	-										
9	-	-	-	9		3. Total Capital Outlay.....	20,000	-	-										
10	-	-	-	10		4. Total Debt Service.....	-	-	-										
11	-	-	42,896	11		5. Total Transfers.....	40,856	-	-										
12	-	-	219,534	12		6. Total Contingencies.....	1,000,000	-	-										
13	-	-	-	13		7. Total Special Payments.....	-	-	-										
14	-	-	-	14		8. Total Unappropriated / Reserved for Future Expenditure.	415,857	-	-										
15	-	-	1,868,330	15		9. Total Requirements.....	3,090,947	-	-										
16				16															
17	-	-	-	17		10. Total Resources Except Property Taxes.....	1,170,239	-	-										
18	-	-	1,868,330	18		11. Property Taxes Estimated to Be Received.....	1,920,708	-	-										
19	-	-	1,868,330	19		12. Total Resources (add lines 10 and 11).....	3,090,947	-	-										

L I N E #	HISTORICAL DATA			FTE 2023/2024	L I N E # T	RESOURCE/REQUIREMENT DESCRIPTION PROPOSED	FTE 2024/2025	Budget for next Year 2024-2025			L I N E #
	Actual		5					2024/2025 Proposed by Budget Officer	2024/2025 Approved by Budget Committee	2024/2025 Adopted by Governing Body	
	Second Preceding Year 06/30/22	First Preceding Year 06/30/23	Adopted Budget This Year 06/30/24								
FUND 230- PERS Reserve											
1	7,385	26,895	-	1	230-447.00-330.00-000-00	Interest Allocations		-	-	-	1
2	-	-	-	2	230-447.00-399.02-000-00	Beg Balance-Assigned		-	-	-	2
3	1,275,143	930,348	940,000	3	230-447.00-399.03-000-00	Beg Balance-Committed		650,000	-	-	3
4	1,282,529	957,242	940,000	4	TOTAL RESOURCES		10	650,000	-	-	4
5	352,181	-	300,000	5	230-447.00-490.00-233-00	Ben-PERS 822		300,000	-	-	5
6	352,181	-	300,000	6	TOTAL PERSONAL SERVICES		1	300,000	-	-	6
7	-	-	-	7	230-447.00-490.00-595-08	Other-PERS Side Account		350,000	-	-	7
8	-	-	-	8	TOTAL MATERIALS & SERVICES		2	350,000	-	-	8
9	-	-	640,000	9	230-447.00-490.00-880-00	Contingency		-	-	-	9
10	-	-	640,000	10	TOTAL CONTINGENCY		6	-	-	-	10
11	352,181	-	940,000	11	TOTAL REQUIREMENTS		9	650,000	-	-	11
12	930,348	957,242	-	12	CONTRIBUTION TO/(FROM) FUND			-	-	-	12
FUND 230 SUMMARIES											
16	1,282,529	957,242	940,000		TOTAL FUND 230 RESOURCES			650,000	-	-	16
17	352,181	-	940,000	0.00	TOTAL FUND 230 REQUIREMENTS		0.00	650,000	-	-	17
18	930,348	957,242	-		TOTAL CONTRIBUTION TO/(FROM) FUND			-	-	-	18
Fund 230 Summary											
21	352,181	-	300,000		1. Total Personal Services.....			300,000	-	-	21
22	-	-	-		2. Total Materials and Services.....			350,000	-	-	22
23	-	-	-		3. Total Capital Outlay.....			-	-	-	23
24	-	-	-		4. Total Debt Service.....			-	-	-	24
25	-	-	-		5. Total Transfers.....			-	-	-	25
26	-	-	640,000		6. Total Contingencies.....			-	-	-	26
27	-	-	-		7. Total Special Payments.....			-	-	-	27
28	-	-	-		8. Total Unappropriated / Reserved for Future Expenditure.			-	-	-	28
29	352,181	-	940,000		9. Total Requirements.....			650,000	-	-	29
31	1,282,529	957,242	940,000		10. Total Resources Except Property Taxes.....			650,000	-	-	31
32	-	-	-		11. Property Taxes Estimated to Be Received.....			-	-	-	32
33	1,282,529	957,242	940,000		12. Total Resources (add lines 10 and 11).....			650,000	-	-	33
34	930,348	957,242	-					-	-	-	34

L I N E #	HISTORICAL DATA				FTE 2023/2024	L I N E # T	RESOURCE/REQUIREMENT DESCRIPTION PROPOSED	FTE 2024/2025	Budget for next Year 2024-2025			L I N E #
	Actual		Adopted Budget This Year 06/30/24	2024/2025 Proposed by Budget Officer					2024/2025 Approved by Budget Committee	2024/2025 Adopted by Governing Body		
	Second Preceding Year 06/30/22	First Preceding Year 06/30/23										
Tab 35					Tab 35	FUND 231 - Internal Services Fund - Commissioners Office					Tab 35	
1	13,697	14,693	13,400		1	231-401.00-316.00-000-00 Fees-Resource Impact		13,400	-	-	1	
2	27,014	10,096	6,000		2	231-401.00-319.91-051-00 Fees-Land/Gas Admin		5,000	-	-	2	
3	25,000	25,000	-		3	100-401.00-319.91-000-00 Other Services-Component Funds		-	-	-	3	
4	-	460	-		4	100-401.00-320.00-000-00 Misc Reimbursement		-	-	-	4	
5	587,038	724,764	899,585		5	231-401.00-370.00-000-00 IGS-Admin Fees		927,774	-	-	5	
6	21,419	16,496	28,098		6	231-401.00-370.00-001-00 IGS-Admin Fees-PH Grants		26,156	-	-	6	
7	2,730	2,107	2,107		7	231-401.00-370.00-002-00 IGS-Admin Fees-VOCA Grants		2,107	-	-	7	
8	2,519	5,434	5,437		8	231-401.00-370.00-003-00 IGS-Admin Fees-CJC Grants		5,000	-	-	8	
9	-	4,667	4,667		9	231-401.00-370.00-004-00 IGS-Admin Fees-JRI Grants		4,667	-	-	9	
10	-	-	11,167		10	231-401.00-370.00-006-00 IGS-Admin Fees-MJ Enforcemt		4,050	-	-	10	
11	-	-	669		11	231-401.00-370.00-007-00 IGS-Admin Fees-Juv-ODE YDD		669	-	-	11	
12	-	10,000	-		12	231-401.00-370.00-005-00 IGS-Admin Fees-COVID Projects		10,000	-	-	12	
13	-	-	36,825		13	231-401.00-375.00-100-00 Trans In-Fund 100 NonDept		101,080	-	-	13	
14	679,417	813,717	1,007,955		14	TOTAL RESOURCES	10	1,099,903	-	-	14	
15	292,224	315,540	333,775	3.00	15	231-401.00-490.00-110-00 Sal-Elected	3.00	350,439	-	-	15	
16	155,733	219,450	237,579	3.00	16	231-401.00-490.00-130-00 Sal-Regular	3.00	258,712	-	-	16	
17	122	19	200		17	231-401.00-490.00-150-00 Sal-Overtime		200	-	-	17	
18	115,772	127,503	137,710		18	231-401.00-490.00-210-00 Ben-Insur Benefits		153,289	-	-	18	
19	34,068	40,519	43,724		19	231-401.00-490.00-220-00 Ben-FICA Tax		46,615	-	-	19	
20	66,217	77,404	102,022		20	231-401.00-490.00-230-00 Ben-PERS ER		108,404	-	-	20	
21	24,785	28,972	34,293		21	231-401.00-490.00-231-00 Ben-PERS EE 6%		36,438	-	-	21	
22	29,821	-	-		22	231-401.00-490.00-232-00 Ben-PERS Bond		-	-	-	22	
23	(13,549)	-	(5,201)		23	231-401.00-490.00-233-00 Ben-PERS 822		(5,526)	-	-	23	
24	256	327	400		24	231-401.00-490.00-260-00 Ben-W/ Comp		427	-	-	24	
25	121	127	137		25	231-401.00-490.00-261-00 Ben-WBF		125	-	-	25	
26	-	1,061	2,286		26	231-401.00-490.00-262-00 Ben-PLO		2,437	-	-	26	
27	1,120	1,069	286		27	231-401.00-490.00-270-00 Ben-Unemploy Insurance		305	-	-	27	
28	706,690	811,991	887,211	6.00	28	TOTAL PERSONAL SERVICES	1	951,865	-	-	28	
29	-	-	2,500		29	231-401.00-490.00-300-00 Professional Fees		2,500	-	-	29	
30	25,806	-	-		30	231-401.00-490.00-302-00 Prof Fees-Temp Services		-	-	-	30	
31	-	1,000	3,000		31	231-401.00-490.00-315-00 Membership Dues		3,500	-	-	31	
32	4,262	2,761	20,000		32	231-401.00-490.00-320-00 Conferences & Training		25,000	-	-	32	
33	311	-	1,000		33	231-401.00-490.00-321-00 Travel-Mileage		1,000	-	-	33	
34	1,856	1,856	1,250		34	231-401.00-490.00-410-62 Copier Lease		1,600	-	-	34	
35	562	979	600		35	231-401.00-490.00-412-00 Util-Cell Phone		1,600	-	-	35	
36	2,476	2,223	1,700		36	231-401.00-490.00-450-00 Repairs & Maint-Copier		1,400	-	-	36	
37	744	10,446	11,000		37	231-401.00-490.00-451-50 Maint-Software		16,875	-	-	37	
38	2,191	1,760	1,500		38	231-401.00-490.00-500-00 Office Supplies		1,800	-	-	38	
39	54	-	10,000		39	231-401.00-490.00-500-10 Team Meetings		300	-	-	39	
40	194	237	250		40	231-401.00-490.00-501-00 Postage		10,000	-	-	40	

L I N E #	HISTORICAL DATA				L I N E #	RESOURCE/REQUIREMENT DESCRIPTION PROPOSED	FTE	Budget for next Year 2024-2025			L I N E #		
	Actual		Adopted Budget This Year	FTE				2024/2025 Proposed by Budget Officer	2024/2025 Approved by Budget Committee	2024/2025 Adopted by Governing Body			
	Second Preceding Year	First Preceding Year										2023/2024	
1	-	-	-		1	231-401.00-490.00-505-00				-	-	-	1
2	869	441	1,000		2	231-401.00-490.00-510-00				1,000	-	-	2
3	240	70	250		3	231-401.00-490.00-511-00				500	-	-	3
4	2,533	182	-		4	231-401.00-490.00-515-00				10,000	-	-	4
5	8,596	300	-		5	231-401.00-490.00-515-50				400	-	-	5
6	471	392	400		6	231-401.00-490.00-530-00					-	-	6
7	12,687	27,533	30,000		7	231-401.00-490.00-580-00				32,000	-	-	7
8	63,852	50,180	84,450		8	TOTAL MATERIALS & SERVICES	2			109,475	-	-	8
9	-	32,396	36,294		9	231-401.00-490.00-820-60				38,563	-	-	9
10	-	32,396	36,294		10	TOTAL Transfers Out PERS Debt Service	5			38,563	-	-	10
11	770,542	894,567	1,007,955	6.00	11	TOTAL REQUIREMENTS	9	6.00		1,099,903	-	-	11
12	(91,125)	(80,850)	-		12	CONTRIBUTION TO/(FROM) FUND				-	-	-	12
Tab 35					Tab 35	FUND 231 - Internal Services Fund - County Counsel							Tab 35
14	41,800	41,800	-		14	100-419.00-319.90-000-00				-	-	-	14
15	34,153	4,152	15,000		15	231-419.00-319.91-051-00				5,000	-	-	15
16	446,811	560,443	719,977		16	231-419.00-370.00-000-00				712,036	-	-	16
17	21,419	16,496	28,099		17	231-419.00-370.00-001-00				26,159	-	-	17
18	2,731	2,107	2,107		18	231-419.00-370.00-002-00				2,107	-	-	18
19	2,518	5,435	5,437		19	231-419.00-370.00-003-00				5,000	-	-	19
20	-	4,667	4,667		20	231-419.00-370.00-004-00				4,667	-	-	20
21	-	10,000	-		21	100-419.00-370.00-005-00				10,000	-	-	21
22	-	-	11,167		22	231-419.00-370.00-006-00				4,050	-	-	22
23	-	-	670		23	231-419.00-370.00-007-00				667	-	-	23
24	-	-	30,375		24	231-419.00-375.00-100-00				101,080	-	-	24
25	549,432	645,100	817,499		25	TOTAL RESOURCES	10			870,766	-	-	25
26	112,439	123,098	130,607	0.70	26	231-419.00-490.00-120-00		0.70		145,901	-	-	26
27	250,113	290,747	314,244	3.00	27	231-419.00-490.00-130-00		3.00		339,665	-	-	27
28	32	-	500		28	231-419.00-490.00-150-00				500	-	-	28
29	86,392	99,764	101,314		29	231-419.00-490.00-210-00				113,719	-	-	29
30	26,851	30,600	34,069		30	231-419.00-490.00-220-00				37,184	-	-	30
31	68,999	67,822	88,168		31	231-419.00-490.00-230-00				96,306	-	-	31
32	21,184	21,776	26,721		32	231-419.00-490.00-231-00				29,164	-	-	32
33	24,785	-	-		33	231-419.00-490.00-232-00				-	-	-	33
34	(4,299)	-	(3,240)		34	231-419.00-490.00-233-00				(3,528)	-	-	34
35	186	246	352		35	231-419.00-490.00-260-00				384	-	-	35
36	65	74	80		36	231-419.00-490.00-261-00				73	-	-	36
37	-	825	1,781		37	231-419.00-490.00-262-00				1,791	-	-	37
38	1	828	223		38	231-419.00-490.00-270-00				243	-	-	38
39	586,748	635,780	694,819	3.70	39	TOTAL PERSONAL SERVICES	1	3.70		761,402	-	-	39

L I N E #	HISTORICAL DATA				L I N E #	RESOURCE/REQUIREMENT DESCRIPTION PROPOSED	FTE	Budget for next Year 2024-2025			L I N E #	
	Actual		Adopted Budget This Year	FTE				2024/2025 Proposed by Budget Officer	2024/2025 Approved by Budget Committee	2024/2025 Adopted by Governing Body		
	Second Preceding Year	First Preceding Year										2023/2024
1	39,864	17,431	75,000	1	231-419.00-490.00-301-00	Prof Fees-Legal		50,000	-	-	1	
2	2,141	2,403	3,000	2	231-419.00-490.00-315-00	Membership Dues		3,000	-	-	2	
3	391	3,097	3,000	3	231-419.00-490.00-320-00	Conferences & Training		3,000	-	-	3	
4	728	649	2,200	4	231-419.00-490.00-321-00	Travel-Mileage		2,200	-	-	4	
5	1,710	1,710	2,000	5	231-419.00-490.00-410-62	Copier Lease		1,500	-	-	5	
6	1,161	1,469	1,700	6	231-419.00-490.00-450-00	Repairs & Maint-Copier		1,700	-	-	6	
7	4,439	3,833	3,000	7	231-419.00-490.00-451-50	Maint-Software		3,500	-	-	7	
8	906	721	2,000	8	231-419.00-490.00-500-00	Office Supplies		1,500	-	-	8	
9	906	51	-	9	231-419.00-490.00-501-00	Postage		100	-	-	9	
10	-	40	-	10	231-419.00-490.00-515-00	Non-Capital Equipment		10,000	-	-	10	
11	603	-	-	11	231-419.00-490.00-510-00	Advertising-Legal		-	-	-	11	
12	960	798	2,500	12	231-419.00-490.00-531-00	Reference Materials		2,000	-	-	12	
13	53,809	32,202	94,400	13	TOTAL MATERIALS & SERVICES		2	78,500	-	-	13	
14	-	24,706	28,280	14	231-419.00-490.00-820-60	Trans Out-F100 PERS Dbt Svc		30,864	-	-	14	
15	-	24,706	28,280	15	TOTAL Transfers Out PERS Debt Service		5	30,864	-	-	15	
16	640,557	692,688	817,499	3.70	16	TOTAL REQUIREMENTS	9	3.70	870,766	-	-	16
17	(91,125)	(47,588)	-	-	17	CONTRIBUTION TO/(FROM) FUND		-	-	-	17	
Tab 35					Tab 35	FUND 231 - Internal Services Fund - Finance Office					Tab 35	
19	257	127	-	19	231-445.00-319.91-051-00	Fees-Land/Gas Admin		249	-	-	19	
20	8,127	8,200	-	20	100-445.00-319.91-000-00	Other Srvc-Componnt Funds		-	-	-	20	
21	2,296	2,273	3,000	21	231-445.00-320.22-000-00	Reimb-Rainier 4% MJ Tax Collct		2,500	-	-	21	
22	679,505	862,285	833,971	22	231-445.00-370.00-000-00	IGS-Admin Fees		906,265	-	-	22	
23	21,419	16,496	28,099	23	231-445.00-370.00-001-00	IGS-Admin Fees-PH Grants		26,159	-	-	23	
24	2,731	2,107	2,107	24	231-445.00-370.00-002-00	IGS-Admin Fees-VOCA Grants		2,107	-	-	24	
25	2,519	5,435	5,435	25	231-445.00-370.00-003-00	IGS-Admin Fees-CJC Grants		5,000	-	-	25	
26	-	4,667	4,667	26	231-445.00-370.00-004-00	IGS-Admin Fees-JRI Grants		4,667	-	-	26	
27	-	10,000	-	27	231-445.00-370.00-005-00	IGS-Admin Fees-COVID Projects		10,000	-	-	27	
27	-	-	11,166	27	231-445.00-370.00-006-00	IGS-Admin Fees-MJ Enforcment		4,050	-	-	27	
28	-	-	670	28	231-445.00-370.00-007-00	IGS-Admin Fees-Juv-ODE YDD		667	-	-	28	
29	-	-	30,375	29	231-445.00-375.00-100-00	Trans In-Fund 100 NonDept		101,080	-	-	29	
30	716,854	911,590	919,490	30	TOTAL RESOURCES		10	1,062,744	-	-	30	
31	97,859	135,453	120,626	1.40	31	231-445.00-490.00-120-00	Sal-Dept Head	0.90	130,458	-	-	31
32	273,846	300,045	312,697	4.40	32	231-445.00-490.00-130-00	Sal-Regular	4.20	355,875	-	-	32
33	-	1,156	-	0.00	33	100-445.00-490.00-140-00	Sal-Parttime	0.00	-	-	-	33
33	200	222	4,000	33	231-445.00-490.00-150-00	Sal-Overtime		4,000	-	-	33	
34	116,272	136,373	135,702	34	231-445.00-490.00-210-00	Ben-Insur Benefits		120,712	-	-	34	
35	27,023	32,223	33,455	35	231-445.00-490.00-220-00	Ben-FICA Tax		37,511	-	-	35	
36	61,654	69,362	78,650	36	231-445.00-490.00-230-00	Ben-PERS ER		86,582	-	-	36	
37	21,318	23,904	26,239	37	231-445.00-490.00-231-00	Ben-PERS EE 6%		28,889	-	-	37	
38	25,371	-	-	38	231-445.00-490.00-232-00	Ben-PERS Bond		-	-	-	38	
39	(8,894)	-	(3,925)	39	231-445.00-490.00-233-00	Ben-PERS 822		(4,322)	-	-	39	
40	206	254	306	40	231-445.00-490.00-260-00	Ben-W/ Comp		343	-	-	40	

L I N E #	HISTORICAL DATA				L I N E #	RESOURCE/REQUIREMENT DESCRIPTION PROPOSED	FTE	Budget for next Year 2024-2025			L I N E #	
	Actual		Adopted Budget This Year	FTE				2024/2025 Proposed by Budget Officer	2024/2025 Approved by Budget Committee	2024/2025 Adopted by Governing Body		
	Second Preceding Year	First Preceding Year										2023/2024
06/30/22	06/30/23	06/30/24	2023/2024	Account Number	Account Description	FTE	2024/2025	Officer	Committee	Governing Body		
1	103	107	110	1	231-445.00-490.00-261-00	Ben-WBF		101	-	-	1	
2	-	870	1,749	2	231-445.00-490.00-262-00	Ben-PLO		1,961	-	-	2	
3	931	840	221	3	231-445.00-490.00-270-00	Ben-Unemploy Insurance		245	-	-	3	
4	615,889	700,809	709,830	5.80	4	TOTAL PERSONAL SERVICES	1	5.10	762,355	-	-	4
5	1,645	1,652	3,000	5	231-445.00-490.00-300-00	Professional Fees		3,500	-	-	5	
6	-	3,165	-	6	231-445.00-490.00-302-00	Prof Fees-Temp Services		-	-	-	6	
7	55,133	86,573	75,000	7	231-445.00-490.00-305-04	Prof Fees-Audit & Accounting		142,064	-	-	7	
8	57,077	60,285	45,000	8	231-445.00-490.00-305-28	Prof Fees-Contracted Service		46,000	-	-	8	
9	88	2	-	9	231-445.00-490.00-305-41	Prof Fees-Accounts Payable Fee		300	-	-	9	
10	242	560	600	10	231-445.00-490.00-310-00	Prop/Liab Insurance		4,000	-	-	10	
11	565	599	1,000	11	231-445.00-490.00-315-00	Membership Dues		1,000	-	-	11	
12	1,086	4,280	6,000	12	231-445.00-490.00-320-00	Conferences & Training		5,000	-	-	12	
13	165	1,124	1,000	13	231-445.00-490.00-321-00	Travel-Mileage		750	-	-	13	
14	1,635	1,635	1,090	14	231-445.00-490.00-410-62	Copier Lease		1,200	-	-	14	
15	960	960	1,000	15	231-445.00-490.00-410-63	Postage Meter Lease		1,200	-	-	15	
16	531	636	500	16	231-445.00-490.00-450-00	Repairs & Maint-Copier		600	-	-	16	
17	23,139	23,928	27,500	17	231-445.00-490.00-451-50	Maint-Software		30,000	-	-	17	
18	1,200	1,230	1,200	18	231-445.00-490.00-452-00	Repairs & Maint-Equipment		1,200	-	-	18	
19	11,679	8,580	10,000	19	231-445.00-490.00-500-00	Office Supplies		9,000	-	-	19	
20	29,139	3,613	3,000	20	231-445.00-490.00-501-00	Postage		7,000	-	-	20	
21	4,507	3,276	4,000	21	231-445.00-490.00-510-00	Advertising-Legal		1,000	-	-	21	
22	-	-	-	22	231-445.00-490.00-512-00	Copying & Printing		3,000	-	-	22	
23	968	173	-	23	231-445.00-490.00-515-00	Non-Capital Equipment		6,000	-	-	23	
24	2,331	2,000	2,000	24	231-445.00-490.00-530-00	Subscriptions-Publications		2,000	-	-	24	
25	192,090	204,271	181,890	25	25	TOTAL MATERIALS & SERVICES	2	264,814	-	-	25	
26	-	-	-	26	231-445.00-490.00-720-00	Capital Outlay-Equipment		5,000	-	-	26	
27	-	-	-	27	27	TOTAL CAPITAL EQUIPMENT	3	5,000	-	-	27	
28	-	26,976	27,770	28	231-445.00-490.00-820-60	Trans Out-F100 PERS Dbt Svc		30,575	-	-	28	
29	-	26,976	27,770	29	29	TOTAL Transfers Out PERS Debt Service	5	30,575	-	-	29	
30	807,979	932,056	919,490	5.80	30	TOTAL REQUIREMENTS	9	5.10	1,062,744	-	-	30
31	(91,125)	(20,466)	-	31	31	CONTRIBUTION TO/(FROM) FUND			-	-	-	31

L I N E #	HISTORICAL DATA				L I N E #	RESOURCE/REQUIREMENT DESCRIPTION PROPOSED	FTE	Budget for next Year 2024-2025			L I N E #
	Actual		Adopted Budget This Year	FTE				2024/2025 Proposed by Budget Officer	2024/2025 Approved by Budget Committee	2024/2025 Adopted by Governing Body	
	Second Preceding Year	First Preceding Year									
Tab 35					Tab 35	FUND 231 - Internal Services Fund - Risk Management					Tab 35
1	35	180	-		1	231-448.00-330.00-000-00 Interest Allocations		100	-	-	1
2	187,066	264,049	360,857		2	231-448.00-370.00-000-00 IGS-Admin Fees		340,031	-	-	2
3	21,416	16,496	28,098		3	231-448.00-370.00-001-00 IGS-Admin Fees-PH Grants		-	-	-	3
4	-	2,107	2,107		4	231-448.00-370.00-002-00 IGS-Admin Fees-VOCA Grants		26,159	-	-	4
5	2,519	5,435	5,437		5	231-448.00-370.00-003-00 IGS-Admin Fees-CJC Grants		2,107	-	-	5
6	-	4,665	4,665		6	231-448.00-370.00-004-00 IGS-Admin Fees-JRI Grants		5,000	-	-	6
7	-	-	11,167		7	231-448.00-370.00-006-00 IGS-Admin Fees-MJ Enforcemt		4,665	-	-	7
8	-	-	669		8	231-448.00-370.00-007-00 IGS-Admin Fees-Juv-ODE YDD		667	-	-	8
6	(44,161)	33,768	20,000		6	231-448.00-399.02-000-00 Beg Balance-Assigned		316,371	-	-	6
7	87,293	-	-		7	231-448.00-399.05-000-00 Beg Balance-NonSpendable		-	-	-	7
8	254,168	326,701	433,000		8	TOTAL RESOURCES	10	695,100	-	-	8
9	23,634	24,343	26,000		9	231-448.00-490.00-300-00 Professional Fees		30,100	-	-	9
10	-	-	10,000		10	231-448.00-490.00-301-00 Prof Fees-Legal		10,000	-	-	10
11	3,533	4,523	5,000		11	231-448.00-490.00-305-05 Prof Fees-Fire Patrol		5,000	-	-	11
12	187,785	236,392	272,000		12	231-448.00-490.00-310-00 Prop/Liab Insurance		275,000	-	-	12
13	5,448	10,700	80,000		13	231-448.00-490.00-310-30 Insurance Deductible		80,000	-	-	13
14	-	-	-		14	231-448.00-490.00-590-50 Settlements & Judgements		-	-	-	14
15	220,401	275,959	393,000		15	TOTAL MATERIALS & SERVICES	2	400,100	-	-	15
16	-	-	40,000		16	231-448.00-490.00-880-00 Contingency		295,000	-	-	16
17	-	-	40,000		17	TOTAL CONTINGENCY	6	295,000	-	-	17
18	220,401	275,959	433,000	0.00	18	TOTAL REQUIREMENTS	9	695,100	-	-	18
19	33,768	50,742	-		19	CONTRIBUTION TO/(FROM) FUND		-	-	-	19
Tab 35					Tab 35	FUND 231 - Internal Services Fund - Information Technoogy					Tab 35
21	847,434	1,009,301	1,176,628		21	231-450.00-370.00-000-00 IGS-Admin Fees		1,219,046	-	-	21
22	21,419	16,496	28,098		22	231-450.00-370.00-001-00 IGS-Admin Fees-PH Grants		26,159	-	-	22
23	2,730	2,107	2,107		23	231-450.00-370.00-002-00 IGS-Admin Fees-VOCA Grants		2,107	-	-	23
24	2,518	5,435	5,437		24	231-450.00-370.00-003-00 IGS-Admin Fees-CJC Grants		5,000	-	-	24
25	-	4,667	4,667		25	231-450.00-370.00-004-00 IGS-Admin Fees-JRI Grants		4,667	-	-	25
26	-	10,000	-		26	231-450.00-370.00-005-00 IGS-Admin Fees-COVID Projects		10,000	-	-	26
27	-	-	11,167		27	231-450.00-370.00-006-00 IGS-Admin Fees-MJ Enforcemt		4,050	-	-	27
28	-	-	670		28	231-450.00-370.00-007-00 IGS-Admin Fees-Juv-ODE YDD		667	-	-	28
29	-	-	30,375		29	231-450.00-375.00-100-00 Trans In-Fund 100 NonDept		101,080	-	-	29
30	874,101	1,048,006	1,259,149		30	TOTAL RESOURCES	10	1,372,776	-	-	30
31	120,884	132,775	143,582	1.00	31	231-450.00-490.00-120-00 Sal-Dept Head	1.00	155,287	-	-	31
32	250,244	316,856	338,596	4.00	32	231-450.00-490.00-130-00 Sal-Regular	4.00	369,823	-	-	32
33	1,110	695	1,000		33	231-450.00-490.00-150-00 Sal-Overtime		3,000	-	-	33
34	87,522	95,660	97,141		34	231-450.00-490.00-210-00 Ben-Insur Benefits		115,948	-	-	34
35	28,429	34,322	36,963		35	231-450.00-490.00-220-00 Ben-FICA Tax		40,400	-	-	35
36	61,065	78,293	94,853		36	231-450.00-490.00-230-00 Ben-PERS ER		103,194	-	-	36
37	19,595	25,733	28,991		37	231-450.00-490.00-231-00 Ben-PERS EE 6%		31,544	-	-	37
38	23,328	-	-		38	231-450.00-490.00-232-00 Ben-PERS Bond		-	-	-	38
39	(5,596)	-	(3,590)		39	231-450.00-490.00-233-00 Ben-PERS 822		(3,907)	-	-	39
40	203	257	338		40	231-450.00-490.00-260-00 Ben-W/ Comp		370	-	-	40

L I N E #	HISTORICAL DATA				L I N E #	RESOURCE/REQUIREMENT DESCRIPTION PROPOSED	FTE	Budget for next Year 2024-2025			L I N E #	
	Actual		Adopted Budget This Year	FTE				2024/2025 Proposed by Budget Officer	2024/2025 Approved by Budget Committee	2024/2025 Adopted by Governing Body		
	Second Preceding Year	First Preceding Year										2023/2024
1	81	94	112	1	231-450.00-490.00-261-00	Ben-WBF		101	-	-	1	
2	-	898	1,890	2	231-450.00-490.00-262-00	Ben-PL0		2,023	-	-	2	
3	931	901	241	3	231-450.00-490.00-270-00	Ben-Unemploy Insurance		264	-	-	3	
4	587,796	686,484	740,117	5.00	4	TOTAL PERSONAL SERVICES	1	5.00	818,047	-	-	4
5	25,188	17,722	59,000	5	231-450.00-490.00-305-03	Prof Fees-Technical Assist		35,000	-	-	5	
6	-	-	-	6	231-450.00-490.00-305-28	Prof Fees-Contracted Services		-	-	-	6	
7	100	179	200	7	231-450.00-490.00-315-00	Membership Dues		215	-	-	7	
8	2,444	3,693	12,000	8	231-450.00-490.00-320-00	Conferences & Training		12,000	-	-	8	
9	482	-	750	9	231-450.00-490.00-321-00	Travel-Mileage		500	-	-	9	
10	1,757	2,282	2,100	10	231-450.00-490.00-410-62	Copier Lease		2,000	-	-	10	
11	102,866	85,064	87,500	11	231-450.00-490.00-411-00	Util-Telephone		50,600	-	-	11	
12	7,612	7,508	7,800	12	231-450.00-490.00-412-00	Util-Cell Phone		8,500	-	-	12	
13	177	152	200	13	231-450.00-490.00-450-00	Repairs & Maint-Copier		230	-	-	13	
14	66,636	47,135	70,000	14	231-450.00-490.00-451-00	Repairs & Maint-Computer		70,000	-	-	14	
15	25,305	24,077	38,000	15	231-450.00-490.00-451-50	Maint-Software		106,500	-	-	15	
16	69,947	67,382	110,000	16	231-450.00-490.00-451-52	Repairs & Maint-Network		130,000	-	-	16	
17	895	418	800	17	231-450.00-490.00-500-00	Office Supplies		800	-	-	17	
18	-	28	-	18	231-450.00-490.00-505-00	Professional Supplies		-	-	-	18	
19	1,295	-	-	19	231-450.00-490.00-510-00	Advertising-Legal		-	-	-	19	
20	-	3,199	-	20	231-450.00-490.00-515-00	Non-Capital Equipment		-	-	-	20	
21	304,704	258,839	388,350	21	21	TOTAL MATERIALS & SERVICES	2	416,345	-	-	21	
22	17,726	42,038	45,000	22	231-450.00-490.00-700-00	Capital Outlay-Computers		50,000	-	-	22	
23	17,726	42,038	45,000	23	23	TOTAL CAPITAL OUTLAY	3	50,000	-	-	23	
24	55,000	55,000	55,000	24	231-450.00-490.00-850-00	Trans Out-Fund 305-IT Projects		55,000	-	-	24	
25	-	29,049	30,682	25	231-450.00-490.00-820-60	Trans Out-F100 PERS Dbt Svc		33,384	-	-	25	
26	55,000	84,049	85,682	26	26	TOTAL INTER-FUND TRANSFERS	5	88,384	-	-	26	
27	965,226	1,071,410	1,259,149	5.00	27	TOTAL REQUIREMENTS	9	5.00	1,372,776	-	-	27
28	(91,125)	(23,404)	-	28	28	CONTRIBUTION TO/(FROM) FUND		-	-	-	28	
Tab 35				Tab 35	FUND 231 - Internal Services Fund - Human Resources						Tab 35	
30	147,004	143,042	171,040	30	231-456.00-370.00-000-00	IGS-Admin Fees		146,738	-	-	30	
31	21,419	16,496	28,099	31	231-456.00-370.00-001-00	IGS-Admin Fees-PH Grants		26,159	-	-	31	
32	2,731	2,107	2,107	32	231-456.00-370.00-002-00	IGS-Admin Fees-VOCA Grants		2,107	-	-	32	
33	2,518	5,435	5,437	33	231-456.00-370.00-003-00	IGS-Admin Fees-CJC Grants		5,000	-	-	33	
34	-	4,667	4,667	34	231-456.00-370.00-004-00	IGS-Admin Fees-JRI Grants		4,667	-	-	34	
35	-	10,000	-	35	231-456.00-370.00-005-00	IGS-Admin Fees-COVID Projects		10,000	-	-	35	
35	-	-	11,166	35	231-456.00-370.00-006-00	IGS-Admin Fees-MJ Enforcemt		4,050	-	-	35	
36	-	-	670	36	231-456.00-370.00-007-00	IGS-Admin Fees-Juv-ODE YDD		667	-	-	36	
37	-	-	30,375	37	231-456.00-375.00-100-00	Trans In-Fund 100 NonDept		101,080	-	-	37	
38	173,672	181,747	253,561	38	38	TOTAL RESOURCES	10	300,468	-	-	38	

L I N E #	HISTORICAL DATA				L I N E #	RESOURCE/REQUIREMENT DESCRIPTION PROPOSED	FTE	Budget for next Year 2024-2025			L I N E #		
	Actual		Adopted Budget This Year	FTE				2024/2025 Proposed by Budget Officer	2024/2025 Approved by Budget Committee	2024/2025 Adopted by Governing Body			
	Second Preceding Year	First Preceding Year										2023/2024	
06/30/22	06/30/23	06/30/24	2023/2024	Account Number	Account Description	2024/2025	Officer	Committee	Governing Body				
1	130,798	129,232	129,843	1.00	1	231-456.00-490.00-120-00	Sal-Dept Head	1.00	151,133	-	-	1	
2	28,062	28,908	28,914	0.60	2	231-456.00-490.00-130-00	Sal-Regular	0.60	33,861	-	-	2	
3	-	-	-	-	3	231-456.00-490.00-150-00	Sal-Overtime	-	-	-	-	3	
4	11,641	10,702	10,797	-	4	231-456.00-490.00-210-00	Ben-Insur Benefits	-	12,082	-	-	4	
5	12,096	12,048	12,145	-	5	231-456.00-490.00-220-00	Ben-FICA Tax	-	14,152	-	-	5	
6	17,643	25,349	28,338	-	6	231-456.00-490.00-230-00	Ben-PERS ER	-	32,950	-	-	6	
7	5,831	9,488	9,525	-	7	231-456.00-490.00-231-00	Ben-PERS EE 6%	-	11,076	-	-	7	
8	7,058	-	-	-	8	231-456.00-490.00-232-00	Ben-PERS Bond	-	-	-	-	8	
9	(1,974)	-	(1,445)	-	9	231-456.00-490.00-233-00	Ben-PERS 822	-	(1,680)	-	-	9	
10	87	97	111	-	10	231-456.00-490.00-260-00	Ben-W/ Comp	-	129	-	-	10	
11	35	33	37	-	11	231-456.00-490.00-261-00	Ben-WBF	-	33	-	-	11	
12	-	317	635	-	12	231-456.00-490.00-262-00	Ben-PL0	-	667	-	-	12	
13	397	316	80	-	13	231-456.00-490.00-270-00	Ben-Unemploy Insurance	-	92	-	-	13	
14	211,674	216,490	218,980	1.60	14	TOTAL PERSONAL SERVICES		1	1.60	254,495	-	-	14
15	8,074	6,600	6,000	-	15	231-456.00-490.00-301-00	Prof Fees-Legal	-	6,000	-	-	15	
16	4,745	5,076	5,000	-	16	231-456.00-490.00-305-28	Prof Fees-Contracted Service	-	6,000	-	-	16	
17	282	304	400	-	17	231-456.00-490.00-315-00	Membership Dues	-	400	-	-	17	
18	1,037	1,995	2,500	-	18	231-456.00-490.00-320-00	Conferences & Training	-	2,500	-	-	18	
19	157	141	300	-	19	231-456.00-490.00-321-00	Travel-Mileage	-	5,000	-	-	19	
20	159	-	1,000	-	20	231-456.00-490.00-323-00	Professional Development	-	500	-	-	20	
21	512	595	600	-	21	231-456.00-490.00-412-00	Util-Cell Phone	-	600	-	-	21	
22	1,601	927	1,200	-	22	231-456.00-490.00-450-00	Repairs & Maint-Copier	-	1,300	-	-	22	
23	483	3,189	3,000	-	23	231-456.00-490.00-451-50	Maint-Software	-	3,200	-	-	23	
24	2,696	1,068	2,000	-	24	231-456.00-490.00-500-00	Office Supplies	-	2,000	-	-	24	
25	98	53	-	-	25	231-456.00-490.00-501-00	Postage	-	50	-	-	25	
26	100	120	1,500	-	26	231-456.00-490.00-505-20	Training Supplies	-	1,000	-	-	26	
27	3,264	-	500	-	27	231-456.00-490.00-510-00	Advertising-Legal	-	151	-	-	27	
28	348	114	-	-	28	100-456.00-490.00-515-00	Non-Capital Equipment	-	5,000	-	-	28	
29	8,631	-	500	-	29	231-456.00-490.00-580-00	Employee Recognition	-	550	-	-	29	
30	32,187	20,182	24,500	-	30	TOTAL MATERIALS & SERVICES		2	34,251	-	-	30	
31	-	10,683	10,081	-	31	231-456.00-490.00-820-60	Trans Out-F100 PERS Dbt Svc	-	11,722	-	-	31	
32	-	10,683	10,081	-	32	TOTAL INTER-FUND TRANSFERS		5	11,722	-	-	32	
31	243,861	247,355	253,561	1.60	31	TOTAL REQUIREMENTS		9	1.60	300,468	-	-	31
32	(70,189)	(65,608)	-	-	32	CONTRIBUTION TO/(FROM) FUND		-	-	-	-	32	
Tab 35					Tab 35	FUND 231 - Internal Services Fund - General Services						Tab 35	
34	6,267	1,998	1,000	-	34	231-458.00-319.91-051-00	Fees-Land/Gas Admin	-	-	-	-	34	
35	15,783	21,483	20,500	-	35	231-458.00-325.00-000-00	Leases-Courthouse	-	21,000	-	-	35	
36	620,074	764,003	791,740	-	36	231-458.00-370.00-000-00	IGS-Administrative Fees	-	855,243	-	-	36	
37	26,837	15,276	50,000	-	37	231-458.00-370.00-201-00	IGS-Fund 201-Public Works	-	30,000	-	-	37	
38	2,000	5,000	10,000	-	38	231-458.00-370.00-216-00	IGS-Fund 216-Transit (CC Rider	-	10,000	-	-	38	
39	-	6,000	6,000	-	39	231-458.00-373.00-100-44	IGS-Fund 100-Em Management	-	6,000	-	-	39	
40	-	1,300	1,300	-	40	231-458.00-373.00-100-49	IGS-Fund 100 LDS Planning	-	1,300	-	-	40	
41	-	1,300	1,300	-	41	231-458.00-373.00-217-10	IGS-Fund 217 Building	-	1,300	-	-	41	
42	-	-	25,000	-	42	231-458.00-375.00-100-00	Trans In-Fund 100 NonDept	-	83,044	-	-	42	
43	670,961	816,360	906,840	-	43	TOTAL RESOURCES		10	1,007,887	-	-	43	

L I N E #	HISTORICAL DATA				L I N E #	RESOURCE/REQUIREMENT DESCRIPTION PROPOSED	FTE	Budget for next Year 2024-2025			L I N E #		
	Actual		Adopted Budget This Year	FTE				2024/2025 Proposed by Budget Officer	2024/2025 Approved by Budget Committee	2024/2025 Adopted by Governing Body			
	Second Preceding Year	First Preceding Year										2023/2024	
06/30/22	06/30/23	06/30/24	2023/2024	Account Number	Account Description	2024/2025	Officer	Committee	Body				
1	45,504	54,693	59,144	0.50	1	231-458.00-490.00-120-00	Sal-Dept Head	0.50	63,965	-	-	1	
2	244,996	230,597	306,655	4.80	2	231-458.00-490.00-130-00	Sal-Regular	5.30	365,439	-	-	2	
3	633	452	3,000		3	231-458.00-490.00-150-00	Sal-Overtime		3,000	-	-	3	
4	124,104	108,704	128,780		4	231-458.00-490.00-210-00	Ben-Insur Benefits		152,843	-	-	4	
5	22,506	23,056	28,213		5	231-458.00-490.00-220-00	Ben-FICA Tax		33,079	-	-	5	
6	36,970	42,940	63,370		6	231-458.00-490.00-230-00	Ben-PERS ER		77,184	-	-	6	
7	13,838	16,072	21,301		7	231-458.00-490.00-231-00	Ben-PERS EE 6%		25,944	-	-	7	
8	16,849	-	-		8	231-458.00-490.00-232-00	Ben-PERS Bond		-	-	-	8	
9	(7,565)	-	(3,203)		9	231-458.00-490.00-233-00	Ben-PERS 822		(3,935)	-	-	9	
10	3,047	3,455	5,232		10	231-458.00-490.00-260-00	Ben-W/ Comp		6,180	-	-	10	
11	97	89	105		11	231-458.00-490.00-261-00	Ben-WBF		111	-	-	11	
12	-	599	2,007		12	231-458.00-490.00-262-00	Ben-PL0		1,730	-	-	12	
13	734	573	185		13	231-458.00-490.00-270-00	Ben-Unemploy Insurance		216	-	-	13	
14	501,714	481,231	614,789	5.30	14	TOTAL PERSONAL SERVICES		1	5.80	725,756	-	-	14
15	376	1,316	-		15	231-458.00-490.00-300-00	Professional Fees		1,500	-	-	15	
16	15,080	53,198	-		16	231-458.00-490.00-302-00	Prof Fees-Temp Services		-	-	-	16	
16	269	358	358		16	231-458.00-490.00-303-00	Prof Fees-License/Permits		500	-	-	16	
17	-	1,200	-		17	231-458.00-490.00-304-00	Prof Fees-Janitorial		5,000	-	-	17	
17	881	1,020	2,400		17	231-458.00-490.00-305-43	Prof Fees-Security Monitoring		1,500	-	-	17	
18	1,364	1,743	2,200		18	231-458.00-490.00-310-00	GL and Property Insurance		4,500	-	-	18	
19	117	148	150		19	231-458.00-490.00-310-20	GL and Property Insurance JG		-	-	-	19	
20	1,266	1,653	2,000		20	231-458.00-490.00-320-00	Conferences & Training		3,250	-	-	20	
21	685	1,055	500		21	231-458.00-490.00-321-00	Travel-Mileage		500	-	-	21	
22	2,128	1,945	1,500		22	231-458.00-490.00-411-20	Util-Telephone JG		-	-	-	22	
23	1,748	2,149	1,400		23	231-458.00-490.00-412-00	Util-Cellular Phones		2,150	-	-	23	
24	36,942	36,016	40,000		24	231-458.00-490.00-413-00	Util-Electricity		40,000	-	-	24	
25	2,744	7,072	12,000		25	231-458.00-490.00-413-20	Util-Elect JG		-	-	-	25	
26	21,449	33,482	20,000		26	231-458.00-490.00-414-00	Util-Natural Gas		25,000	-	-	26	
27	208	2,825	4,000		27	231-458.00-490.00-414-20	Util-Natural Gas JG		-	-	-	27	
28	13,580	17,204	15,000		28	231-458.00-490.00-415-00	Util-Water/Sewer		15,000	-	-	28	
29	1,718	2,536	7,000		29	231-458.00-490.00-415-20	Util-Water/Sewer JG		-	-	-	29	
30	5,100	5,607	7,500		30	231-458.00-490.00-416-00	Util-Garbage		7,500	-	-	30	
31	-	501	2,000		31	231-458.00-490.00-416-20	Util-Garbage JG		-	-	-	31	
32	1,511	-	-		32	231-458.00-490.00-451-00			-	-	-	32	
33	225	-	-		33	231-458.00-490.00-451-50	Maint-Software		869	-	-	33	
34	-	48	-		34	231-458.00-490.00-452-00	Repairs & Maint-Equipment		-	-	-	34	
35	51,979	70,852	40,000		35	231-458.00-490.00-455-00	Repairs & Maint-Bldg		49,079	-	-	35	
36	902	932	5,000		36	231-458.00-490.00-455-20	Repairs & Maint-Bldg JG		-	-	-	36	
37	7,229	21,208	20,000		37	231-458.00-490.00-459-00	Major Projects Bldg Maint		20,000	-	-	37	
38	-	-	5,000		38	231-458.00-490.00-459-20	Major Projects Bldg Maint JG		-	-	-	38	
39	1,003	1,048	500		39	231-458.00-490.00-500-00	Office Supplies		1,000	-	-	39	
40	10,199	2,738	2,000		40	231-458.00-490.00-505-00	Professional Supplies		2,000	-	-	40	

L I N E #	HISTORICAL DATA				L I N E #	RESOURCE/REQUIREMENT DESCRIPTION PROPOSED	FTE	Budget for next Year 2024-2025			L I N E #	
	Actual		Adopted Budget This Year	FTE				2024/2025 Proposed by Budget Officer	2024/2025 Approved by Budget Committee	2024/2025 Adopted by Governing Body		
	Second Preceding Year	First Preceding Year										2023/2024
1	801	1,132	-	1	231-458.00-490.00-510-00	Advertising-Legal		1,000	-	-	1	
2	-	5,482	-	2	231-458.00-490.00-515-00	Non-Capital Equipment		-	-	-	2	
3	20,740	10,629	20,000	3	231-458.00-490.00-517-00	Field Supplies		20,000	-	-	3	
4	292	-	10,000	4	231-458.00-490.00-517-20	Field Supplies JG		-	-	-	4	
5	6,149	11,367	15,000	5	231-458.00-490.00-518-00	Safety & First Aid Supplies		20,000	-	-	5	
6	4,127	1,892	5,500	6	231-458.00-490.00-550-00	Vehicle Fuel		5,500	-	-	6	
7	3,348	2,370	3,500	7	231-458.00-490.00-551-00	Vehicle Maint		3,500	-	-	7	
8	-	252	-	8	231-458.00-490.00-604-00	IGS-Fund 207-Transfer Station		325	-	-	8	
9	214,161	300,978	244,508	9	<i>TOTAL MATERIALS & SERVICES</i>		2	229,673	-	-	9	
10	-	19,165	-	10	231-458.00-490.00-720-00	Capital Outlay-Equipment		-	-	-	10	
11	5,087	7,054	-	11	231-458.00-490.00-750-00	Capital Outlay-Bldg Imprvmnts		-	-	-	11	
12	5,087	26,219	-	12	<i>TOTAL CAPITAL OUTLAY</i>		3	-	-	-	12	
13	25,000	25,000	25,000	13	231-458.00-490.00-852-00	Trans Out-F305 Major Projects		25,000	-	-	13	
14	-	17,933	22,543	14	231-458.00-490.00-820-60	Trans Out-F100 PERS Dbt Svc		27,458	-	-	14	
14	25,000	42,933	47,543	14	<i>TOTAL INTER-FUND TRANSFERS</i>		5	52,458	-	-	14	
15	745,961	851,361	906,840	5.30	TOTAL REQUIREMENTS		9	5.80	1,007,887	-	-	15
16	(75,000)	(35,001)	-	16	<i>CONTRIBUTION TO/(FROM) FUND</i>			-	-	-	16	

Tab 35

Tab 42

FUND 231 SUMMARIES

Tab 42

1	3,918,606	4,743,220	5,597,494	1	TOTAL FUND 231 RESOURCES			6,409,644	-	-	1	
2	4,394,527	4,965,395	5,597,494	27.40	2	TOTAL FUND 231 REQUIREMENTS		27.20	6,409,644	-	-	2
3	(475,921)	(222,175)	-	3	TOTAL CONTRIBUTION TO/(FROM) FUND			-	-	-	3	
4				4							4	
5				5	Fund 231 Summary						5	
6	3,210,511	3,532,785	3,865,746	6	1. Total Personal Services.....			4,273,920	-	-	6	
7	1,081,203	1,142,611	1,411,098	7	2. Total Materials and Services.....			1,533,158	-	-	7	
8	22,813	68,257	45,000	8	3. Total Capital Outlay.....			55,000	-	-	8	
9	-	-	-	9	4. Total Debt Service.....			-	-	-	9	
10	80,000	221,743	235,650	10	5. Total Transfers.....			252,566	-	-	10	
11	-	-	40,000	11	6. Total Contingencies.....			295,000	-	-	11	
12	-	-	-	12	7. Total Special Payments.....			-	-	-	12	
13	-	-	-	13	8. Total Unappropriated / Reserved for Future Expenditure.			-	-	-	13	
14	4,394,527	4,965,395	5,597,494	14	9. Total Requirements.....			6,409,644	-	-	14	
15				15							15	
16	3,918,606	4,743,220	5,597,494	16	10. Total Resources Except Property Taxes.....			6,409,644	-	-	16	
17	-	-	-	17	11. Property Taxes Estimated to Be Received.....			-	-	-	17	
18	3,918,606	4,743,220	5,597,494	18	12. Total Resources (add lines 10 and 11).....			6,409,644	-	-	18	
19	(475,921)	(222,175)	-	19				-	-	-	19	

L I N E #	HISTORICAL DATA			FTE 2023/2024	L I N E #	RESOURCE/REQUIREMENT DESCRIPTION PROPOSED	FTE 2024/2025	Budget for next Year 2024-2025			L I N E #	
	Actual		5					2024/2025 Proposed by Budget Officer	2024/2025 Approved by Budget Committee	2024/2025 Adopted by Governing Body		
	Second Preceding Year 06/30/22	First Preceding Year 06/30/23	Adopted Budget This Year 06/30/24									
Tab 36						FUND 232 - Clerk's Records Reserve Funds					Tab 36	
1	6,108	3,556	3,500	1	232-404.10-316.26-002-00	Fees - ORS 5% Recording		2,500	-	-	1	
2	276	1,214	450	2	232-404.10-330.00-000-00	Interest Allocations		1,500	-	-	2	
3	-	-	-	3	232-404.10-375.00-100-04	Trans In-Fund 100 Clerk Record		-	-	-	3	
4	44,854	42,087	30,000	4	232-404.10-399.04-000-00	Beg Balance-Restricted		47,367	-	-	4	
5	51,237	46,857	33,950	5		TOTAL RESOURCES	10	51,367	-	-	5	
6	9,150	2,495	20,000	6	232-404.10-490.00-300-00	Professional Fees		38,367	-	-	6	
7	-	-	5,000	7	232-404.10-490.00-452-00	Repairs & Maint-Equipment		5,000	-	-	7	
8	-	-	8,950	8	232-404.10-490.00-500-00	Office Supplies		8,000	-	-	8	
9	9,150	2,495	33,950	9		<i>TOTAL MATERIALS & SERVICES</i>	2	51,367	-	-	9	
10	-	-	-	10	232-404.10-490.00-720-00	Capital Outlay-Equipment		-	-	-	10	
11	-	-	-	11		<i>TOTAL CAPITAL OUTLAY</i>	3	-	-	-	11	
12	-	-	-	12	232-404.10-490.00-880-00	Contingency		-	-	-	12	
13	-	-	-	13		<i>TOTAL CONTINGENCIES</i>	6	-	-	-	13	
14	9,150	2,495	33,950	0.00	14	TOTAL REQUIREMENTS	9	0.00	51,367	-	-	14
15	42,087	44,362	-		15	CONTRIBUTION TO/(FROM) FUND		-	-	-	15	
16											16	
Tab 36						FUND 232 SUMMARIES					Tab 36	
18						TOTAL FUND 232 RESOURCES		51,367	-	-	18	
19	51,237	46,857	33,950	0.00	19	TOTAL FUND 232 REQUIREMENTS	0.00	51,367	-	-	19	
20	9,150	2,495	33,950	0.00	20	TOTAL CONTRIBUTION TO/(FROM) FUND		-	-	-	20	
21	42,087	44,362	-		21			-	-	-	21	
22											22	
23						Fund 232 Summary					23	
24	-	-	-		24	1. Total Personal Services.....		-	-	-	24	
25	9,150	2,495	33,950		25	2. Total Materials and Services.....		51,367	-	-	25	
26	-	-	-		26	3. Total Capital Outlay.....		-	-	-	26	
27	-	-	-		27	4. Total Debt Service.....		-	-	-	27	
28	-	-	-		28	5. Total Transfers.....		-	-	-	28	
29	-	-	-		29	6. Total Contingencies.....		-	-	-	29	
30	-	-	-		30	7. Total Special Payments.....		-	-	-	30	
31	-	-	-		31	8. Total Unappropriated / Reserved for Future Expenditure.....		-	-	-	31	
32	9,150	2,495	33,950		32	9. Total Requirements.....		51,367	-	-	32	
33					33						33	
34	51,237	46,857	33,950		34	10. Total Resources Except Property Taxes.....		51,367	-	-	34	
35	-	-	-		35	11. Property Taxes Estimated to Be Received.....		-	-	-	35	
36	51,237	46,857	33,950		36	12. Total Resources (add lines 10 and 11).....		51,367	-	-	36	
37	42,087	44,362	-		37			-	-	-	37	

L I N E #	HISTORICAL DATA			FTE 2023/2024	L I N E #	RESOURCE/REQUIREMENT DESCRIPTION PROPOSED	FTE 2024/2025	Budget for next Year 2024-2025			L I N E #	
	Actual		5					2024/2025 Proposed by Budget Officer	2024/2025 Approved by Budget Committee	2024/2025 Adopted by Governing Body		
	Second Preceding Year 06/30/22	First Preceding Year 06/30/23	Adopted Budget This Year 06/30/24									
	Account Number	Account Description										
Tab 37				Tab 37	FUND 301 - Capital Projects-Pubic Works-Bike & Footpath						Tab 37	
1	4,716	21,945	7,000	1	301-440.51-330.00-000-00	Interest Allocations		25,000	-	-	1	
2	54,210	53,399	40,000	2	301-440.51-341.16-000-00	St-Motor Vehicle Tax Apprtmnt		50,000	-	-	2	
3	670,942	729,868	759,510	3	301-440.51-399.04-000-00	Beg Balance-Restricted		875,156	-	-	3	
4	729,868	805,212	806,510	4	TOTAL RESOURCES		10	950,156	-	-	4	
5	-	-	100,000	5	301-440.51-490.00-601-00	IGS-Fund 201-Public Works		100,000	-	-	5	
6	-	-	100,000	6	TOTAL MATERIALS & SERVICES		2	100,000	-	-	6	
7	-	-	300,000	7	301-440.51-490.00-751-00	Capl Outlay-Grounds Improve		300,156	-	-	7	
8	-	-	300,000	8	TOTAL CAPITAL OUTLAY		3	300,156	-	-	8	
9	-	-	406,510	9	301-440.51-490.00-880-00	Contingency		550,000	-	-	9	
10	-	-	406,510	10	TOTAL OPERATING CONTINGENCY		6	550,000	-	-	10	
11	-	-	806,510	0.00	11	TOTAL REQUIREMENTS		9	0.00	950,156	-	11
12	729,868	805,212	-		CONTRIBUTION TO/(FROM) FUND			-	-	-	12	
13											13	
Tab 37				Tab 37	FUND 301 - Capital Projects-Pubic Works - Road SDCs						Tab 37	
15	40,905	58,855	40,000	15	301-440.52-318.73-001-00	Fees-SDC District 1 (St Helens)		20,000	-	-	15	
16	24,998	56,138	20,000	16	301-440.52-318.73-002-00	Fees-SDC District 2 (Rainier)		10,000	-	-	16	
17	18,180	9,090	10,000	17	301-440.52-318.73-003-00	Fees-SDC District 3 (Vernonia)		-	-	-	17	
18	6,818	9,090	2,500	18	301-440.52-318.73-004-00	Fees-SDC District 4 (Clatsk)		7,500	-	-	18	
19	12,938	-	7,000	19	301-440.52-318.73-005-00	Fees-SDC St Helens UG		3,500	-	-	19	
20	7,729	36,751	10,000	20	301-440.52-330.00-000-00	Interest Allocations		30,000	-	-	20	
21	7,173	7,220	7,200	21	301-440.52-399.04-001-00	Beg Balance-Rstr SDC Scap UG		10,502	-	-	21	
22	15,433	28,556	28,500	22	301-440.52-399.04-002-00	Beg Balance-Rstr SDC SH UG		29,350	-	-	22	
23	586,474	631,482	700,000	23	301-440.52-399.04-003-00	Beg Balance-Rstr SDC Distr 1		625,468	-	-	23	
24	217,865	244,452	260,000	24	301-440.52-399.04-004-00	Beg Balance-Rstr SDC Distr 2		313,487	-	-	24	
25	77,163	95,967	98,000	25	301-440.52-399.04-005-00	Beg Balance-Rstr SDC Distr 3		107,976	-	-	25	
26	173,692	181,690	190,000	26	301-440.52-399.04-006-00	Beg Balance-Rstr SDC Distr 4		211,990	-	-	26	
27	-	-	-	27	301-440.52-399.04-000-00	Beg Balance-Restricted		-	-	-	27	
28	1,189,366	1,359,290	1,373,200	28	TOTAL RESOURCES		10	1,369,773	-	-	28	
29	-	-	100,000	29	301-440.52-490.00-305-28	Prof Fees-Contracted Service		-	-	-	29	
30	-	-	100,000	30	301-440.52-490.00-601-00	IGS-Fund 201-Public Works		-	-	-	30	
31	-	-	200,000	31	TOTAL MATERIALS & SERVICES		2	-	-	-	31	
32	-	-	200,000	32	301-440.52-490.00-752-00	Cap Outlay-Road Imprvmnts		230,000	-	-	32	
33	-	-	200,000	33	TOTAL CAPITAL OUTLAY		3	230,000	-	-	33	
34	-	75,000	125,000	34	301-440.52-490.00-830-10	Trans Out-Fund 201 SDCs		-	-	-	34	
35	-	75,000	125,000	35	TOTAL INTER-FUND TRANSFERS		5	-	-	-	35	
36	-	-	848,200	36	301-440.52-490.00-880-00	Contingency		1,139,773	-	-	36	
37	-	-	848,200	37	TOTAL OPERATING CONTINGENCY		6	1,139,773	-	-	37	
38	-	75,000	1,373,200	0.00	38	TOTAL REQUIREMENTS		9	0.00	1,369,773	-	38
39	1,189,366	1,284,290	-		CONTRIBUTION TO/(FROM) FUND			-	-	-	39	

L I N E #	HISTORICAL DATA			FTE 2023/2024	L I N E #	RESOURCE/REQUIREMENT DESCRIPTION PROPOSED	FTE 2024/2025	Budget for next Year 2024-2025			L I N E #	
	Actual		5					2024/2025				
	Second Preceding Year 06/30/22	First Preceding Year 06/30/23	Adopted Budget This Year 06/30/24					2024/2025 Proposed by Budget Officer	2024/2025 Approved by Budget Committee	2024/2025 Adopted by Governing Body		
	Account Number	Account Description										
Tab 37				Tab 3	FUND 301 - Capital Projects- Parks - Park SDCs						Tab 37	
1	-	-	500	1	301-440.53-318.73-005-00	Fees-SDC St Helens UG		250	-	-	1	
2	7,178	-	10,000	2	301-440.53-318.73-006-00	Fees-SDC Scappoose UG		1,000	-	-	2	
3	30,750	29,250	35,000	3	301-440.53-318.73-007-00	Fees-SDC Rural		20,000	-	-	3	
4	2,084	9,982	2,000	4	301-440.53-330.00-000-00	Interest Allocations		15,000	-	-	4	
5	12,921	13,005	25,000	5	301-440.53-399.04-001-00	Beg Balance-Rstr SDC Scap UG		-	-	-	5	
6	18,323	25,665	30,000	6	301-440.53-399.04-002-00	Beg Balance-Rstr SDC SH UG		-	-	-	6	
7	253,345	285,930	290,000	7	301-440.53-399.04-007-00	Beg Balance-Rstr SDC Rural		-	-	-	7	
8	-	-	-	8	301-440.53-399.04-000-00	Beg Balance-Restricted		386,812	-	-	8	
9	324,600	363,832	392,500	9	TOTAL RESOURCES		10	423,062	-	-	9	
10	-	-	-	10	301-440.53-490.00-305-28	Prof Fees-Contracted Service		-	-	-	10	
11	-	-	-	11	TOTAL MATERIALS & SERVICES		2	-	-	-	11	
12	-	-	250,000	12	301-440.53-490.00-751-00	Cap Outlay-Grounds Imprvmnt		-	-	-	12	
13	-	-	250,000	13	TOTAL CAPITAL OUTLAY		3	-	-	-	13	
14	-	-	-	14	301-440.53-490.00-830-15	Trans Out-Fund 203 Parks-SDCs		-	-	-	14	
15	-	-	-	15	TOTAL INTER-FUND TRANSFERS		5	-	-	-	15	
16	-	-	142,500	16	301-440.53-490.00-880-00	Contingency		423,062	-	-	16	
17	-	-	142,500	17	TOTAL OPERATING CONTINGENCY		6	423,062	-	-	17	
18	-	-	392,500	0.00	18	TOTAL REQUIREMENTS	9	0.00	423,062	-	-	18
19	324,600	363,832	-		19	CONTRIBUTION TO/(FROM) FUND		-	-	-	19	
20				20							20	
Tab 37				Tab 37	FUND 301 - Capital Projects-Fair Facility						Tab 37	
22	348	1,495	-	22	301-440.54-330.00-000-00	Interest Allocations		750	-	-	22	
23	-	-	-	23	XXX	Trans In-Fund 204 Fair		-	-	-	23	
24	51,363	51,712	52,300	24	301-440.54-399.02-000-00	Beg Balance-Assigned		38,591	-	-	24	
25	51,712	53,207	52,300	25	TOTAL RESOURCES		10	39,341	-	-	25	
26	-	15,275	-	26	301-440.54-490.00-740-00	Capital Outlay-Bldg Improvements		-	-	-	26	
27	-	-	52,300	27	301-440.54-490.00-750-00	Capital Outlay-Bldg Improvements		39,341	-	-	27	
28	-	15,275	52,300	28	TOTAL CAPITAL OUTLAY		3	39,341	-	-	28	
29	-	-	-	29	301-440.54-490.00-880-00	Contingency		-	-	-	29	
30	-	-	-	30	TOTAL OPERATING CONTINGENCY		6	-	-	-	30	
31	-	15,275	52,300	0.00	31	TOTAL REQUIREMENTS	9	0.00	39,341	-	-	31
32	51,712	37,932	-		32	CONTRIBUTION TO/(FROM) FUND		-	-	-	32	

L I N E #	HISTORICAL DATA			FTE 2023/2024	L I N E # T	RESOURCE/REQUIREMENT DESCRIPTION PROPOSED	Account Number	Account Description	FTE 2024/2025	Budget for next Year 2024-2025			L I N E #
	Actual		5							2024/2025 Proposed by Budget Officer	2024/2025 Approved by Budget Committee	2024/2025 Adopted by Governing Body	
	Second Preceding Year	First Preceding Year	Adopted Budget This Year										
	06/30/22	06/30/23	06/30/24										

Tab 37	Tab 37				FUND 301 SUMMARIES				Tab 37	
1					1					1
2	2,295,546	2,581,541	2,624,510		2	TOTAL FUND 301 RESOURCES		2,782,332	-	2
3	-	90,275	2,624,510	0.00	3	TOTAL FUND 301 REQUIREMENTS		0.00	2,782,332	-
4	2,295,546	2,491,266	-		4	TOTAL CONTRIBUTION TO/(FROM) FUND		-	-	-
5					5					5
6					6	Fund 301 Summary				6
7	-	-	-		7	1. Total Personal Services.....		-	-	-
8	-	-	300,000		8	2. Total Materials and Services.....		100,000	-	-
9	-	15,275	802,300		9	3. Total Capital Outlay.....		569,497	-	-
10	-	-	-		10	4. Total Debt Service.....		-	-	-
11	-	75,000	125,000		11	5. Total Transfers.....		-	-	-
12	-	-	1,397,210		12	6. Total Contingencies.....		2,112,835	-	-
13	-	-	-		13	7. Total Special Payments.....		-	-	-
14	-	-	-		14	8. Total Unappropriated / Reserved for Future Expenditure.		-	-	-
15	-	90,275	2,624,510		15	9. Total Requirements.....		2,782,332	-	-
16					16					16
17	2,295,546	2,581,541	2,624,510		17	10. Total Resources Except Property Taxes.....		2,782,332	-	-
18	-	-	-		18	11. Property Taxes Estimated to Be Received.....		-	-	-
19	2,295,546	2,581,541	2,624,510		19	12. Total Resources (add lines 10 and 11).....		2,782,332	-	-
20	2,295,546	2,491,266	-		20			-	-	-

L I N E #	HISTORICAL DATA				FTE 2023/2024	L I N E #	RESOURCE/REQUIREMENT DESCRIPTION PROPOSED	FTE 2024/2025	Budget for next Year 2024-2025			L I N E #	
	Actual		5	Account Number					Account Description	2024/2025 Proposed by Budget Officer	2024/2025 Approved by Budget Committee		2024/2025 Adopted by Governing Body
	Second Preceding Year 06/30/22	First Preceding Year 06/30/23	Adopted Budget This Year 06/30/24										
Tab 38					Tab 38	FUND 305 -Major Projects-Sheriff						Tab 38	
1	-	-	-		1	305-406-00-330.00-000-00						1	
2	-	-	-		2	305-406-00-371.30-305-00			50,000			2	
3	-	-	-		3	305-406-00-399.02-000-00						3	
4	-	-	-		4	TOTAL RESOURCES	10		50,000			4	
5	-	-	-		5	305-406.00-490.00-750-00			50,000			5	
6	-	-	-		6	TOTAL CAPITAL OUTLAY	3		50,000			6	
7	-	-	-	0.00	7	TOTAL REQUIREMENTS	9	0.00	50,000			7	
8	-	-	-		8	CONTRIBUTION TO/(FROM) FUND						8	
Tab 38					Tab 38	FUND 305 -Major Projects-Surveyor						Tab 38	
10	-	-	-		10	305-411.30-330.00-000-00	Interest Allocations					10	
11	-	-	2,500		11	305-411.30-375.00-100-11	Trans In-Fund 100 Surveyor		2,500			11	
12	-	-	5,000		12	305-411.30-375.00-209-00	Trans In-Fund 209 Cornerstone		5,000			12	
13	-	-	-		13	305-411.30-399.02-000-00	Beg Balance-Assigned		7,558			13	
14	-	-	7,500		14	TOTAL RESOURCES	10		15,058			14	
15	-	-	7,500		15	305-411.30-490.00-730-00	Capital Outlay-Vehicles		15,058			15	
16	-	-	7,500		16	TOTAL CAPITAL OUTLAY	3		15,058			16	
17	-	-	7,500	0.00	17	TOTAL REQUIREMENTS	9	0.00	15,058			17	
18	-	-	-		18	CONTRIBUTION TO/(FROM) FUND						18	
Tab 38					Tab 38	FUND 305 -Major Projects-Finance Department						Tab 38	
21	340	1,354	-		21	305-445.10-330.00-000-00	Interest Allocations		1,500			21	
22	-	-	-		22	305-445.10-370.00-000-00	IGS-Admin Fees					22	
23	51,717	50,057	46,000		23	305-445.10-399.02-000-00	Beg Balance-Assigned		45,747			23	
24	52,057	51,411	46,000		24	TOTAL RESOURCES	10		47,247			24	
25	-	-	-		25	305-445.10-490.00-302-00	Prof Fees-Temp Services					25	
26	-	3,712	6,000		26	305-445.10-490.00-320-00	Conferences & Training					26	
27	-	-	-		27	305-445.10-490.00-515-00	Non-Capital Equipment					27	
28	-	3,712	6,000		28	TOTAL MATERIALS & SERVICES	2					28	
29	2,000	-	40,000		29	305-445.10-490.00-710-00	Capital Outlay-Software		47,247			29	
30	2,000	-	40,000		30	TOTAL CAPITAL OUTLAY	3		47,247			30	
31	-	-	-		31	305-445.10-490.00-831-11	Trans Out-Fund 208 Grant Fund					31	
32	-	-	-		32	TOTAL TRANSFERS OUT	5					32	
33	2,000	3,712	46,000	0.00	33	TOTAL REQUIREMENTS	9	0.00	47,247			33	
34	50,057	47,700	-		34	CONTRIBUTION TO/(FROM) FUND						34	
Tab 38					Tab 38	FUND 305 -Major Projects-Land Development Planning						Tab 38	
36	-	-	-		36	305-449.50-330.00-000-00	Interest Allocations		200			36	
37	-	-	15,000		37	305-449.50-375.00-100-49	Trans In-Fund 100 LD-Planning		25,000			37	
38	-	-	-		38	305-449.50-399.02-000-00	Beg Balance-Assigned		15,106			38	
39	-	-	15,000		39	TOTAL RESOURCES	10		40,306			39	
38	-	-	-		38	305-449.50-490.00-515-00	Non Capital Equipment		10,000			38	
39	-	-	-		39	TOTAL CAPITAL OUTLAY	3		10,000			39	
40	-	-	15,000		40	305-449.50-490.00-730-00	Capital Outlay-Vehicles		30,306			40	
40	-	-	15,000		40	TOTAL CAPITAL OUTLAY	3		30,306			40	
41	-	-	15,000	0.00	41	TOTAL REQUIREMENTS	9	0.00	40,306			41	
42	-	-	-		42	CONTRIBUTION TO/(FROM) FUND						42	

L I N E #	HISTORICAL DATA				FTE 2023/2024	L I N E #	RESOURCE/REQUIREMENT DESCRIPTION PROPOSED	FTE 2024/2025	Budget for next Year 2024-2025			L I N E #
	Actual		5	2024/2025 Proposed by Budget Officer					2024/2025 Approved by Budget Committee	2024/2025 Adopted by Governing Body		
	Second Preceding Year 06/30/22	First Preceding Year 06/30/23	Adopted Budget This Year 06/30/24									
Tab 38						FUND 305 - Major Projects - Land Development Sanitation					Tab 38	
1	-	-	-		1	305-449.51-330.00-000-00 Interest Allocations		75	-	-	1	
2	-	-	20,000		2	305-449.51-375.00-100-49 Trans In-Fund 100 LD-Sani		16,000	-	-	2	
3	-	-	-		3	305-449.51-399.02-000-00 Beg Balance-Assigned		20,151	-	-	3	
4	-	-	20,000		4	TOTAL RESOURCES	10	36,226	-	-	4	
5	-	-	20,000		5	305-449.51-490.00-730-00 Capital Outlay-Vehicles		36,226	-	-	5	
6	-	-	20,000		6	TOTAL CAPITAL OUTLAY	3	36,226	-	-	6	
7	-	-	20,000	0.00	7	TOTAL REQUIREMENTS	9	36,226	-	-	7	
8	-	-	-		8	CONTRIBUTION TO/(FROM) FUND		-	-	-	8	
Tab 38						FUND 305 - Major Projects - Information Technology Department					Tab 38	
10	-	-	-		10	305-450.10-320.00-000-00 Misc Reimbursement		-	-	-	10	
11	1,736	8,245	-		11	305-450.10-330.00-000-00 Interest Allocations		15,000	-	-	11	
12	-	55,000	55,000		12	305-450.10-375.00-100-50 Trans In-Fund 100 Info Tech		55,000	-	-	12	
13	55,000	-	-		13	305-450.10-371.30-305-00 IGS-Fund 305 Major Projects-IT		-	-	-	13	
14	234,746	291,145	280,000		14	305-450.10-399.02-000-00 Beg Balance-Assigned		349,522	-	-	14	
15	291,482	354,390	335,000		15	TOTAL RESOURCES	10	419,522	-	-	15	
16	-	66,836	-		16	305-450.10-490.00-451-50 Maint-Software		89,000	-	-	16	
17	-	66,836	-		17	TOTAL MATERIALS & SERVICES	2	89,000	-	-	17	
18	-	-	67,500		18	305-450.10-490.00-710-00 Capital Outlay-Software		110,022	-	-	18	
19	338	-	-		19	305-450.10-490.00-720-00 Capital Outlay-Equipment		-	-	-	19	
20	-	-	267,500		20	305-450.10-490.00-750-00 Capital Outlay-Bldg Imprvmnts		220,500	-	-	20	
21	338	-	335,000		21	TOTAL CAPITAL OUTLAY	3	330,522	-	-	21	
22	-	-	-		22	305-450.10-490.00-880-00 Contingency		-	-	-	22	
23	-	-	-		23	TOTAL OPERATING CONTINGENCY	6	-	-	-	23	
24	338	66,836	335,000	0.00	24	TOTAL REQUIREMENTS	9	419,522	-	-	24	
25	291,145	287,554	-		25	CONTRIBUTION TO/(FROM) FUND		-	-	-	25	
Tab 38						FUND 305 - Major Projects - General Services Department					Tab 38	
27	222	1,715	-		27	305-458.10-330.00-000-00 Interest Allocations		600	-	-	27	
28	-	25,000	25,000		28	305-458.10-375.00-100-58 Trans In-Fund 100 Gen Svcs		25,000	-	-	28	
29	25,000	-	-		29	305-458.10-371.20-305-00 IGS-Fund 305 Mjr Proj-Faciliti		-	-	-	29	
30	23,036	48,259	90,000		30	305-458.10-399.02-000-00 Beg Balance-Assigned		21,845	-	-	30	
31	48,259	74,974	115,000		31	TOTAL RESOURCES	10	47,445	-	-	31	
32	-	-	-		32	305-458.10-490.00-515-00 Non-Capital Equipment		-	-	-	32	
33	-	-	-		33	TOTAL MATERIALS & SERVICES	2	-	-	-	33	
34	-	-	115,000		34	305-458.10-490.00-750-00 Capital Outlay-Bldg Imprvmnts		47,445	-	-	34	
35	-	-	115,000		35	TOTAL CAPITAL OUTLAY	3	47,445	-	-	35	
36	-	-	-		36	305-458.10-490.00-831-11 Trans Out-Fund 208 Grant Fund		-	-	-	36	
37	-	-	-		37	TOTAL TRANSFERS OUT	5	-	-	-	37	
38	-	-	-		38	305-458.10-490.00-880-00 Contingency		-	-	-	38	
39	-	-	-		39	TOTAL OPERATING CONTINGENCY	6	-	-	-	39	
40	-	-	115,000	0.00	40	TOTAL REQUIREMENTS	9	47,445	-	-	40	
41	48,259	74,974	-		41	CONTRIBUTION TO/(FROM) FUND		-	-	-	41	

L I N E #	HISTORICAL DATA			FTE 2023/2024	L I N E #	RESOURCE/REQUIREMENT DESCRIPTION PROPOSED	FTE 2024/2025	Budget for next Year 2024-2025			L I N E #
	Actual		5					2024/2025 Proposed by Budget Officer	2024/2025 Approved by Budget Committee	2024/2025 Adopted by Governing Body	
	Second Preceding Year 06/30/22	First Preceding Year 06/30/23	Adopted Budget This Year 06/30/24								

Tab 38 Tab 38 **FUND 305 SUMMARIES** Tab 38

10	10	10	10	10	10	10	10	10	10	10	
11	391,798	480,775	538,500	11	TOTAL FUND 305 RESOURCES			655,804	-	-	
12	2,338	70,548	538,500	0.00	12	TOTAL FUND 305 REQUIREMENTS			0.00	655,804	-
13	389,460	410,227	-	13	TOTAL CONTRIBUTION TO/(FROM) FUND			-	-	-	
14				14	Fund 305 Summary						14
15				15							15
16	-	-	-	16	1. Total Personal Services.....			-	-	-	
17	-	70,548	6,000	17	2. Total Materials and Services.....			89,000			
18	2,338	-	532,500	18	3. Total Capital Outlay.....			566,804			
19	-	-	-	19	4. Total Debt Service.....			-			
20	-	-	-	20	5. Total Transfers.....			-			
21	-	-	-	21	6. Total Contingencies.....			-			
22	-	-	-	22	7. Total Special Payments.....			-			
23	-	-	-	23	8. Total Unappropriated / Reserved for Future Expenditure.			-			
24	2,338	70,548	538,500	24	9. Total Requirements.....			655,804	-	-	
25				25							
26	391,798	480,775	538,500	26	10. Total Resources Except Property Taxes.....			655,804			
27	-	-	-	27	11. Property Taxes Estimated to Be Received.....			-	-	-	
28	391,798	480,775	538,500	28	12. Total Resources (add lines 10 and 11).....			655,804	-	-	
29	389,460	410,227	-	29				-	-	-	

L I N E #	HISTORICAL DATA			FTE 2023/2024	L I N E # T	RESOURCE/REQUIREMENT DESCRIPTION PROPOSED	FTE 2024/2025	Budget for next Year 2024-2025			L I N E #
	Actual		5					2024/2025 Proposed by Budget Officer	2024/2025 Approved by Budget Committee	2024/2025 Adopted by Governing Body	
	Second Preceding Year 06/30/22	First Preceding Year 06/30/23	Adopted Budget This Year 06/30/24								
Tab 39						FUND 403- Debt Service - Oregon Business Loan - John Gumm Bldg					Tab 39
1	-	-	-		1	403-400.98-330.00-000-00 Interest Allocations		20,000	-	-	1
2	-	-	88,125		2	403-400.98-375.00-100-00 Trans In-Fund 100 NonDept		88,125	-	-	2
3	-	-	250,000		3	403-400.98-375.00-208-01 Trans In-Fund 208 MJ Funds		-	-	-	3
4	-	-	553,000		4	403-400.98-375.00-214-00 Trans In-Fund 214 Econ Dev		132,000	-	-	4
5	-	-	900,000		5	403-400.98-375.00-218-00 Trans In-Fund 218 SIP Econ Dev		451,940	-	-	5
6	-	-	-		6	403-400.98-399.02-000-00 Beg Balance-Assigned		1,809,278	-	-	6
7	-	-	1,791,125		7	TOTAL RESOURCES	10	2,501,343	-	-	7
8	-	-	600,000		8	403-400.98-490.00-809-00 Debt Service-John Gumm		600,000	-	-	8
9	-	-	600,000		9	TOTAL DEBT SERVICE	4	600,000	-	-	9
10	-	-	1,191,125		10	403-400.98-490.00-880-00 Contingency		1,901,343	-	-	10
11	-	-	1,191,125		11	TOTAL CONTINGENCY	6	1,901,343	-	-	11
12	-	-	1,791,125		12	TOTAL REQUIREMENTS	9	2,501,343	-	-	12
13	-	-	-		13	CONTRIBUTION TO/(FROM) FUND		-	-	-	13
14					14						14
Tab 39						FUND 403 SUMMARIES					Tab 39
16					16						16
17	-	-	1,791,125		17	TOTAL FUND 403 RESOURCES		2,501,343	-	-	17
18	-	-	1,791,125	0.0000	18	TOTAL FUND 403 REQUIREMENTS	0.0000	2,501,343	-	-	18
19	-	-	-		19	TOTAL CONTRIBUTION TO/(FROM) FUND		-	-	-	19
20					20						20
21					21	Fund 403 Summary					21
22	-	-	-		22	1. Total Personal Services.....		-	-	-	22
23	-	-	-		23	2. Total Materials and Services.....		-	-	-	23
24	-	-	-		24	3. Total Capital Outlay.....		-	-	-	24
25	-	-	600,000		25	4. Total Debt Service.....		600,000	-	-	25
26	-	-	-		26	5. Total Transfers.....		-	-	-	26
27	-	-	1,191,125		27	6. Total Contingencies.....		1,901,343	-	-	27
28	-	-	-		28	7. Total Special Payments.....		-	-	-	28
29	-	-	-		29	8. Total Unappropriated / Reserved for Future Expenditure.		-	-	-	29
30	-	-	1,791,125		30	9. Total Requirements.....		2,501,343	-	-	30
31					31						31
32	-	-	1,791,125		32	10. Total Resources Except Property Taxes.....		2,501,343	-	-	32
33	-	-	-		33	11. Property Taxes Estimated to Be Received.....		-	-	-	33
34	-	-	1,791,125		34	12. Total Resources (add lines 10 and 11).....		2,501,343	-	-	34